



Modular Hardware Design with Timeline Types

RACHIT NIGAM, Cornell University, USA

PEDRO HENRIQUE AZEVEDO DE AMORIM, Cornell University, USA

ADRIAN SAMPSON, Cornell University, USA

Modular design is a key challenge for enabling large-scale reuse of hardware modules. Unlike software, however, hardware designs correspond to physical circuits and inherit constraints from them. Timing constraints—which cycle a signal arrives, when an input is read—and structural constraints—how often a multiplier accepts new inputs—are fundamental to hardware interfaces. Existing hardware design languages do not provide a way to encode these constraints; a user must read documentation, build scripts, or in the worst case, a module’s implementation to understand how to use it. We present Filament, a language for modular hardware design that supports the specification and enforcement of timing and structural constraints for statically scheduled pipelines. Filament uses *timeline types*, which describe the intervals of clock-cycle time when a given signal is available or required. Filament enables *safe composition* of hardware modules, ensures that the resulting designs are correctly pipelined, and predictably lowers them to efficient hardware.

CCS Concepts: • **Hardware** → **Hardware description languages and compilation.**

Additional Key Words and Phrases: Hardware Description Language, Type System

ACM Reference Format:

Rachit Nigam, Pedro Henrique Azevedo de Amorim, and Adrian Sampson. 2023. Modular Hardware Design with Timeline Types. *Proc. ACM Program. Lang.* 7, PLDI, Article 120 (June 2023), 25 pages. <https://doi.org/10.1145/3591234>

1 INTRODUCTION

Like software languages, interfaces in hardware description languages (HDLs) simply consist of arguments and simple datatypes. Unlike software, however, hardware inherits constraints from the underlying physical circuits—the inputs are used and outputs are available during specific cycles, and new inputs may only be provided when the circuit can process them. The rudimentary interfaces of existing HDLs fail to capture these constraints, making modular design difficult. To approach the reusability of software library ecosystems, HDLs need a systematic way to encode these requirements for hardware modules.

Modern languages for hardware design fall into three categories. Embedded HDLs (eHDLs) use software host languages for metaprogramming [Bachrach et al. 2012; Clow et al. 2017; Jane Street 2022; Lockhart et al. 2014; Nikhil 2004]. Accelerator design languages (ADLs) [Durst et al. 2020; Hegarty et al. 2014, 2016; Koeplinger et al. 2018; Nigam et al. 2020; Zhang et al. 2008] are higher-level languages that expose new abstractions and compile to HDLs. Finally, traditional HDLs, such as SystemVerilog and VHDL, are the de facto standard for hardware design and interacting with

Authors’ addresses: Rachit Nigam, Cornell University, USA, rnigam@cs.cornell.edu; Pedro Henrique Azevedo de Amorim, Cornell University, USA; Adrian Sampson, Cornell University, USA.



This work is licensed under a Creative Commons Attribution 4.0 International License.

© 2023 Copyright held by the owner/author(s).

2475-1421/2023/6-ART120

<https://doi.org/10.1145/3591234>

hardware toolchains. ADLs and eHDLs must be compiled to HDLs to interact with hardware design toolchains and integrate proprietary black-box implementations of optimized primitives. Furthermore, ADLs are often limited to a single domain, such as image processing, and can therefore benefit from defining a foreign function interface to interact with eHDLs and other ADLs.

Composition in HDLs is challenging because interfaces only expose the names and value types of input–output ports. However, efficient integration requires knowledge of timing behavior: the number of cycles required to produce and consume outputs and inputs respectively, and whether a module can be pipelined. In current HDLs, this timing information is latent. It appears in verbose documentation files, encoded as constraints in build scripts [Synopsys Inc. 2023], or nowhere at all, requiring users to read the implementation of each module to understand how to use it. An alternative is to rely exclusively on latency-insensitive interfaces which eliminate all timing sensitivity. Instead, the producer signals when its output is valid and the consumer signals when it is ready to accept new inputs. While latency-insensitive interfaces are flexible, they are also inefficient [Murray and Betz 2014], especially for *statically scheduled* modules which always take the same number of clock cycles to produce outputs and accept new inputs.

The key to an ecosystem of reusable hardware is a low-level mechanism to *safely* and *efficiently* compose hardware modules. *Safe composition* requires modules to specify and check timing details such as latency and pipelinability, while *efficiency* requires that the interfaces do not add substantial overheads. The efficiency requirement also rules out wrapping statically scheduled modules with a latency-insensitive interface; instead, we would like to use the clock signal to synchronize usage of the modules. The effect is a clear way to integrate hardware, regardless of whether it was written in an eHDL, generated by an ADL, or implemented as a proprietary black box module.

Our solution is *timeline types*, which compactly encode latency and throughput properties of statically scheduled hardware pipelines. Static pipelines have data-independent timing behavior and encompass a large class of efficient hardware designs [Durst et al. 2020; Hegarty et al. 2014, 2016; Kemmerer 2022] including the pipelines generated by most high-level synthesis (HLS) tools [Canis et al. 2011; Nigam et al. 2020; Pilato and Ferrandi 2013; Zhang et al. 2008]. Our type system, inspired by separation logic [Reynolds 2002], proves that pipelined execution of a module is safe by ensuring that all timing constraints are satisfied. Our contributions are as follows:

- We provide a characterization of pipelining constraints for static pipelines and model them using *timeline types* in an HDL called Filament.
- We formalize these pipelining constraints using a *log-based semantics* of hardware and prove our type system is sound with respect to the model.
- We demonstrate that Filament can integrate designs from several hardware generators [Durst et al. 2020; Kemmerer 2022; Vega et al. 2021] using timeline types.
- We show that Filament designs use fewer resources and run at faster frequencies than those generated by hardware generators.

2 EXAMPLE

We will discuss the challenges associated with compositional hardware design by implementing a pipelined arithmetic logic unit (ALU).

2.1 Traditional Hardware Description Languages

Figure 1a shows the implementation of the ALU in a traditional HDL. The interfaces for the modules specify the inputs and outputs along with their bitwidths. The ALU’s circuit consists of an adder and a multiplier, which perform their computations in parallel, and a multiplexer, which selects between the two outputs using the op signal.

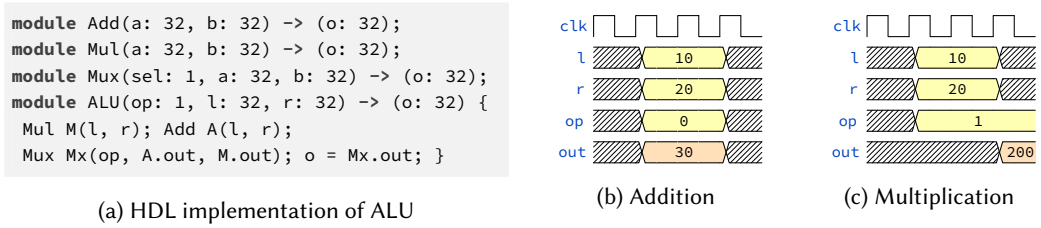


Fig. 1. ALU implementation and waveforms generated when executing addition and multiplication.

We will use waveform diagrams to understand the execution behavior of this module. A waveform diagram explains the flow of signals in the circuit over time and usually with respect to the global clock signal. Figure 1b shows the waveform generated when the ALU is provided with the inputs 10 and 20 and the op code 0. Note that the output 30 is produced in the same cycle as the inputs. However, Figure 1c shows what happens when we attempt to execute the multiplication operation by setting op to 1. The timing behavior of the ALU changes—the product is produced two cycles after the input is provided. Additionally, if the op is not asserted for an additional cycle, the output is wrong. The problem is that an adder is *combinational*—it produces its output in the same cycle as the inputs—while a multiplier is *sequential*—it takes several cycles to produce its output. op is required for an extra cycle because the multiplier output is produced later than the adder and the multiplexer needs to select the correct output in a later cycle using the op input.

The interfaces for ALU, the adder, and the multiplier do not capture these details. One option to sidestep this problem is to “wrap” every module in a *latency-insensitive* interface, such as ready-valid handshaking. But these interfaces incur overhead that can be prohibitive for fine-grained composition [Murray and Betz 2014]. This paper aims to specify efficient, *latency-sensitive* interfaces based on clock cycles and to statically rule out misuses of these interfaces.

2.2 Filament

Filament is an HDL that allows users to directly *specify* and *check* the timing behavior of their modules. Each component can be parameterized by multiple events which are used to specify its timing behavior. Our ALU implementation has behaves unpredictably because adders and multipliers have different timing behavior. Filament allows us to encode their timing behavior explicitly using *events* which parameterize modules:

```

extern comp Add<T>(
  @interface[T] go: 1, @[T, T+1] left: 32, @[T, T+1] right: 32) -> (@[T, T+1] out: 32);
extern comp Mult<T>(
  @interface[T] go: 1, @[T, T+1] left: 32, @[T, T+1] right: 32) -> (@[T+2, T+3] out: 32);

```

Both components use the event T to specify their timing behavior. The adder is *combinational*—it produces outputs in the same cycle as the inputs. This fact is encoded by the *availability intervals* of the inputs and outputs: the inputs are provided in the half-open interval $[T, T + 1)$, which corresponds to the first cycle of execution of the component, and the output is produced during the same interval. In contrast, a multiplier is *sequential*—it takes two cycles to produce its output. This is encoded by stating that the output is available in the interval $[T + 2, T + 3)$, two cycles after the inputs are provided in the interval $[T, T + 1)$. In order to signal that the event T has occurred, a user of these modules must set the *interface port* go to 1, provide the inputs according to their required intervals, and read the output when they are available. Multiplexers (not shown) are also combinational and take all their inputs in the same cycle.

Like our HDL implementation, our Filament implementation of the ALU explicitly instantiates all the hardware resources it needs to use. The key difference is how Filament expresses the use of the hardware instances through *invocations*. An invocation schedules the execution of a hardware instance using a particular set of events and provides all inputs. For example, the invocation `a0` of the adder `A` is scheduled using the event `G`. By naming uses, Filament can check the timing behavior of the module. There is no assignment for the `go` port of the adder—it is automatically inserted by the compiler using the scheduling event `G`. Invocations are a logical construct that are compiled away by Filament (Section 5). Similarly, the multiplier and multiplexer are also scheduled using the event `G`. Instead of using outputs from the instance, the multiplexer uses the ports on the invocations, reflecting the output from a particular use.

```
comp ALU<G>(
  @interface[G] en: 1
  @[G, G+1] op: 1,
  @[G, G+1] l: 32,
  @[G, G+1] r: 32,
) -> (@[G+2, G+3] o: 32) {
  A := new Add; M := new Mult;
  Mx := new Mux;
  a0 := A<G>(l, r);
  m0 := M<G>(l, r);
  mux := Mux<G>(
    op, m0.out, a0.out);
  o = mux.out; }
```

2.3 Checking Timing Behavior

However, when we attempt to compile this program, Filament gives us the following error:

```
mux := Mux<G>(op, m0.out, a0.out);
Available for [G+2, G+3] but required during [G, G+1]
```



Our multiplexer expects all of its inputs during the interval $[G, G + 1]$ while the multiplier's output `m0.out` is available in $[G + 2, G + 3]$. Filament requires that all inputs be available for at least as long as the corresponding argument's requirement. This was the problem in our original HDL design (Section 2.1)—the output of the adder is available in a different cycle from the multiplier which results in unexpected timing behavior. Filament's type system statically catches this error.

The solution is to use *registers* to store values and make them available in future cycles. A register's signature captures its timing behavior—the output is available one cycle after the input¹:

```
comp Reg<G>(@interface[G] en: 1, @[G, G+1] in: 32) -> (@[G+1, G+2] out: 32)
```

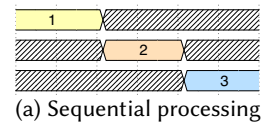
The corrected implementation uses two registers to make the sum available in the same cycle as the multiplier. The outputs from the first and second registers are available in $[G + 1, G + 2]$ and $[G + 2, G + 3]$, respectively. We schedule the execution of the multiplexer in cycle $G + 2$ when both the outputs are available. This design is still problematic because the `op` is only available in $[G, G + 1]$ while the multiplexer reads it in $[G + 2, G + 3]$. We fix this by making `op` signal available in $[G, G + 3]$. This results in a correct ALU implementation.

```
comp ALU<G>(@[G, G+3] op: 32, ...) {
  a0 := A<G>(l, r); R0 := new Reg; R1 := new Reg;
  r0 := R0<G>(a0.out); r1 := R1<G+1>(r0.out);
  mux := Mux<G+2>(op, r1.out, m0.out); ... }
```

Such encoding of signal delays, also explored in HIR [Majumder and Bondhugula 2021] and Spade [Skarman and Gustafsson 2023], enables static reasoning for imbalanced pipeline paths. However, a crucial piece is still missing: it is not clear when the ALU is ready to accept new inputs: should we wait till outputs are produced or can the module process multiple inputs in parallel?

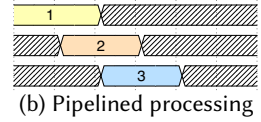
2.4 Pipelining

Pipelining is a common optimization that enables hardware to process multiple inputs in parallel. A sequential module processes its inputs one at a time (Diagram (a)), while pipelined module can overlap the processing of multiple inputs (Diagram (b)).



¹This is a simplified interface for a register. Full interface provided in Section 3.6.

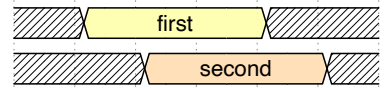
Pipelining is challenging because it requires reasoning about the interaction between multiple, concurrent executions of the same physical resources—correctly pipelining requires using values from the correct pipeline stage and ensuring there are no *structural hazards*, i.e., there are no conflicting uses of internal components.



Filament presents a concise solution: each event has an associated *delay* that specifies how many cycles to wait before accepting new inputs. We can update the signature of the adder and multiplier to reflect this. Since the adder is combinational, it can accept new inputs every cycle. However, the multiplier accepts new inputs every 3 cycles. For user-level components, Filament ensures that the *delay* for each event is correct, i.e., the component can be correctly pipelined. We'll redesign our ALU to be pipelined and accept new inputs every cycle by specifying that the delay of G is 1. Since we know our design is not pipelined, Filament will generate errors explaining why the design cannot be pipelined.

```
comp Add<T:1>(…)
comp Mult<T:3>(…)
comp ALU<G:1>(…)
```

```
comp ALU<G:1>(
  Event may retrigger every cycle
  @[G, G+3] op: 1, Signal lasts for 3 cycles
```



Our first problem is that the signature requires input signal op to be available for three cycles whereas the pipeline may trigger every cycle. The waveform diagram demonstrates the problem—the input for op from the first iteration will overlap with the input for the second iteration. However, op is a *physical port* in a circuit and can only hold one value at a time; this is a fundamental physical constraint of hardware design. Filament requires that the delay of an event is at least as long as the length of any availability interval that uses it; we must make op 's availability interval 1-cycle long. We choose $[G + 2, G + 3)$ since the multiplexer uses op during this interval.

Next, Filament complains that while our ALU pipeline may accept new inputs every cycle, the multiplier M can accept new inputs every 3 cycles. This is a fundamental limitation of the multiplier circuit we're using; to fix it, we must use a different multiplier. Filament catches yet another pipelining bug that arises from composition: every subcomponent used in a pipeline must be able to process inputs at least as often as the pipeline itself. Fixing this will result in a correct, fully pipelined ALU. A key goal of Filament is to ensure that changing the pipelining behavior of a component does not create additional bugs—the pipelined ALU, like the sequential ALU, only uses signals when they are semantically valid.

```
comp Mult<T: 3>(
  Event may retrigger every 3 cycles
  comp ALU<G: 1>(
    Event may retrigger every cycle
    m0 := M<G>(l, r);
    Cannot safely pipeline
```

```
comp ALU<G: 1>(@interface[G] en: 1, @[G+2, G+3] op: 1, ...) {
  A := new Add; Mx := new Mux; R0 := new Reg; R1 := new Reg; FM := new FastMult; // delay = 1
  a0 := A<G>(l, r); r0 := R0<G>(a0.out); r1 := R1<G+1>(r0.out); m0 := FM<G>(l, r);
  mux := Mux<G>(op, r1.out, m0.out); o = mux.out; }
```

2.5 Area-Throughput Trade-offs with Filament

While pipelining improves the throughput of a component, it also increases its resource usage. For large circuits, like floating-point multipliers, it often makes sense to reuse the same circuit over multiple clock cycles. However, circuit reuse affects pipelining behavior: the ability of a component to start new iterations depends upon how sub-components are being shared. Filament's type system tracks resource reuse and ensures that a well-typed component does not create structural hazards for reuses components.

```

def init(left) -> (acc, q):
  # Initialize the computation
def nxt(a, q, div) -> (an, qn):
  # One step of the computation
def div(l, r):
  (qn, an) = init(l)
  for _ in range(0, 8):
    (qn, an) = nxt(an, qn, r)
  return qn

```

(a) Pseudocode for restoring division.

```

comp Comb<G: 1>(…) -> (
  @[G, G+1] out: 8) {
  i := new Init<G>(left);
  n0 := new Nxt<G>(i.A, i.Q, r);
  ...
  n7 := new Nxt<G>(n6.A, n6.Q, r);
  out = n7.Q;

```

(b) Fully combinational divider.

```

comp Pipe<G: 1>(…) -> (@[G+7, G+8] q: 8) {
  i := new Init<G>(left); // Instantiate and invoke
  n0 := new Nxt<G>(i.A, i.Q, r);
  ra0 := new Reg<G>(n0.A);
  rq0 := new Reg<G>(n0.Q);
  n2 := new Nxt<G+1>(ra0.out, div, rq0.out);
  ...
  out = n7.Q;

```

(c) Pipelined divider. Instances scheduled in successive cycles.

```

comp Iter<G: 8>(…) -> (@[G+7, G+8] q: 8) {
  I := new Init<G>(left);
  N := new Nxt; RA := new Reg; RQ := new Reg;
  n0 := N<G>(i.A, i.Q, r);
  ra0 := RA<G>(n0.A); rq0 := RQ<G>(n0.Q);
  n1 := N<G+1>(ra0.out, rq0.out);
  ra1 := RA<G+1>(n1.A); rq1 := RQ<G+1>(n1.Q); ...
  out = n7.Q;

```

(d) Iterative divider. Components reused over multiple cycles.

Fig. 2. Implementations of 8-bit restoring division demonstrating area-throughput trade-off. Filament’s type system ensures that each implementation is correctly pipelined and introduces no resource reuse conflicts.

To demonstrate how Filament enables safe exploration of *area-throughput trade-offs*, we implement three different versions of a divider using a restoring division algorithm (Figure 2a). The combinational components `Init` and `Nxt` compute a quotient (`.Q`) and an accumulator value (`.A`). For an 8-bit value, we must apply `Nxt` 8 times.

Combinational divider. Figure 2b implements a combinational divider which computes the output in the same cycle when the inputs are provided. All `Nxt` instances are scheduled using the event `G` which means that they’ll execute in the same cycle. While the latency of the design is 1, it is quite inefficient because it schedules a lot of complex logic in the same clock cycle and forces the design to operate at a low frequency. However, combinational designs are a good starting point to ensure that our algorithm is correct.

Pipelined divider. To make our design run at a higher frequency, we can pipeline it by scheduling each `Nxt` instance to execute in successive cycles. To correctly forward the values, we instantiate registers to hold onto values of the quotient and the accumulator for each `Nxt` component. Figure 2c shows the implementation: the delay of the module remains 1, allowing it to process a new value every cycle, but the latency is now 8 cycles unlike the combinational implementation. The pipelining also breaks up the long combinational path allowing the design to operate at a higher frequency.

Iterative divider. Both the combinational and pipelined inputs can process a new input every cycle but require a large amount of hardware since they instantiate 8 instances of the `Nxt` component and 16 registers for the pipelined version. We can instead use the same `Nxt` component and registers by implementing an *iterative design*.

We start with our combinational design and change all the invocations to use the same instance `N`. Filament tells us that this design is buggy. We’re attempting to send two different inputs into the `Nxt`

```

comp Nxt<T:1>(…)
Delay requires uses to be 1 cycle apart
s0 := N<G>(i.A, div, i.Q); First use
s1 := N<G>(s0.AN, div, s0.QN); Second use

```

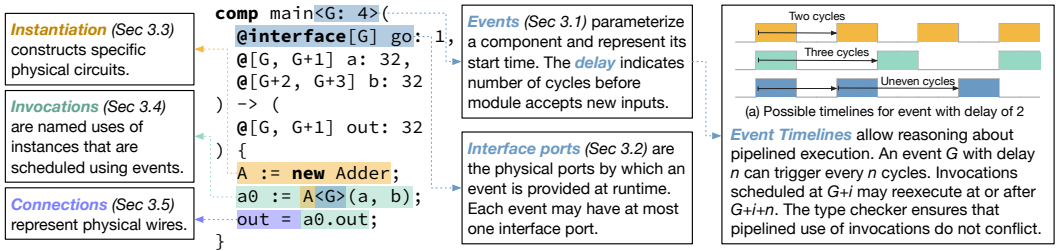



Fig. 3. Overview of the Filament language. Programs are a sequence of *component* definitions which correspond to individual modules. The signature of the component is parameterized using *events*. The body of component consists of three types of statements: Instantiations, connections, and invocations.

instance in the same cycle. However, Nxt is a physical circuit and can only process one input every cycle. Therefore, we must schedule the uses of the instance in different cycles and add registers to hold onto the values, similar to the pipelined implementation.

With these changes, Filament complains with a new error message. Since we’re sharing the instance Nxt over 8 cycles, the divider cannot start processing new inputs every cycle. Again, this is because Nxt is a physical circuit that can only process one input a cycle. To fix this, we can change the delay to 8 cycles which guarantees to Filament that the instance will only be run every 8 cycles, resulting in the final design (Figure 2d). This ensures that all iterations using the instance N complete before new inputs are provided. Implicitly, Filament showed us that reusing the instance is a trade-off: while we use fewer resources, our throughput is also reduced since our iterative implementation can only process a new input every 8 cycles compared to every cycle for the pipelined implementation.

```

comp Iter<G:1>(...)
Event may trigger every cycle
causing shared uses to conflict
s0 := N<G>(i.A, div, i.Q);
      First use
s7 := N<G+7>(s6.AN, div, s6.QN);
      Last use
    
```

2.6 Summary

Filament is an HDL for safe design and composition of static pipelines. Specifically, Filament programs can *specify* and *check* timing properties of hardware modules and ensure that:

- (1) Values on ports and wires are only read when they are *semantically* valid.
- (2) Hardware instances are not used in a conflicting manner.

These properties ensure that the resulting pipelines are safe, i.e., there are no resource conflicts, and efficient, i.e., they can overlap computation as specified by their interface without any overhead. Filament’s utility extends to components defined outside the language as well. By giving external modules a type signature, users can safely compose modules. Section 3 overviews the constructs in Filament, Section 4 explains how Filament’s type system checks pipeline safety, and Section 5 shows how Filament’s high-level constructs are compiled to efficient hardware.

3 THE FILAMENT LANGUAGE

Figure 3 gives an overview of the Filament language. Filament’s level of abstraction is comparable to *structural* HDLs where computation must be explicitly mapped onto hardware. Filament only has four constructs: components, instantiation, connections, and invocations. The first three have direct analogues in traditional HDLs while invocations are a novel construct.



Fig. 4. Signature and waveform diagram. The component allows pipelined execution or reuse after two cycles allowing overlapped execution. Shaded regions represent unknown values.

3.1 Events and Timelines

Events are the core abstraction of time in Filament. Instead of using a clock signal, designs use events to schedule computation. The Filament compiler generates efficient, pipelined finite state machines to reify events (Section 5.2).

Defining events. There are only two ways to define events: (1) component signatures bind *event variables* like G , and (2) users can write *event expressions* such as $G+n$ where n is a constant. Events have a direct relationship to clock: if G occurs at clock cycle i , then $G+n$ occurs at clock cycle $i+n$.² This relationship with clock is crucial since it allows Filament to represent timing properties of components defined in clock-based HDLs. Adding event variables ($G_0 + G_1$) is disallowed since events correspond to particular clock cycles, and it is meaningless to add them together.

Timeline interpretation of events. In order to capture potential resource conflicts from pipelined execution, Filament interprets events as a set of possible timelines. A timeline for an event G with a delay n is any infinite sequence of 1 cycle long clock pulses such that each pulse is at least n cycles apart. Figure 2a shows a set of valid timelines for an event with delay 2. By imbuing events with a timeline interpretation, Filament can reason about *repeated execution* and consider how pipelined executions may affect each other. By reasoning about such properties, we can define and enforce safety properties for pipelined execution of hardware. Furthermore, the timeline interpretation has a direct relationship to hardware: the delay of an event represents how many cycles a user must wait before providing a new set of inputs. This is usually referred to as the *initiation interval* of a pipeline by hardware designers (Section 4.3).

3.2 Components

Filament programs are organized in terms of *components* which describe timing behavior in their signatures and their circuit using a set of commands. Figure 4 shows the signature of a component in Filament (Figure 4a) and a waveform diagram visualizing two sets of inputs being processed in parallel (Figure 4b). The component is parameterized using the event G with a delay of 2 which means that pipelined use can begin two cycles after the previous use.

Interface ports. Hardware components typically have *control ports* which signal when values on *data ports* are valid and that the computation should be performed. Values on control ports are always considered semantically valid while values on data ports are only valid when the corresponding control port is high. Filament distinguishes control ports by defining them as *interface ports*. Interface ports are 1-bit ports that are associated with a particular event. When an interface port is set to 1, it signals to the component that the corresponding event has occurred. For example,

²All event variables operate in the same clock domain, but this limitation can be removed in the future.

setting `go` to 1 on an `AddMult` instance (Figure 4a) makes the module start processing the inputs. The availability intervals of all ports that use an event are relative to when the corresponding event's interface port is set to 1. If an event does not have an interface port, then the module can assume that the event triggers every n cycles where n is the event's delay.

Availability intervals. The input and output ports of the component describe their availability in terms of the events bound by a component. For `AddMult` (Figure 4a), all ports use the event G . Availability intervals are *half-open*: for example, the input port `a` is available during $[G, G + 1)$ which means it is available during the first cycle when the component is invoked. Inside the body of a component, an input's availability interval represents a *guarantee* while an output's availability requires a *requirement* that the body must fulfill. When using a component, this is reversed: inputs have requirements that must be fulfilled by the user while outputs have guarantees.

3.3 Instances

All computations in a hardware design must be explicitly mapped onto physical circuits. Filament's new keyword allows instantiation of subcomponents.

```
comp Add<T: 1>(@[T, T+1] left: 32, @[T, T+1] right) -> (@[T, T+1] o: 32);
comp AddTwo<G: 1>(...) { A0 := new Add; A1 := new Add; ... }
```

The above program instantiates two instances of the `Add` component named `A0` and `A1` that can be used independently. Note that the instantiations do not provide bindings for the `Add`'s event T ; *invocations* are responsible for providing those and scheduling the execution of an instance.

3.4 Invocations

Resource reuse in hardware designs is *time-multiplexed*, i.e., different uses of the same resources are scheduled to occur at different times. This is done by building a finite state machine (FSM) using a register and using the output of the register to select which inputs to use. The example program computes $(l \times r)^2$ using a single multiplier using the FSM `F` to forward the inputs l and r into the multiplier in the first cycle and the output of the multiplier in the second cycle. However, the assignment to `M.left` incorrectly forwards the value from `M.out` in the first cycle. Mistakes in the control logic for the FSM do not lead to any visible errors; this error will lead to the data getting silently corrupted and propagating into other parts of the system.

In contrast, every use of an instance in Filament must be explicitly named and scheduled through an invocation. The first invocation of the multiplier `M` is scheduled using the event G , uses the inputs l and r , and is named `m0`. The second invocation, scheduled one cycle later at $G + 1$, can then use `m0.out` to refer to the output of the first execution and pass it into the multiplier as an input. Because the second invocation is scheduled one cycle later, the input ports have a different requirement: the inputs must be available in the interval $[G + 1, G + 2)$ as opposed to $[G, G + 1)$ in the first invocation. This allows Filament to check that `m0.out` is semantically valid when it is used as an input to `m1` and that the two uses of the multiplier are scheduled to occur at different times, allowing the compiler to generate correct FSMs to schedule instance reuse. Each invocation only provides inputs for the data ports and elides inputs for the interface ports. During compilation, Filament's compiler automatically infers assignments for the input ports and generates efficient, pipelined FSMs to schedule the invocations (Section 5).

```
F := new Reg; // FSM
F.in = F.out == 0 ? 1 : 0;
M := new Mult; A := new Add;
M.right = F.out == 0 ? r : M.out
M.left = F.out == 1 ? l : M.out
```

```
comp Square<T:1>(  
  @[T, T+1] left: 32,  
  @[T, T+1] right: 32  
) -> (  
  @[T+1, T+2] out: 32);  
M := new Mult;  
m0 := M<G>(l, r)  
m1 := M<G+1>(  
  m0.out, m0.out)
```

3.5 Connections

Filament programs allow ports to be connected and requires that the source is semantically valid for at least as long as the destination.

```
comp Add<G:1>(@[G, G+3] source: 32) -> (@[G, G+1] dest: 32) { dest = source; }
```

Connections are physically implemented as wires connecting two ports in the circuit and are continuously active.

3.6 Interfacing with External Components

Filament's `extern` keyword allows the user to provide type-safe wrappers for black box modules by specifying a type signature without a body. Filament's standard library, which provides signatures for components like multipliers and registers, is defined using `extern` components.

Phantom events. Phantom events allow Filament to model the behavior of components like adders which are *continuously* active and do not take an explicit enable signal. In the following signature, the event G is a phantom event because there is no corresponding interface port for it in the signature. Section 5.4 describes how user-level components can use phantom events.

```
extern comp Add<G: 1>(@[G, G+1] l: 32, @[G, G+1] r: 32) -> (@[G, G+1] o: 32)
```

Ordering constraints. In order to capture the full expressivity of external components, Filament allows defining ordering constraints between events. For example, combinational components can provide a valid output for more than one cycle if the inputs are provided for multiple cycles. Therefore, a more precise interface of a combinational adder is:

```
comp Add<G: L-G, L: 1>(@[G, L] l: 32, @[G, L] r: 32) -> (@[G, L] o: 32) where L > G
```

The events G and L mark the start and end for the input and output availability intervals. In order to ensure that the interval $[G, L]$ is well-formed, the signature requires $L > G$. The component guarantees that the output is provided for as long as the inputs are provided.

Parametric delays. The new signature of adder additionally specifies a *parametric delay* of $L - G$ cycles to signal that the adder may not be reused while it is processing a set of inputs. In order to generate *static pipelines* which have input-independent timing behavior, Filament requires all such expressions to evaluate to a constant value. Like the [example](#), an invocation of `Add` must provide some binding of the form $G = T + i$ and $L = T + k$ such that $k > i$, ensuring that the delay for the corresponding invocation is a compile-time constant $k - i$ and the ordering constraint $L > G$ is satisfied.

```
A := new Add;
// delay = (G+3)-G = 3
a0 := A<G, G+3>(x, y);
```

The signature of registers in Filament allows them to provide the output for as long as needed, similar to an adder. However, because a register is a state element, it only requires its input for one cycle. Furthermore, the delay signals that the register can accept a new write during the last cycle when the output is available.

```
comp Register<G: L-(G+1), L: 1>(
  @interface[G] go: 1, @[G, G+1] in: 32) -> (@[G+1, L] out: 32) where L > G+1;
```

4 TYPE SYSTEM

Filament's type system enforces two fundamental restrictions of hardware design:

- (1) All reads only use *semantically* valid values. A port or wire will always have a value on it. Filament's availability intervals mark when the values are semantically valid.
- (2) Writes do not conflict. This is a corollary of the property that uses of a resource must not conflict because use of a resource is represented through a write.

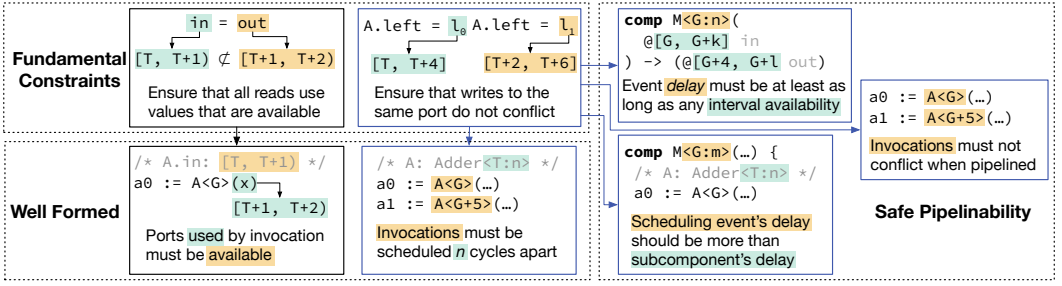


Fig. 5. Overview of the Filament type system. The fundamental constraints of hardware design imply other constraints. Well-formedness ensures that *one execution* of a component is correct. Safe pipelining ensures that *pipelined executions* of the component are correct.

Filament ensures these properties using two checking phases: well-formedness checking, which ensures that a *single execution* of a component is correct, and *safe pipelining*, which ensures that *pipelined executions* of a component are correct.

4.1 Delay Well-Formedness

The delay of an event encapsulates all possible conflicts between parts of the pipeline scheduled using it. Filament requires that the delay of an event is at least as long as each interval that mentions it which ensures that instance reuse does not create conflicts between its input and output ports.

The proof is straightforward: for two invocations at time t and $t + n$ such that $n \geq d$ where d is the delay, let I_t and I_{t+n} be the availability intervals of the input i . Since we know that the start times of the intervals are at least d cycles apart ($I_{t+n} - I_t \geq d$), and that length of the intervals is bounded by d ($|I_t| \leq d$) we can conclude that they do not overlap.



4.2 Well-Formedness

Valid reads. In order to ensure this property, Filament needs to make sure that port values are only read when they are semantically valid. Signals are used in two places:

- (1) *Connections* (Section 3.5) forward a value from one port to another. Filament ensures that the availability of the output port is at least as long as the requirement of the input port.
- (2) *Invocations* (Section 3.4) schedule the use of a component instance using a set of events. Checking the validity of an invocation boils down to two steps: the requirements of the instance's input ports can be computed by binding the event variables in its signature to the invocation's event. Next, each argument essentially represents a connection between the instance's input and the argument and is checked using the criteria for connections.

Conflict-free. If an invocation schedules an instance with delay d using the event G , the instance may not be reused between $[G, G+d)$. This both ensures that there are no conflicts between input and output ports (Section 4.1) and that none of the subcomponents conflict. The latter property holds because safe pipelining constraints ensure that a valid delay can correctly encapsulate all possible conflicts between subcomponents (Section 4.4). In the example program, the two invocations of M overlap causing Filament to reject this program.

```

comp Mult<T:3>(...);
comp main<G:10>() {
  M := new Mult;
  // busy b/w [G, G+3]
  a0 := M<G>(a, b);
  // busy b/w [G+1, G+4]
  a1 := M<G+1>(a0.out, b);
}
    
```

4.3 Initiation Intervals

Pipelining is an important optimization since it allows a module to process multiple inputs in parallel. For example, a multiplier with a three cycle latency, but an *initiation interval* of one cycle takes three cycles to compute an output but can accept new inputs every cycle. In Filament, the delay of an event corresponds to initiation interval. While hardware designers talk about initiation intervals of a component, Filament generalizes it by allowing a component to have multiple events. In this case, each event specifies the initiation interval of some part of the internal pipeline. Filament ensures that the delay of a module describes a valid initiation interval, defined as follows:

Definition 4.1 (Initiation Interval). Let $P(t)$ be the execution of pipeline P at time t . $P(t_0) \perp P(t_1)$ states that the pipeline executions of P at t_0 and t_1 do not have resource conflicts. Then I is a valid initiation interval of pipeline P if and only if

$$\forall n \geq 0 P(t) \perp P(t + I + n)$$

This definition requires that the pipeline is able to accept new inputs after *any* amount of time after the initiation interval. There might be other delays smaller than the initiation interval which allow the pipeline to accept new inputs in a small window of time before becoming invalid again. This would correspond to the following definition of an initiation interval I :

$$\forall k \neq 0 P(t) \perp P(t + k \times I)$$

Filament uses the first definition because delays are also used to check the well-formedness constraints of a component. If we used the second definition, the well-formedness constraint would require that if an instance is scheduled at time t , it may only be scheduled again at other times $k * t$ which we think is less compositional. Regardless, this is not a fundamental limitation since both definitions can be encoded and enforced.

4.4 Safe Pipelining

While well-formedness ensures that one execution of a module is correct, i.e., all reads use valid values and there are no conflicts, safe pipelining must ensure that *pipelined executions* of the component do not create any additional conflicts. Checking that pipelined executions do not conflict is very similar to checking that invocations of the same instance do not conflict. This is because pipelined execution is exactly the same—an instance being reused after a period of time. Filament must show that for an invocation scheduled using event G , another invocation scheduled at any time after $G + d$ (where d is the delay) does not conflict with the first invocation. The following checks are sufficient to prove this.

Triggering Subcomponents. Filament requires that when an event is used to invoke a subcomponent, the event's delay must be at least as long as the delay of the subcomponent's event.

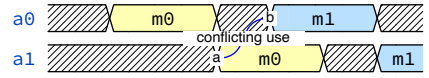
```
comp Mult<G:3>(@interface[G] go: 1, ...)
comp main<T:1>(@interface[T] go: 1, ...) { M := new Mult; m0 := M<T+2>(...) }
```

The event $T + 2$ is used to schedule the invocation of instance M which has a delay of 3. However, $T + 2$ has a delay of 1, same as T . This is problematic because `main` may trigger every cycle while `M` can only support computations every 3 cycles. Filament therefore rejects this program.

Reusing Instances. Previous checks already ensure that: (1) shared invocations do not conflict during one execution of the pipeline, and (2) pipelined execution of an invocation does not conflict with itself. However, we also need to ensure that pipelined invocations of a shared instance do not conflict with each other.

```
comp Mult<G: 3>(…)
comp main<T: 3>(…) {
  M := new Mult;
  m0 := M<T+2>(…);
  m1 := M<T+10>(…);
}
```

The example program will pass all our previous checks but is erroneous: executing the pipeline at time T and $T + 10$ will cause the $m1$ from the time T execution to conflict with $m0$ from the time $T + 10$ execution. Because Filament’s definition of initiation interval allows re-execution at *any time* in the future, we must require that all invocations of a shared instance complete before the pipelined execution begins. The following is sufficient to ensure this: the delay must be greater than the number of cycles between the start of the earliest invocation and the end of the last invocation of a shared instance.



Dynamic Reuse. Since Filament components can be parameterized by multiple events, it is possible to invoke an instance using two different events. In the example program, the type-checker would have to prove that the intervals $[G, G + 3)$ and $[L, L + 3)$ do not overlap to enforce conflict freedom. The constraint $L \geq G + 3$ is sufficient to prove this. However, there is no way to statically pipeline this module: the delay of G is *dynamic*, it depends on exactly which cycle L is provided which cannot be known a priori. There is no compile-time constant value that can express the delays for both events. This is because delays describe the timeline for a single event whereas dynamic modules require relating multiple events. Filament’s solution is to disallow ordering constraints between events in user-level components which disallows the example program. External components (Section 3.6) can still use ordering constraints, but such constraints can only be satisfied using the natural order defined on $G + n$ events. This means in a well-typed program:

```
comp Dyn<G: ??, L: ??>(..) {
  M := new Mult;
  a0 := M<G>(a, b);
  a1 := M<L>(a0.out, b); }
```

- (1) All delays evaluate to compile-time constants.
- (2) Invocations of a shared component all use the same event.

These constraints allow the compiler to generate efficient, statically timed pipelines from well-typed programs. Extending Filament with safe dynamic pipelines is an avenue for future work.

5 COMPILATION

Figure 6 shows an overview of the compilation flow. The primary goal of Filament’s compilation pipeline is to transform the abstract schedules of invocations into explicit, pipelined control logic. The compiler first lowers programs into *Low Filament* which is an untyped extension of the Filament language that explicitly uses pipelined finite state machines (FSMs) to coordinate the execution of a module. Next, the compiler translates the program into the Calyx intermediate language [Nigam et al. 2021] which performs generic optimizations and generates circuits.

5.1 Low Filament

Low Filament is an untyped version of Filament that introduces new constructs to explicitly represent the pipelined execution of a module.

Explicit Invocations. Low Filament requires all ports corresponding to an invocation to be explicitly assigned. This includes interface ports, which high-level Filament manages implicitly.

Guarded Assignment. Filament uses *guarded assignments* to express multiplexing of signals and correspond directly to guarded assignments in Calyx [Nigam et al. 2021]. The assignment only forwards the value from `out` when the guard is active. Otherwise, the value forwarded to `in` is undefined. Calyx’s well-formedness condition requires that only one of the guards is active at a time for any given source port.

```
in = g1 ? out;
in = g2 ? out;
```

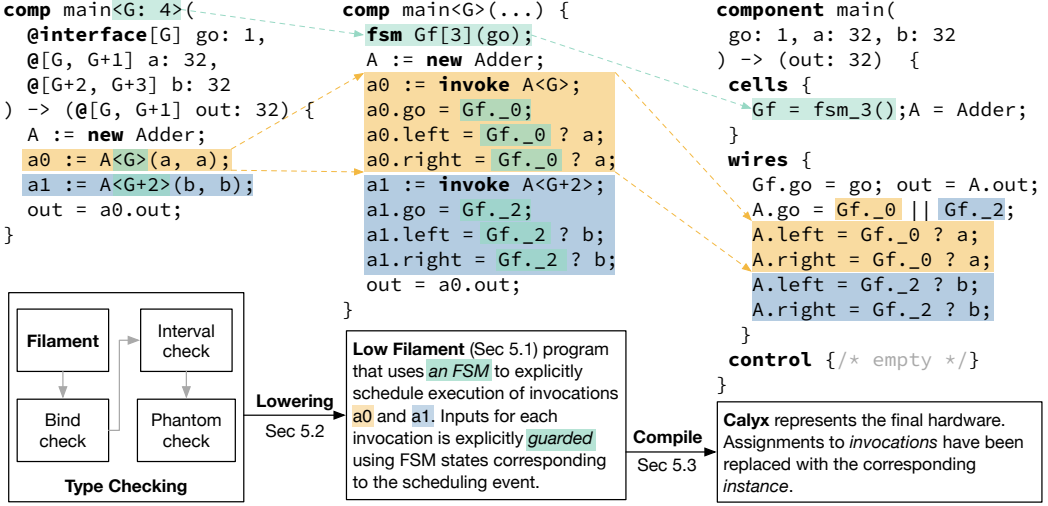
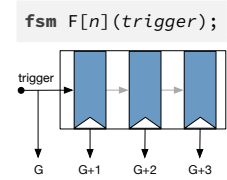


Fig. 6. Compilation Flow. Filament programs are type checked (Section 4) and lowered to *Low Filament* (Section 5.1) programs. Lowering (Section 5.2) instantiates explicit FSMs to schedule invocation. Finally, Low filament programs are compiled to Calyx [Nigam et al. 2021] which optimizes the design and generates hardware circuits.

Finite state machines. Low Filament also provides the `fsm` construct to explicitly instantiate a pipelined FSM. It defines the FSM F with n states and a single input port `trigger` which triggers its execution. This generates a shift-register of size n with ports: $F._0, \dots, F._{n-1}$. If `trigger` is set to 1 at event G , the port $F._i$ will become active at event $G + i$.



5.2 Generating Explicit Schedules

The compilation from Filament to Low Filament ensures that all high-level invocations have been compiled into explicit invocations. Figure 6 shows the compilation process for a program that uses an adder (A) through two invocations (a_0 and a_1).

FSM Generation. The compiler instantiates an FSM for each event parameterizing the module. The example program uses event G to schedule the invocations. The compiler walks over all expressions $G + i$ in the program to compute the number of stages for the pipelined FSM. While the original program does not explicitly mention the event $G + 3$, it is implied by the output port $a_1.out$ which is active in the interval $[G + 2, G + 3]$. The compiler instantiates the FSM Gf with 3 states triggered by the `go` signal. Note that the delay of the FSM *does not* affect the generation of the FSM.

Triggering Interface ports. The compiler then lowers the invocations by generating explicit assignments to the adder's interface port `go`. The first invocation, scheduled at G , uses the port $Gf._0$ to trigger the invocation while the second invocation, scheduled at $G + 2$, uses the port $Gf._2$.

Guard Synthesis. In order to ensure that assignments from the two invocations to the data ports `left` and `right` do not conflict, the compiler synthesizes guards for the assignments. If the input port of an invocation require inputs during the interval $[G + s, G + e]$, the compiler generates the guard $Gf._s \ || \ \dots \ || \ Gf._e$ for the guard. Since the program is well-typed, the guard expressions for each invocation are guaranteed to not conflict (Section 4).

5.3 Lowering to Calyx

Low Filament is intentionally designed to be close to Calyx, so compilation is straightforward. For each FSM size n , we generate a Calyx component and instantiate it for the corresponding Filament component. The FSM is simply a sequence of registers connected together. Since assignments to all ports are explicit in Low Filament, we can simply compile the invocations by replacing them with the corresponding instance name. In the example program, assignments to both `a0.left` and `a1.left` are compiled to assignments to `A.left`. Since Filament guarantees that the generated guards are disjoint, we can be sure that Calyx will generate correct FSMs.

5.4 Optimizing Continuous Pipelines

Continuous pipelines do not make use of a signal to indicate when their inputs are valid and instead, they continuously process inputs. We can express such pipelines in Filament using *phantom events* (Section 3.6). Phantom events do not have a corresponding interface port and therefore cannot be used to trigger invocations. Filament ensures that a phantom event is used correctly through its phantom check analysis which ensures:

Definition 5.1 (Phantom Check). A phantom event G is used correctly if:

- (1) It is not used to share any instances.
- (2) It is only used to invoke subcomponents that use phantom events.

First, resource sharing is disallowed because any pipeline that shares an instance must use some signal to trigger an internal FSM and track which use of the instance is currently active. Second, a phantom event is only available at the type-level and cannot be reified since there is no interface port. Therefore, only components that use phantom events can be invoked with a phantom event.

Filament defines two state primitives: a *register* and a *delay* component.

```
comp Register<G: L-(G+1), L: 1>(
  @interface[G] en: 1, @[G, G+1] in: 32
) -> (@[G+1, L] out: 32) where L > G+1;
```

```
comp Delay<G: 1>(
  @[G, G+1] in: 32
) -> (@[G+1, G+2] out: 32);
```

As the type signatures denote, the difference is that a register can hold onto a value for an arbitrary amount of time while a delay can only hold onto a value for a single cycle. The `Delay` component accepts inputs every cycle and can therefore provide the output for one cycle. In contrast, the register can use the `en` signal to hold onto a value for an arbitrary amount of time.

Compilation. The compiler does not instantiate FSMs or synthesize guards for invocations triggered using phantom events. Since Phantom Check ensures that all subcomponents themselves do not have an interface port, the compiler does not have to generate assignments for them. Filament generated code for continuous pipelines matches expert-written code.

6 FORMALIZATION

Figure 7a presents a simplified syntax for Filament: all components can be parameterized using exactly one constraint and cannot specify any ordering constraints between events. Since Filament disallows any form of event interaction in user-level components, multi-event user-level components are not fundamentally more expressive. Multi-event external components are more expressive but not supported in our formalism. A Filament program (\mathcal{P}) is a sequence of components which define a signature and a body in terms of commands: composition, connection, instantiation, and invocation.

$$\begin{array}{l}
x \in \text{vars} \quad t \in \text{events} \quad p, q \in \text{ports} \\
M ::= \\
\quad \text{def } C \langle t : n \rangle (p_1 : \pi_1, \dots, p_j : \pi_j) \{c\} \\
\quad c ::= c_1 \cdot c_2 \mid p_d = p_s \mid x := \text{new } C \\
\quad \mid x := \text{invoke } x \langle T \rangle (p_1, \dots, p_j) \\
T ::= t \mid T + n \quad \pi ::= [T_1, T_2] \\
\tau ::= \forall \langle t : n \rangle (p_1 : \pi_1, \dots, p_j : \pi_j)
\end{array}
\tag{a} \text{ Abstract syntax}$$

$$\begin{array}{l}
\llbracket c \rrbracket : \mathcal{L} \rightarrow \mathcal{L} \quad \mathcal{L} : \mathcal{T} \rightarrow \mathcal{R} \times \mathcal{W} \\
\llbracket p_d = p_s \rrbracket (L) = \text{map}(\lambda(R, W). \text{if } p_s \in W \\
\quad \text{then } (R\{p_s/p_d\}, W) \text{ else } (R, W), L) \\
\llbracket c_1 \cdot c_2 \rrbracket (L) = \llbracket c_1 \rrbracket (L) \cup \llbracket c_2 \rrbracket (L)
\end{array}$$

$$\begin{array}{l}
\text{(b) Log-transformer semantics} \\
\frac{\Delta, \Lambda_1, \Gamma \vdash c_1 \dashv \Lambda'_1, \Gamma_1 \quad \Delta, \Lambda_2, \Gamma \vdash c_2 \dashv \Lambda'_2, \Gamma_2}{\Delta, \Lambda_1 * \Lambda_2, \Gamma \vdash c_1 \cdot c_2 \dashv \Lambda'_1 * \Lambda'_2, \Gamma_1 \cup \Gamma_2}
\end{array}
\tag{c} \text{ COMPOSITION judgement}$$

Fig. 7. Formal semantics of Filament where command is defined as a *log-transformer*. Typing judgements track the active timeline of an instance and ensure they are used in a disjoint manner.

6.1 Semantics

Figure 7b presents Filament’s semantics which is defined as functions over logs (\mathcal{L}). A log maps events (\mathcal{T}) to a set of ports that are read from (\mathcal{R}) and a multiset of ports that are written to (\mathcal{W}). Intuitively, a log captures all the reads and writes performed during every cycle of a component’s execution. We track the multiset of writes to capture conflicts—if there are multiple writes to the same port in the same cycle, then the program has a resource conflict.

Concrete logs are generated by the semantics of component definitions while commands simply transform them. For example, a port connection forwards the value from the source port p_s to the destination port p_d . We model this by substituting all occurrences of p_d to p_s in the read set \mathcal{R} when p_s is defined in the write-set \mathcal{W} and mapping it over all defined events in the log. Composition reflects the parallel nature of hardware—it simply unions the two logs together. Write conflicts can appear due to composition. The semantics of a program is the log generated by executing a distinguished main component with the empty log.³ We formalize the well-formedness (Section 4.2) and safe pipelining (Section 4.4) constraints of the type system using this semantics.

Definition 6.1 (Well-Formedness). A component M is well-formed if and only if its log is well-formed. A log L is well-formed if and only if, for each event:

- There are no conflicting writes: $W_s = W$ where W_s is the deduplicated set of writes.
- Reads are a subset of writes: $R \subseteq W_s$

Definition 6.2 (Safe Pipelining). If a component M has an event T with delay d , and $\llbracket M \rrbracket_G$ represents its log where T is replaced with the event G , then M is safely pipelined if and only if all logs L_n are well-formed: $L_n = \forall n \geq d \llbracket M \rrbracket_T \cup \llbracket M \rrbracket_{T+n}$

6.2 Type System

Filament implements a type system inspired by separation logic [Reynolds 2002] to enforce the well-formedness and safe pipelining constraints. Our presentation focuses on the specific typing judgement that ensures that there are no conflicting uses of an instance. Our accompanying technical report [Nigam et al. 2023b] provides the full type system. At a high level, our typing judgement for composition (Figure 7c) mirrors the parallel composition rule used in concurrent separation logic [Brookes 2004]—the two commands are checked under two disjoint resource contexts. Our insight is adapting the definition of separating split to timelines of instances and ensuring that

³The full semantics is provided in the technical report [Nigam et al. 2023b].

instance reuse does not conflict. The typing judgements have the form: $\Delta; \Lambda; \Gamma \vdash c \dashv \Lambda'; \Gamma'$. Γ is the standard type environment, Δ tracks each event's delay, and Λ is the *resource context*.

Resource contexts and separating split. Λ is the resource context and tracks the availability of each instance and port in the form of an interval (π). After instantiation, each instance is available in the interval $[0, \infty)$. The invocation rule (not shown) checks that, for an instance's event with a delay d , the instance is available in the interval $[G, G + d)$ where G is the scheduling event. The composition rule (Figure 7c) splits the resource context before checking the two commands:

$$\Lambda = \Lambda_1 * \Lambda_2 \text{ iff } \forall (x : \pi) \in \Lambda \Rightarrow \exists \pi_1, \pi_2. (x : \pi_1) \in \Lambda_1 \wedge (x : \pi_2) \in \Lambda_2 \wedge \pi_1 \cap \pi_2 = \emptyset \wedge \pi_1 \cup \pi_2 = \pi$$

A valid split is one where the resulting contexts have disjoint intervals for each instance and the union of the intervals is the original interval. By using this definition of split, Filament ensures that invocations reuse instances in a non-conflicting manner. Our accompanying technical report presents the remaining type judgements that encode constraints to enforce well-formedness and safe pipelining and proves the following type soundness theorem [Nigam et al. 2023b]:

THEOREM 6.3. *If $\Delta; \Lambda; \Gamma \vdash c \dashv \Lambda'; \Gamma'$ then $\llbracket c \rrbracket$ is well-formed (Definition 6.1).*

7 EVALUATION

We evaluate Filament's ability to efficiently express a number of accelerator designs and to express the interfaces generated by state-of-the-art accelerator generators. Our evaluation answers the following questions:

- (1) Can Filament express the interfaces generated by state-of-the-art accelerator generators and integrate with existing tools?
- (2) Can Filament be used to generate efficient accelerators?

Implementation. The Filament compiler is implemented using a pass-based compiler in 5426 lines of Rust, 341 lines of Verilog for the standard library primitives, and the latest version of the Calyx compiler [Nigam et al. 2021] to generate Verilog. All benchmarks compile in under a second.

7.1 Expressivity Evaluation

To demonstrate the expressivity of Filament, we focus on giving type signatures to designs generated by Aetherling [Durst et al. 2020].

Aetherling's space-time types. Aetherling [Durst et al. 2020] is a functional, dataflow DSL that generates statically-scheduled, streaming accelerators for image processing tasks. Aetherling's



“space-time” types enable users to express the shape of the data stream as a sequence of valid and invalid signals. For example, the type `TSeq 1 1` denotes that there will be a stream with one valid element followed by one invalid element. Nesting these types allows users to express more complex shapes: `TSeq 3 0 (TSeq 1 1)` denotes that there will be three valid elements, with no invalid values, each of which has a shape described by `TSeq 1 1`. In our case study, we import 14 designs implementing two kernels: `conv2d` and `sharpen`. Aetherling's evaluation studies 7 design points for each kernel with different resource-throughput trade-offs. Filament can express the interface types for all designs and, in the process, finds several bugs in the generated interfaces.

Cycle accurate harness. We implemented a generic, *cycle-accurate* harness to test Filament programs. At a high-level it:

- (1) Provides the inputs for exactly the cycles specified in a component's interface.
- (2) Pipelines the execution of the component using event delays.

Table 1. Latencies of Aetherling Designs. Highlighted latencies are reported incorrectly by Aetherling.

(a) Reported latencies for conv2d			(b) Reported latencies for sharpen		
Throughput	Reported	Actual	Throughput	Reported	Actual
16	7	7	16	7	7
8	6	6	8	7	7
4	6	6	4	7	7
2	6	6	2	7	7
1	7	7	1	8	8
1/3	10	12	1/3	11	13
1/9	16	21	1/9	17	20

(3) Captures the value of output ports in the intervals provided in the signature.

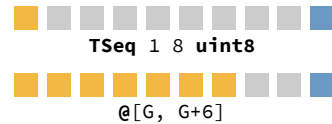
The harness extracts the availability intervals and the event delays using a simple command-line flag provided to the compiler and executes the design using the cocotb Python library [Cocotb Authors 2023]. The design of this generic harness is reliant on a Filament-like system to document the timing behavior of modules; without Filament, a user would have to manually extract this information from the Verilog code.

Methodology. We compile each Aetherling design to Verilog and use Aetherling’s command line interface to extract the design’s latency information. Each benchmark has five fully-utilized designs, which can accept new inputs every cycle, and two underutilized designs which produce 1/3 and 1/9 pixels per clock cycle and accept new inputs every 3 and 9 cycles. We give each design a type signature and validate its outputs. For designs with mismatched outputs, we change the latency till we get the right answer.

Latency. Table 1 reports the latencies as provided by Aetherling’s command line interface and those that we found to generate correct outputs with Filament’s cycle accurate test harness. Of the 14 designs, Aetherling reports incorrect latencies for 5 designs.

Underutilized designs. Aetherling explores the utility of *underutilized* designs which produce less than one pixel per clock cycle. Aetherling’s compiler optimizes such designs by sharing compute resources. An Aetherling design that produces 1/9 pixels per clock has the type `TSeq 1 8 uint8` which states that there will be 1 valid datum followed by 8 invalid ones. The type indicates that the design generated by Aetherling should only use its input in the first cycle since the data provided in the next cycles is invalid. However, this interface is incorrect.

```
comp Conv2d<G: 9>(
  @[G, G+6] I: 8,
) -> (@[G+21, G+22] O: 8);
```



The Filament type, which reflects the actual interface needed to correctly execute the module, requires the design to hold its input signal for six cycles, i.e., the data element must be valid for six cycles instead of just one; the Aetherling implementation breaks its own interface. The Aetherling test harness does not catch this bug because it always asserts all inputs for 9 cycles. In contrast, Filament’s test harness only asserts the input signal for as long as the corresponding availability interval specifies. Finally, the delay for the phantom event G encodes the fact the design can process a new input every 9 cycles. This illustrates the subtlety of specifying time-sensitive interfaces which accurately describe signal availability and pipelining.

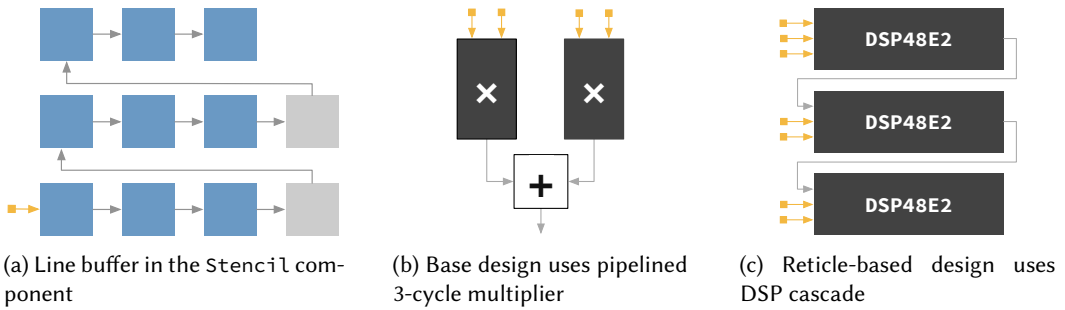


Fig. 8. Components used in the design of Filament-based conv2d convolution. The stencil component provides the last three inputs and is either connected to the naive multiplier or a Reticle-generated DSP cascade.

Other designs. We also import designs generated from PipelineC [Kemmerer 2022], an open-source high-level synthesis compiler that transforms a C-like language into Verilog [Nigam et al. 2023b]. Providing type signatures for these was straightforward since PipelineC always fully pipelines designs and prints out the design’s latency on the command line.

7.2 Accelerator Design with Filament

We study Filament’s efficacy in generating efficient designs and reusing components generated from other languages by implementing a two-dimensional convolution in Filament. We build two Filament-based designs and compare them to the Aetherling-generated conv design.

Architecture. Our implementation is directly inspired by the structure of the Aetherling implementation of conv2d that outputs 1 pixel per clock cycle. The design uses a 3×3 filter over a 4×4 matrix. The `Stencil` module (Figure 8a) implements a line buffer to save the last 11 values and outputs 9 values corresponding to the filter start index. The `Conv2d` kernel takes 9 values as inputs and produces an output corresponding to the result of the convolution.

Stream primitives in Filament. To implement line buffers, we implement a new `Prev` component which outputs the last value stored in it.⁴ The Verilog implementation of `Prev` is simply a register but Filament gives it a different type signature—it allows access to the output in the same cycle when the input is provided which corresponds to reading the previous value in the register. The component uses a compile-time parameter `SAFE` to indicate whether the first read produces an undefined value. We also define a `ContPrev` component which is similar to a `Prev` component but uses a phantom event and can therefore be used in continuous pipelines (Section 5.4). The stencil component (Figure 8a) is implemented as a sequence of `Prev` components.

```
comp Prev[SAFE]<G: 1>(
  @interface[G] en: 1,
  @[G, G+1] in: 32,
) -> (@[G, G+1] out: 32);
```

Design 1: Pipelined multipliers. The base `Conv2D` kernel uses fully pipelined multipliers with a three cycle latency and combinational adders. The multipliers do not have any associated Verilog implementation—they are implemented using Xilinx’s LogiCORE multiplier generator [AMD Inc. 2022]. However, Filament makes it easy to interface with them by providing a type-safe extern wrapper (Section 3.6).

⁴prev is a common operator in dataflow and functional reactive languages.

Design 2: Integrating with Reticle. Our second design uses a dot-product unit generated using Reticle [Vega et al. 2021], a low-level language for programming FPGAs. Figure 8c shows the architecture Reticle generates to make use of *DSP cascading* which efficiently utilizes resources present on an FPGA. DSP cascading explicitly instantiates low-level FPGA primitives and connects them together to implement the computation: $y = c + \sum_{i=0}^3 a_i \times b_i$. Unlike standard compilation flows which rely on the synthesis tool to infer DSP usage from *behavioral* descriptions, Reticle generates *structural* descriptions that predictably map onto DSPs. We provide a type signature for the Reticle design which indicates that the inputs must be provided in a staggered manner. Note that this is not implementation details leaking through—a DSP cascade that starts a new computation every cycle needs to either register all its inputs or provide them in a staggered manner.

```
comp Tdot<G: 1>(
  clk: 1, reset: 1,
  @[G, G+1] a0: 8,
  @[G, G+1] b0: 8,
  @[G+1, G+2] a1: 8,
  @[G+1, G+2] b1: 8,
  @[G+2, G+3] a2: 8,
  @[G+2, G+3] b2: 8,
  @[G+2, G+3] c: 8,
) -> (@[G+5, G+6] y: 8)
```

Evaluation methodology. We validate the correctness of all the designs using our timing-accurate test harness and compare the area and latency of the designs. For each design, we increase the target frequency till we reach worst negative slack of less than $0.1ns$ and synthesize them using Vivado v2020.2. Each design has a throughput of 1 pixel per clock cycle.

Summary. Table 2 shows the results of the comparison: the Filament design can be synthesized at a higher frequency and uses fewer resources than the Aetherling design. This is because Filament can safely and directly use low-level implementation mod-

Table 2. Resource usage and maximum frequency of conv2d designs. Best values highlighted.

Name	LUTs	DSPs	Registers	Freq. (MHz)
Aetherling	104	10	78	769.2
Filament	128	<u>9</u>	<u>11</u>	<u>833.3</u>
Filament Reticle	<u>14</u>	<u>9</u>	20	645.1

ules which can be directly compiled into a safe and efficient design. In contrast, the Aetherling compiler has to generate extra logic when bridging the gap between its high-level language and low-level circuits. The Reticle-based design uses an order of magnitude fewer logic resources than the base Filament design or the Aetherling design. This is because unlike Aetherling, Reticle generates low-level *structural* Verilog which can predictably map onto DSP resources. This demonstrates the utility of Filament as both an integration and design language—designs in Filament can use low-level hardware modules safely and compose complex modules generated from other languages. It also reveals another use case for Filament: instead of directly generating Verilog, Aetherling-like languages can generate Filament programs and enable performance engineers to optimize the designs further and remove abstraction overheads.

Other designs. Our technical report details other designs implemented in Filament [Nigam et al. 2023b]: (1) floating-point computations, and (2) matrix-multiply systolic array [Kung 1982].

8 RELATED WORK

Reasoning about timing behavior. HIR [Majumder and Bondhugula 2021], an intermediate language (IL) for HLS, and Spade [Skarman and Gustafsson 2023], a modern HDL, share Filament’s goal of reasoning about static timing behavior. HIR uses *time variables* to reason about particular points in time while Spade uses an explicit register construct to express signal delay. These mechanisms statically enforce well-formedness properties that are related to Filament’s: they prevent reads from undefined signals and rule out imbalanced pipelines.

Filament’s primary contribution is a type system that enables compositional reasoning for pipelines with arbitrary initiation intervals, availability intervals, and resource sharing. Unlike HIR or Spade, which need to “build in” special reasoning for basic circuit elements like registers, Filament’s type system can express their behavior with ordinary type signatures within the language. Filament’s timeline types also rule out all resource conflicts due to sharing or pipelining, whereas HIR makes them undefined behavior and Spade makes them inexpressible.

Filament and HIR both generate control logic to implement a high-level schedule specification. HIR, unlike Filament, supports control-flow constructs like loops and conditionals and must generate FSMs to implement them. On the other hand, Filament’s FSM generation must handle signal availability intervals, which generalize HIR’s single-cycle time variables, and avoid overhead for phantom events (Section 5.2).

Dataflow languages. Reactive dataflow programming languages [Boussinot and De Simone 1991; Caspi et al. 2008; Halbwachs et al. 1991] provide stream operators scheduled using logical time steps. Software dataflow languages [Ragan-Kelley et al. 2013; Thies et al. 2002] provide high-level, declarative operations that can target multiple backends like CPUs and GPUs. Compiling these languages to hardware requires complex transformations [Berry 1992; Pu et al. 2017]. Filament is lower-level and easier to compile since it directly reasons about hardware modules and is appropriate as a target language for hardware generators for these languages.

Accelerator design languages. Accelerator design languages [AMD Inc. 2021; Cong and Wang 2018; Durst et al. 2020; Hegarty et al. 2014, 2016; Koeplinger et al. 2018] provide high-level abstractions to design hardware accelerators. Filament is a low-level HDL that provides a type system to directly interface with hardware modules and is appropriate both as an integration language and as a target language for compilers for ADLs.

Embedded HDLs. Embedded HDLs [Baaij et al. 2010; Bachrach et al. 2012; Bjesse et al. 1998; Clow et al. 2017; Jane Street 2022; Lockhart et al. 2014] use software host languages for metaprogramming. Most eHDLs simply use the host language’s type system to ensure simple properties like port width match and signedness. Filament’s type system focuses on expressing structural and temporal properties of the hardware itself. Rule-based HDLs [Bourgeat et al. 2020; Nikhil 2004] use *guarded atomic actions* to provide transactional semantics for hardware specification. To preserve their high-level semantics, the compiler must generate complex scheduling logic that dynamically aborts conflicting rules. In contrast, Filament specifies program schedules using invocations which are checked at compile time and predictably map to efficient, pipelined hardware.

Timing specifications. IP-XACT [IP-XACT Working Group 2023] is an XML-based interface definition language that is used to package up coarse-grained, DMA-based interfaces. Filament, in contrast, specifies the low-level timing behavior of hardware modules. Synopsys Design Constraints (SDC) [Synopsys Inc. 2023] are commonly used to configure the mapping of RTL programs to a physical implementation. While SDC can be used to specify physical timing constraints such as clock period and delays for combinational paths, these properties correspond to the physical implementation of a circuit instead of temporal behavior of a module. Furthermore, both solutions focus on specification alone. In contrast, Filament can both specify and check timing behaviors.

Type systems for Hardware Design. Dahlia [Nigam et al. 2020] is a C-like language that uses a substructural type system to ensure that high-level programs do not violate hardware constraints. Dahlia’s affine reasoning can be encoded in Filament’s type system. Kami [Choi et al. 2017] is a proof-assisted framework for designing hardware. Kami can be used to prove full functional correctness of hardware modules but requires users to write proofs while Filament’s type system

is focused on timing properties and is automatic. Pi-Ware [Pizani Flor et al. 2014] uses dependent types to ensure low-level circuit properties such as ensuring all ports are connected, and wire sorts [Christensen et al. 2021] check whether module composition can create *combinational loops*, both of which are orthogonal to Filament’s guarantees.

Session types. Cordial [de Muijnck-Hughes and Vanderbauwhede 2019] is a type system inspired by *session types* to reason about latency-insensitive hardware protocols while Ghica [2009] presents game-semantics-inspired type system to model interfaces; both tools do not reason about pipelining. Das et al. [2018] extend session types with temporal modalities from linear temporal logic, enabling it to express time-synchronous properties. While their logic can be used to express Filament’s well-formedness property, it is not obvious how to encode the safe pipelining constraints since they reason about all possible conflicting pipelined executions.

Model checking. Model checking [Clarke 1997] is a popular technique to verify hardware designs. SystemVerilog Assertions [Vijayaraghavan and Ramanathan 2005] provide a linear temporal logic (LTL) based specification language to verify properties of hardware designs [Cadence Inc. 2022; Mattarei et al. 2018]. Such systems provide whole program guarantees and can prove more general timing properties than Filament. Filament focuses on providing compositional guarantees and interface specifications. Filament signatures can be potentially compiled to LTL specification and checked by the aforementioned tools.

9 FUTURE WORK

Filament represents a new class of type systems that can reason about structural and temporal properties of hardware designs. Using the foundational characterization of pipelining constraints, future work on Filament can explore the addition of pipelines with data-dependent timing behavior, parametric or generative hardware design, and an end-to-end type preserving compilation flow for HLS tools.

10 CONCLUSION

Unlocking the true potential of reusable hardware requires detailed understanding of the structure and timing of the implementation. Filament exposes this knowledge through interfaces and enables users to reuse designs and fearlessly build high-performance hardware.

ACKNOWLEDGMENTS

We thank Stephen Neuendorffer, Drew Zagieboylo, Ryan Doenges, Andrew Appel, Christopher Batten, and Zhiru Zhang for insightful conversations and David Durst for helping reproduce Aetherling’s evaluation. Many thanks to our anonymous reviewers who provided valuable feedback and pointers to related work. This work was supported in part by the Center for Applications Driving Architectures (ADA), one of six centers of JUMP, a Semiconductor Research Corporation program co-sponsored by DARPA. It was also supported by NSF awards #1845952, #2124045, and #1909073 and gifts from Google and SambaNova.

DATA AVAILABILITY

The artifact for this paper has been archived and made publicly available [Nigam et al. 2023a] in the form of a virtual machine. In order to reproduce our results, we recommend using *v2020.2*. Owing to the nondeterministic nature of hardware synthesis, we do not expect that reproduced results will exactly match Table 2, but we expect that the high-level takeaway, that Filament designs take fewer resources and run faster, can be reproduced.

REFERENCES

- AMD Inc. 2021. *Vivado Design Suite User Guide: High-Level Synthesis. UG902 (v2017.2) June 7, 2017*. Retrieved January 16, 2021 from https://www.xilinx.com/support/documentation/sw_manuals/xilinx2017_2/ug902-vivado-high-level-synthesis.pdf
- AMD Inc. 2022. *Xilinx LogiCORE IP Multiplier v11.2*. Retrieved October 27, 2022 from https://docs.xilinx.com/v/u/en-US/mult_gen_ds255
- C. Baaij, M. Kooijman, J. Kuper, A. Boeijink, and M. Gerards. 2010. ClaSH: Structural Descriptions of Synchronous Hardware Using Haskell. In *Euromicro Conference on Digital System Design: Architectures, Methods and Tools*. <https://doi.org/10.1109/DSD.2010.21>
- Jonathan Bachrach, Huy Vo, Brian Richards, Yunsup Lee, Andrew Waterman, Rimas Avizienis, John Wawrzynek, and Krste Asanović. 2012. Chisel: constructing hardware in a Scala embedded language. In *Design Automation Conference (DAC)*. <https://doi.org/10.1145/2228360.2228584>
- Gérard Berry. 1992. A hardware implementation of pure Esterel. *Sadhana* (1992).
- Per Bjesse, Koen Claessen, Mary Sheeran, and Satnam Singh. 1998. Lava: hardware design in Haskell. *ACM SIGPLAN Notices* (1998). <https://doi.org/10.1145/291251.289440>
- Thomas Bourgeat, Clément Pit-Claudel, and Adam Chlipala. 2020. The essence of Bluespec: a core language for rule-based hardware design. In *ACM SIGPLAN Conference on Programming Language Design and Implementation (PLDI)*. <https://doi.org/10.1145/3385412.3385965>
- Frédéric Boussinot and Robert De Simone. 1991. The ESTEREL language. *Proc. IEEE* (1991). <https://doi.org/10.1109/5.97299>
- Stephen Brookes. 2004. A semantics for concurrent separation logic. In *International Conference on Concurrency Theory*. Springer.
- Cadence Inc. 2022. *Jasper Gold FPV App*. Retrieved October 15, 2022 from https://www.cadence.com/en_US/home/tools/system-design-and-verification/formal-and-static-verification/jasper-gold-verification-platform/formal-property-verification-app.html
- Andrew Canis, Jongsok Choi, Mark Aldham, Victor Zhang, Ahmed Kammoona, Jason H Anderson, Stephen Brown, and Tomasz Czajkowski. 2011. LegUp: High-level synthesis for FPGA-based processor/accelerator systems. In *International Symposium on Field-Programmable Gate Arrays (FPGA)*. <https://doi.org/10.1145/1950413.1950423>
- Paul Caspi, Grégoire Hamon, and Marc Pouzet. 2008. Synchronous functional programming: The Lucid Synchrone experiment. *Real-Time Systems: Description and Verification Techniques: Theory and Tools. Hermes* (2008).
- Joonwon Choi, Muralidaran Vijayaraghavan, Benjamin Sherman, Adam Chlipala, and Arvind. 2017. Kami: A Platform for High-Level Parametric Hardware Specification and Its Modular Verification. In *ACM International Conference on Functional Programming (ICFP)*. <https://doi.org/10.1145/3110268>
- Michael Christensen, Timothy Sherwood, Jonathan Balkind, and Ben Hardekopf. 2021. Wire sorts: A language abstraction for safe hardware composition. In *ACM SIGPLAN Conference on Programming Language Design and Implementation (PLDI)*. <https://doi.org/10.1145/3453483.3454037>
- Edmund M Clarke. 1997. Model checking. In *International Conference on Foundations of Software Technology and Theoretical Computer Science*. Springer, 54–56.
- J. Clow, G. Tzimpragos, D. Dangwal, S. Guo, J. McMahan, and T. Sherwood. 2017. A Pythonic approach for rapid hardware prototyping and instrumentation. In *International Conference on Field-Programmable Logic and Applications (FPL)*. <https://doi.org/10.23919/FPL.2017.8056860>
- Cocotb Authors. 2023. *Cocotb: A coroutine based cosimulation library for writing VHDL and Verilog testbenches in Python*. Retrieved March 17, 2023 from <https://docs.cocotb.org/en/stable/index.html>
- Jason Cong and Jie Wang. 2018. PolySA: Polyhedral-based systolic array auto-compilation. In *IEEE/ACM International Conference on Computer-Aided Design (ICCAD)*. <https://doi.org/10.1145/3240765.3240838>
- Ankush Das, Jan Hoffmann, and Frank Pfenning. 2018. Parallel complexity analysis with temporal session types. In *ACM International Conference on Functional Programming (ICFP)*. <https://doi.org/10.1145/3236786>
- Jan de Muijnck-Hughes and Wim Vanderbauwhede. 2019. A Typing Discipline for Hardware Interfaces. In *European Conference on Object-Oriented Programming (ECOOP)*. <https://doi.org/10.4230/LIPIcs.ECOOP.2019.6>
- David Durst, Matthew Feldman, Dillon Huff, David Akeley, Ross Daly, Gilbert Louis Bernstein, Marco Patrignani, Kayvon Fatahalian, and Pat Hanrahan. 2020. Type-Directed Scheduling of Streaming Accelerators. In *ACM SIGPLAN Conference on Programming Language Design and Implementation (PLDI)*. <https://doi.org/10.1145/3385412.3385983>
- Dan R Ghica. 2009. Function interface models for hardware compilation: Types, signatures, protocols. *arXiv preprint arXiv:0907.0749* (2009).
- Nicholas Halbwachs, Paul Caspi, Pascal Raymond, and Daniel Pilaud. 1991. The synchronous data flow programming language LUSTRE. *Proc. IEEE* (1991). <https://doi.org/10.1109/5.97300>
- James Hegarty, John Brunhaver, Zachary DeVito, Jonathan Ragan-Kelley, Noy Cohen, Steven Bell, Artem Vasilyev, Mark Horowitz, and Pat Hanrahan. 2014. Darkroom: Compiling high-level image processing code into hardware pipelines.

- ACM Transactions on Graphics*. <https://doi.org/10.1145/2601097.2601174>
- James Hegarty, Ross Daly, Zachary DeVito, Jonathan Ragan-Kelley, Mark Horowitz, and Pat Hanrahan. 2016. Rigel: Flexible multi-rate image processing hardware. *ACM Transactions on Graphics*. <https://doi.org/10.1145/2897824.2925892>
- IP-XACT Working Group. 2023. *IP-XACT*. Retrieved March 17, 2023 from <https://www.accellera.org/downloads/standards/ip-xact>
- Jane Street. 2022. *HardCaml: Register Transfer Level Hardware Design in OCaml*. Retrieved October 15, 2022 from <https://github.com/janestreet/hardcaml>
- Julian Kemmerer. 2022. *PipelineC*. Retrieved October 15, 2022 from <https://github.com/JulianKemmerer/PipelineC>
- David Koepfinger, Matthew Feldman, Raghu Prabhakar, Yaqi Zhang, Stefan Hadjis, Ruben Fiszel, Tian Zhao, Luigi Nardi, Ardavan Pedram, Christos Kozyrakis, and Kunle Olukotun. 2018. Spatial: A language and compiler for application accelerators. In *ACM SIGPLAN Conference on Programming Language Design and Implementation (PLDI)*. <https://doi.org/10.1145/3192366.3192379>
- Hsiang-Tsung Kung. 1982. Why systolic architectures? *IEEE Computer* (1982). <https://doi.org/10.1109/MC.1982.1653825>
- Derek Lockhart, Gary Zibrat, and Christopher Batten. 2014. PyMTL: A Unified Framework for Vertically Integrated Computer Architecture Research. In *IEEE/ACM International Symposium on Microarchitecture (MICRO)*. <https://doi.org/10.1109/MICRO.2014.50>
- Kingshuk Majumder and Uday Bondhugula. 2021. HIR: An MLIR-based Intermediate Representation for Hardware Accelerator Description. <https://doi.org/10.48550/arXiv.2103.00194>
- Cristian Mattarei, Makai Mann, Clark Barrett, Ross G. Daly, Dillon Huff, and Pat Hanrahan. 2018. CoSA: Integrated Verification for Agile Hardware Design. In *Formal Methods in Computer-Aided Design (FMCAD)*. <https://doi.org/10.23919/FMCAD.2018.8603014>
- Kevin E. Murray and Vaughn Betz. 2014. Quantifying the Cost and Benefit of Latency Insensitive Communication on FPGAs. In *International Symposium on Field-Programmable Gate Arrays (FPGA)*. <https://doi.org/10.1145/2554688.2554786>
- Rachit Nigam, Sachille Atapattu, Samuel Thomas, Zhijing Li, Theodore Bauer, Yuwei Ye, Apurva Koti, Adrian Sampson, and Zhiru Zhang. 2020. Predictable Accelerator Design with Time-Sensitive Affine Types. In *ACM SIGPLAN Conference on Programming Language Design and Implementation (PLDI)*. <https://doi.org/10.1145/3385412.3385974>
- Rachit Nigam, Pedro Henrique Azevedo de Amorim, and Adrian Sampson. 2023a. Artifact for "Modular Hardware Design with Timeline Types". Zenodo. <https://doi.org/10.5281/zenodo.7709916>
- Rachit Nigam, Pedro Henrique Azevedo De Amorim, and Adrian Sampson. 2023b. Modular Hardware Design with Timeline Types. *arXiv preprint arXiv:2304.10646* (2023). <https://doi.org/arXiv:2304.10646>
- Rachit Nigam, Samuel Thomas, Zhijing Li, and Adrian Sampson. 2021. A compiler infrastructure for accelerator generators. In *ACM International Conference on Architectural Support for Programming Languages and Operating Systems (ASPLOS)*. <https://doi.org/10.1145/3445814.3446712>
- Rishiyur Nikhil. 2004. Bluespec System Verilog: Efficient, correct RTL from high level specifications. In *Conference on Formal Methods and Models for Co-Design (MEMOCODE)*. <https://doi.org/10.1109/MEMOCOD.2004.1459818>
- Christian Pilato and Fabrizio Ferrandi. 2013. Bambu: A modular framework for the high level synthesis of memory-intensive applications. In *International Conference on Field-Programmable Logic and Applications (FPL)*. <https://doi.org/10.1109/FPL.2013.6645550>
- JP Pizani Flor et al. 2014. *Pi-Ware: An Embedded Hardware Description Language using Dependent Types*. Master's thesis.
- Jing Pu, Steven Bell, Xuan Yang, Jeff Setter, Stephen Richardson, Jonathan Ragan-Kelley, and Mark Horowitz. 2017. Programming heterogeneous systems from an image processing DSL. *ACM Transactions on Architecture and Code Optimization (TACO)*. <https://doi.org/10.1145/3107953>
- Jonathan Ragan-Kelley, Connelly Barnes, Andrew Adams, Sylvain Paris, Frédo Durand, and Saman P. Amarasinghe. 2013. Halide: A language and compiler for optimizing parallelism, locality, and recomputation in image processing pipelines. In *ACM SIGPLAN Conference on Programming Language Design and Implementation (PLDI)*. <https://doi.org/10.1145/2491956.2462176>
- John C Reynolds. 2002. Separation logic: A logic for shared mutable data structures. In *IEEE Symposium on Logic in Computer Science*. IEEE.
- Frans Skarman and Oscar Gustafsson. 2023. Spade: An Expression-Based HDL With Pipelines. <https://doi.org/10.48550/arXiv.2304.03079>
- Synopsys Inc. 2023. *Synopsys Design Constraints*. Retrieved March 17, 2023 from https://web.archive.org/web/20161117113913/http://www.microsemi.com/document-portal/doc_view/130022-ac152-using-synopsys-design-constraints-sdc-with-designer-app-note
- William Thies, Michal Karczmarek, and Saman Amarasinghe. 2002. StreamIt: A language for streaming applications. In *International Conference on Compiler Construction*. Springer.
- Luis Vega, Joseph McMahan, Adrian Sampson, Dan Grossman, and Luis Ceze. 2021. Reticule: a virtual machine for programming modern FPGAs. In *ACM SIGPLAN Conference on Programming Language Design and Implementation (PLDI)*.

<https://doi.org/10.1145/3453483.3454075>

Srikanth Vijayaraghavan and Meyyappan Ramanathan. 2005. *A practical guide for SystemVerilog assertions*. Springer Science & Business Media.

Zhiru Zhang, Yiping Fan, Wei Jiang, Guoling Han, Changqi Yang, and Jason Cong. 2008. AutoPilot: A platform-based ESL synthesis system. In *High-Level Synthesis*. 99–112.

Received 2022-11-10; accepted 2023-03-31