

CS412/413

Introduction to Compilers
Radu Rugina

Lecture 23: Control Flow Graphs
29 Mar 04

Optimizations

- Code transformations to improve program
 - Mainly: improve execution time
 - Also: reduce program size
- Can be done at high level or low level
 - E.g. constant folding
- Optimizations must be safe
 - Execution of transformed code must yield same results as the original code for **all possible executions**

CS 412/413 Spring 2004

Introduction to Compilers

2

Optimization Safety

- Safety of code transformations usually requires certain information which may not be explicit in the code
- Example: dead code elimination
 - (1) `x = y + 1;`
 - (2) `y = 2 * z;`
 - (3) `x = y + z;`
 - (4) `z = 1;`
 - (5) `z = x;`
- What statements are dead and can be removed?

CS 412/413 Spring 2004

Introduction to Compilers

3

Optimization Safety

- Safety of code transformations usually requires certain information which may not be explicit in the code
- Example: dead code elimination
 - (1) `x = y + 1;`
 - (2) `y = 2 * z;`
 - (3) `x = y + z;`
 - (4) `z = 1;`
 - (5) `z = x;`
- Need to know what values assigned to `x` at (1) is never used later (i.e. `x` is dead at statement (1))
 - Obvious for this simple example (with no control flow)
 - Not obvious for complex flow of control

CS 412/413 Spring 2004

Introduction to Compilers

4

Dead Code Example

- Add control flow to example:

```
x = y + 1;  
y = 2 * z;  
if (d) x = y+z;  
z = 1;  
z = x;
```

- Is `'x = y+1'` dead code? Is `'z = 1'` dead code?

CS 412/413 Spring 2004

Introduction to Compilers

5

Dead Code Example

- Add control flow to example:

```
x = y + 1;  
y = 2 * z;  
if (d) x = y+z;  
z = 1;  
z = x;
```

- Statement `x = y+1` is not dead code!
- On **some executions**, value is used later

CS 412/413 Spring 2004

Introduction to Compilers

6

Dead Code Example

- Add more control flow:

```
while (c) {
  x = y + 1;
  y = 2 * z;
  if (d) x = y+z;
  z = 1;
}
z = x;
```

- Is 'x = y+1' dead code? Is 'z = 1' dead code?

CS 412/413 Spring 2004

Introduction to Compilers

7

Dead Code Example

- Add more control flow:

```
while (c) {
  x = y + 1;
  y = 2 * z;
  if (d) x = y+z;
  z = 1;
}
z = x;
```

- Statement 'x = y+1' not dead (as before)
- Statement 'z = 1' not dead either!
- On **some executions**, value from 'z=1' is used later

CS 412/413 Spring 2004

Introduction to Compilers

8

Low-level Code

- Much harder to eliminate dead code in low-level code:

```
label L1
fjump c L2
x = y + 1;
y = 2 * z;
fjump d L3
x = y+z;
label L3
z = 1;
jump L1
label L2
z = x;
```

Are these statements dead?

CS 412/413 Spring 2004

Introduction to Compilers

9

Low-level Code

- Much harder to eliminate dead code in low-level code:

```
label L1
fjump c L2
x = y + 1;
y = 2 * z;
fjump d L3
x = y+z;
label L3
z = 1;
jump L1
label L2
z = x;
```

It is harder to analyze flow of control in low level code

CS 412/413 Spring 2004

Introduction to Compilers

10

Optimizations and Control Flow

- Application of optimizations requires information
 - Dead code elimination: need to know if variables are dead when assigned values
- Required information:
 - Not explicit in the program
 - Must compute it **statically (at compile-time)**
 - Must characterize all **dynamic (run-time) executions**
- Control flow makes it hard to extract information
 - Branches and loops in the program
 - Different executions = different branches taken, different number of loop iterations executed

CS 412/413 Spring 2004

Introduction to Compilers

11

Control Flow Graphs

- **Control Flow Graph (CFG)** = graph representation of computation and control flow in the program
 - framework to statically analyze program control-flow
- Nodes are **basic blocks** = sequences of consecutive non-branching statements
- Edges represent possible flow of control from the end of one block to the beginning of the other
 - There may be multiple incoming/outgoing edges for each block

CS 412/413 Spring 2004

Introduction to Compilers

12

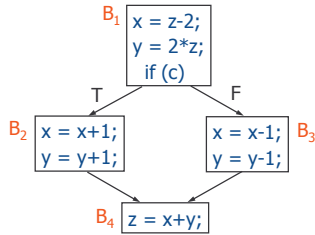
CFG Example

Program

```

x = z - 2;
y = 2 * z;
if (c) {
  x = x + 1;
  y = y + 1;
}
else {
  x = x - 1;
  y = y - 1;
}
z = x + y;
    
```

Control Flow Graph



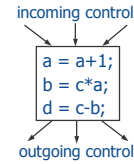
CS 412/413 Spring 2004

Introduction to Compilers

13

Basic Blocks

- **Basic block** = sequence of consecutive statements such that:
 - Control enters only at beginning of sequence
 - Control leaves only at end of sequence



- No branching in or out in the middle of basic blocks

CS 412/413 Spring 2004

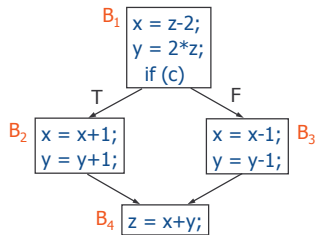
Introduction to Compilers

14

Computation and Control Flow

Control Flow Graph

- Basic Blocks = Nodes in the graph = computation in the program
- Edges in the graph = control flow in the program



CS 412/413 Spring 2004

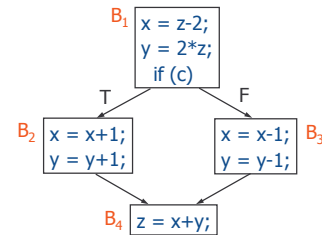
Introduction to Compilers

15

Multiple Program Executions

- CFG models all program executions
- Possible execution = path in the graph
- Multiple paths = multiple possible program executions

Control Flow Graph



CS 412/413 Spring 2004

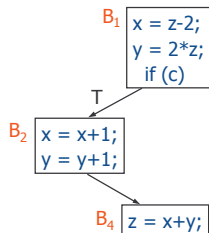
Introduction to Compilers

16

Execution 1

- CFG models all program executions
- Possible execution = path in the graph
- Execution 1:
 - C is true
 - Program executes basic blocks B₁, B₂, B₄

Control Flow Graph



CS 412/413 Spring 2004

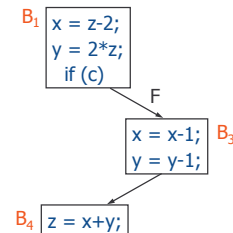
Introduction to Compilers

17

Execution 2

- CFG models all program executions
- Possible execution = path in the graph
- Execution 2:
 - C is false
 - Program executes basic blocks B₁, B₃, B₄

Control Flow Graph



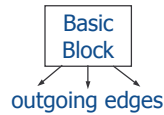
CS 412/413 Spring 2004

Introduction to Compilers

18

Edges Going Out

- Multiple outgoing edges
- Basic block executed next may be one of the successor basic blocks
- Each outgoing edge = outgoing flow of control in some execution of the program



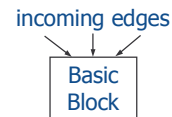
CS 412/413 Spring 2004

Introduction to Compilers

19

Edges Coming In

- Multiple incoming edges
- Control may come from any of the successor basic blocks
- Each incoming edge = incoming flow of control in some execution of the program



CS 412/413 Spring 2004

Introduction to Compilers

20

Building the CFG

- Currently the compiler represents the program using either High IR or low IR
- Can construct CFG for either of the two intermediate representations
- Build CFG for High IR
 - Construct CFG for each High IR node
- Build CFG for Low IR
 - Analyze jump and label statements

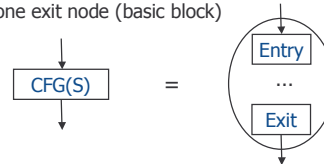
CS 412/413 Spring 2004

Introduction to Compilers

21

CFG for High-level IR

- CFG(S) = flow graph of high level statement S
- CFG(S) is single-entry, single-exit graph:
 - one entry node (basic block)
 - one exit node (basic block)



- Recursively define CFG(S)

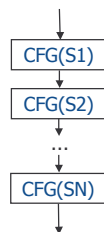
CS 412/413 Spring 2004

Introduction to Compilers

22

CFG for Block Statement

- CFG(S1; S2; ...; SN) =



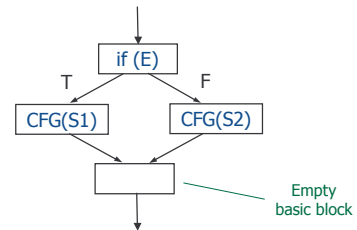
CS 412/413 Spring 2004

Introduction to Compilers

23

CFG for If-then-else Statement

- CFG (if (E) S1 else S2)



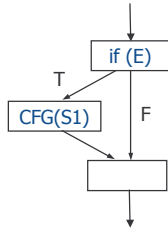
CS 412/413 Spring 2004

Introduction to Compilers

24

CFG for If-then Statement

- CFG(if (E) S)



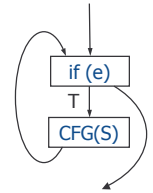
CS 412/413 Spring 2004

Introduction to Compilers

25

CFG for While Statement

- CFG for: while (e) S



CS 412/413 Spring 2004

Introduction to Compilers

26

Recursive CFG Construction

- Nested statements: recursively construct CFG while traversing IR nodes
- Example:

```
while (c) {
    x = y + 1;
    y = 2 * z;
    if (d) x = y+z;
    z = 1;
}
z = x;
```

CS 412/413 Spring 2004

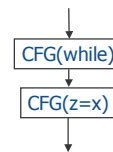
Introduction to Compilers

27

Recursive CFG Construction

- Nested statements: recursively construct CFG while traversing IR nodes

```
while (c) {
    x = y + 1;
    y = 2 * z;
    if (d) x = y+z;
    z = 1;
}
z = x;
```



CS 412/413 Spring 2004

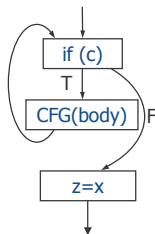
Introduction to Compilers

28

Recursive CFG Construction

- Nested statements: recursively construct CFG while traversing IR nodes

```
while (c) {
    x = y + 1;
    y = 2 * z;
    if (d) x = y+z;
    z = 1;
}
z = x;
```



CS 412/413 Spring 2004

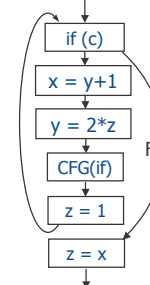
Introduction to Compilers

29

Recursive CFG Construction

- Nested statements: recursively construct CFG while traversing IR nodes

```
while (c) {
    x = y + 1;
    y = 2 * z;
    if (d) x = y+z;
    z = 1;
}
z = x;
```



CS 412/413 Spring 2004

Introduction to Compilers

30

Recursive CFG Construction

- Simple algorithm to build CFG
- Generated CFG
 - Each basic block has a single statement
 - There are empty basic blocks
- Small basic blocks = inefficient
 - Small blocks = many nodes in CFG
 - Compiler uses CFG to perform optimization
 - Many nodes in CFG = compiler optimizations will be time- and space-consuming

CS 412/413 Spring 2004

Introduction to Compilers

31

Efficient CFG Construction

- Basic blocks in CFG:
 - As few as possible
 - As large as possible
- There should be no pair of basic blocks (B1,B2) such that:
 - B2 is a successor of B1
 - B1 has one outgoing edge
 - B2 has one incoming edge
- There should be no empty basic blocks

CS 412/413 Spring 2004

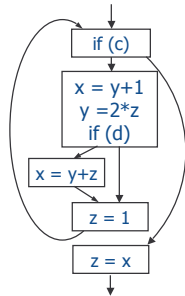
Introduction to Compilers

32

Example

- Efficient CFG:

```
while (c) {
  x = y + 1;
  y = 2 * z;
  if (d) x = y+z;
  z = 1;
}
z = x;
```



CS 412/413 Spring 2004

Introduction to Compilers

33

CFG for Low-level IR

- Identify basic blocks as sequences of:
 - Non-branching instructions
 - Non-label instructions
- No branches (jump) instructions = control doesn't flow out of basic blocks
- No labels instructions = control doesn't flow into blocks

```
label L1
fjump c L2
x = y + 1;
y = 2 * z;
fjump d L3
x = y+z;
label L3
z = 1;
jump L1
label L2
z = x;
```

CS 412/413 Spring 2004

Introduction to Compilers

34

CFG for Low-level IR

- Basic block start:
 - At label instructions
 - After jump instructions
- Basic blocks end:
 - At jump instructions
 - Before label instructions

```
label L1
fjump c L2
x = y + 1;
y = 2 * z;
fjump d L3
x = y+z;
label L3
z = 1;
jump L1
label L2
z = x;
```

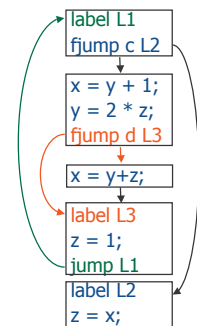
CS 412/413 Spring 2004

Introduction to Compilers

35

CFG for Low-level IR

- Conditional jump:
 - 2 successors
- Unconditional jump:
 - 1 successor



CS 412/413 Spring 2004

Introduction to Compilers

36

CFG for Low-level IR

