CS 4110

Programming Languages & Logics

Lecture 35

Domain-Specific Languages

21 November 2012


convert
update
exchange
replicate
redact
integrate
query
analyze
mashup
transform
clean
data
curate
reconcile
maintain
hide
modify
synchronize
evolve
extract
summarize

We *can* write complicated data transformations in C...

or Java...

or C++...

...or a tool specifically designed for the task!

Domain-specific languages

- Clean semantics
- Natural syntax
- Better tools


convert
update
exchange
replicate
redact
integrate
query
analyze
mashup
transform
clean
data
curate
reconcile
maintain
hide
modify
synchronize
evolve
extract
summarize


update
data
convert
clean
exchange
replicate
redact
integrate
query
analyze
mashup
transform
curate
reconcile
maintain
hide
modify
synchronize
evolve
extract
summarize

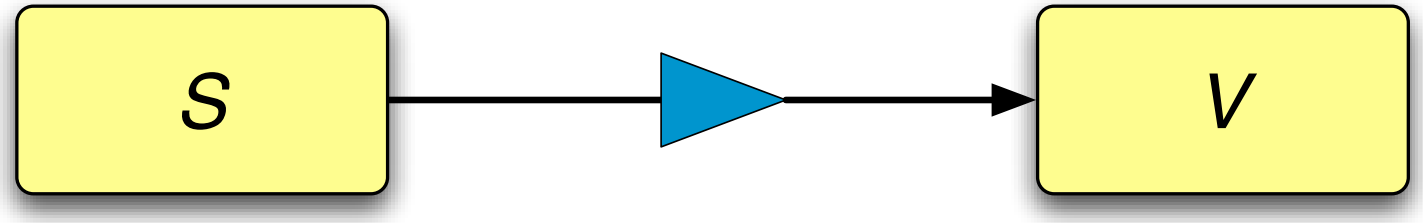
S
V

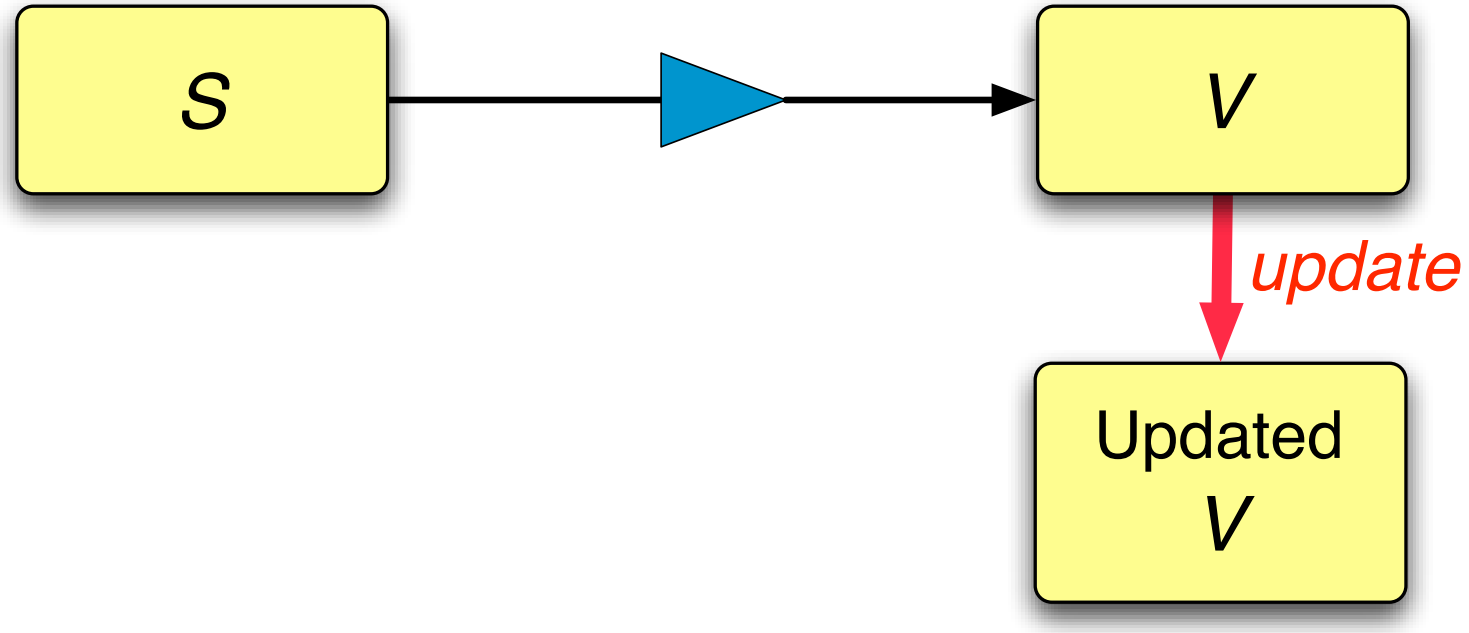
S
V
update
Updated
V

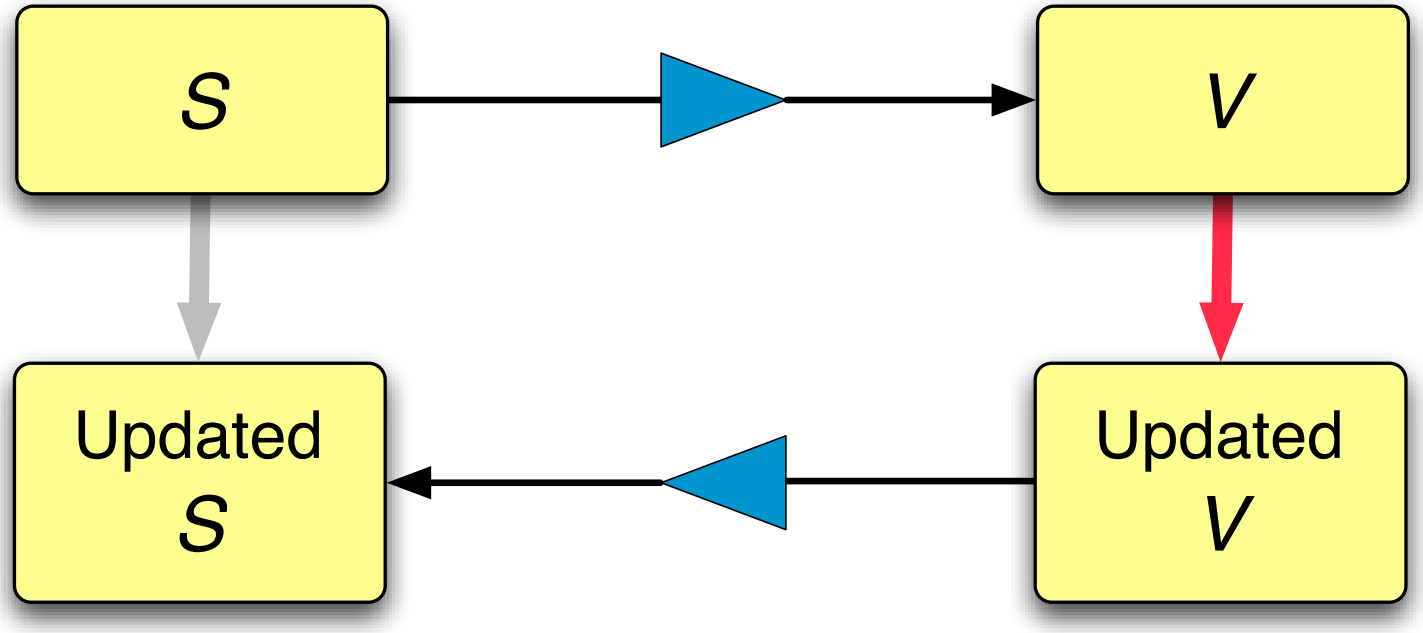
S
V
Updated S
Updated V

The View Update Problem

In databases, this is known as the view update problem.

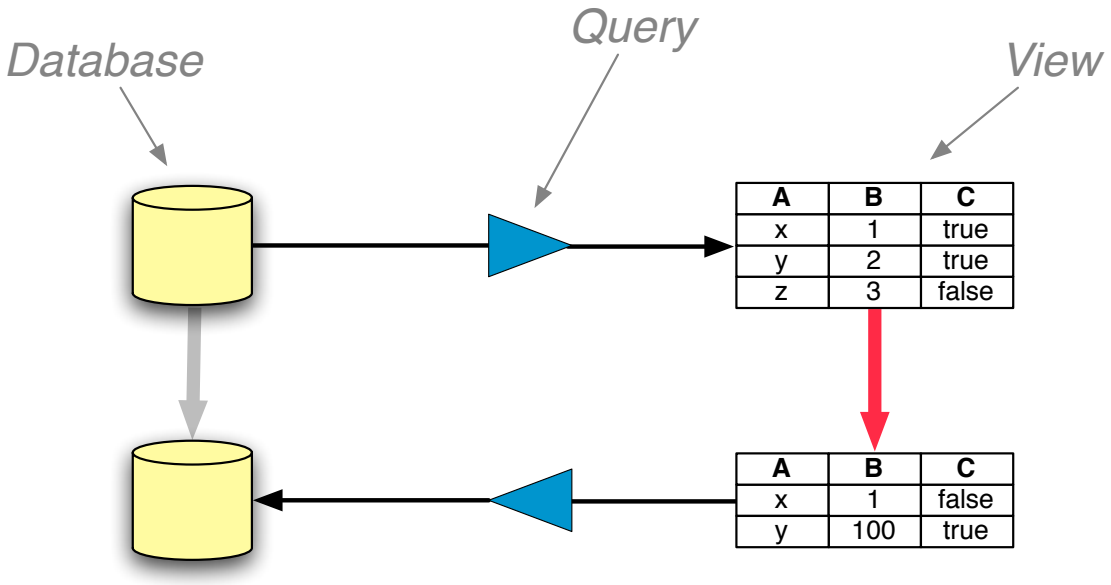

[Bancilhon, Spryatos '81]

The View Update Problem In Practice

It also arises in data converters and synchronizers...

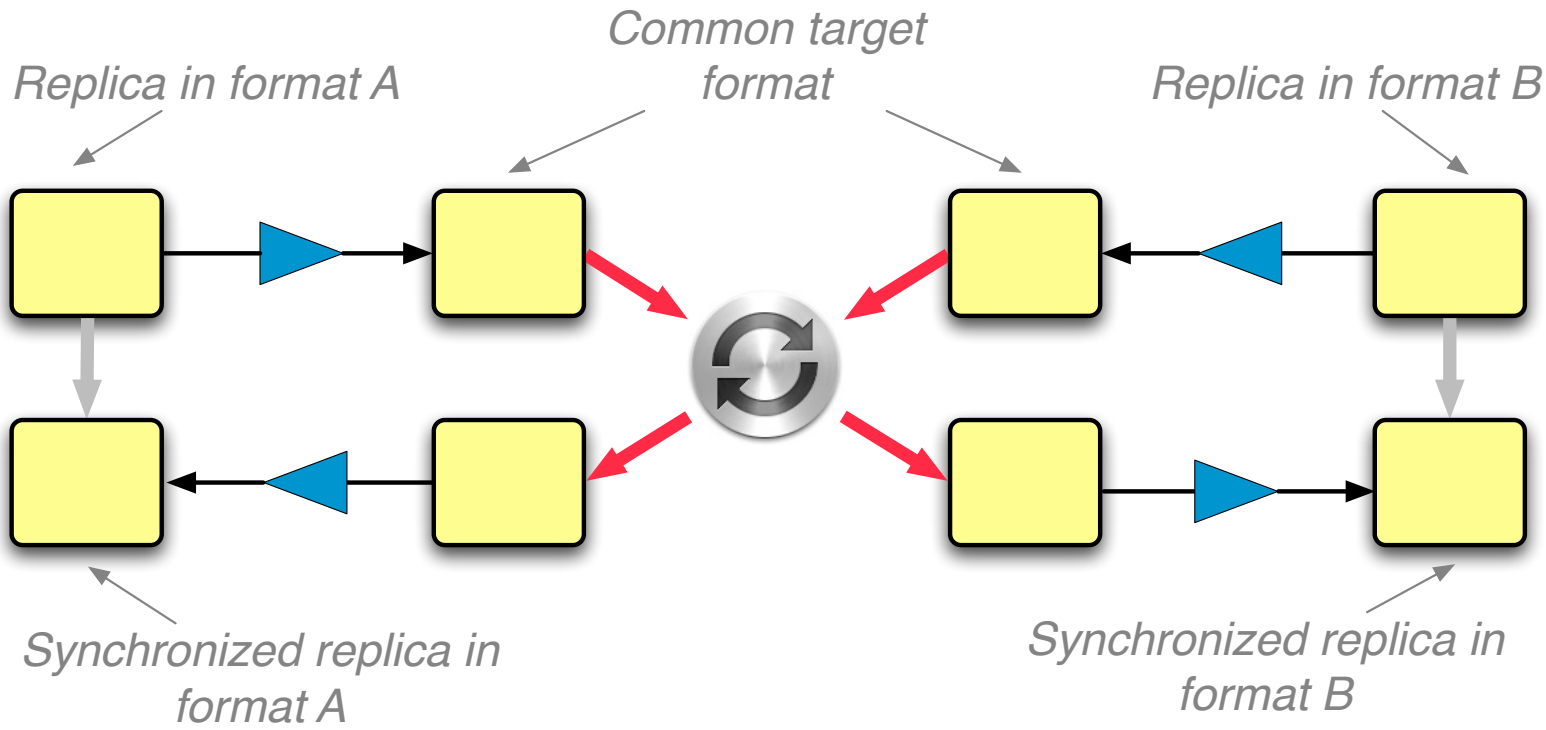

[Foster, Greenwald, Pierce, Schmitt JCSS '07]— Harmony

The View Update Problem In Practice

...in picklers and unpicklers...

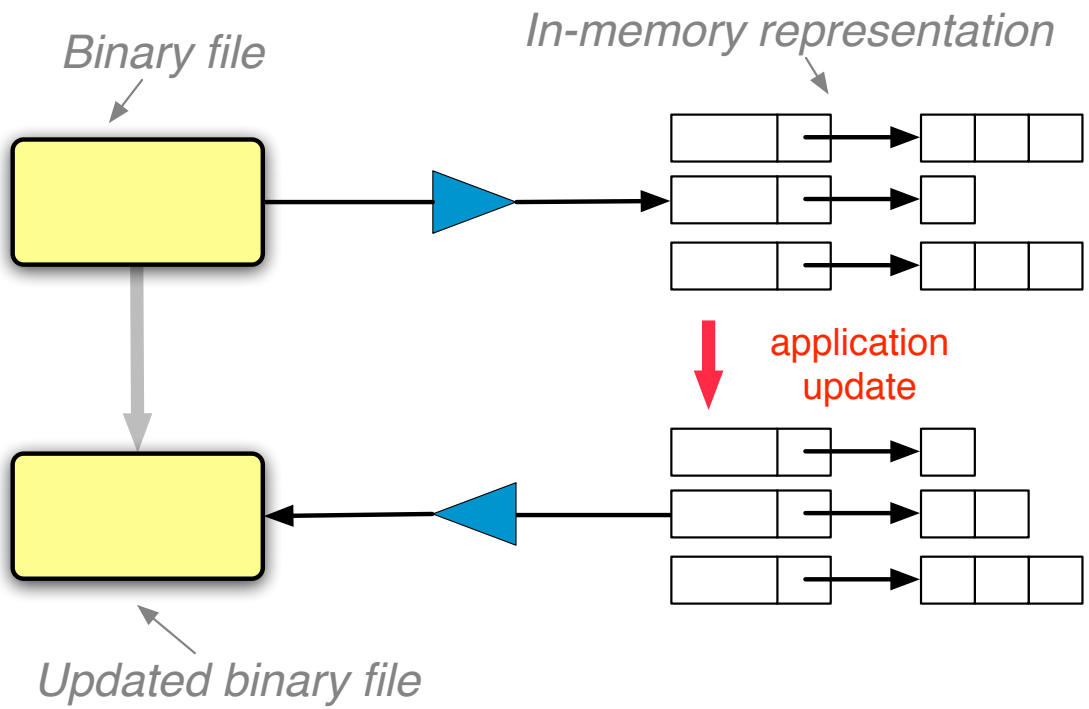

[Fisher, Gruber '05]— PADS

The View Update Problem In Practice

...in model-driven software development...

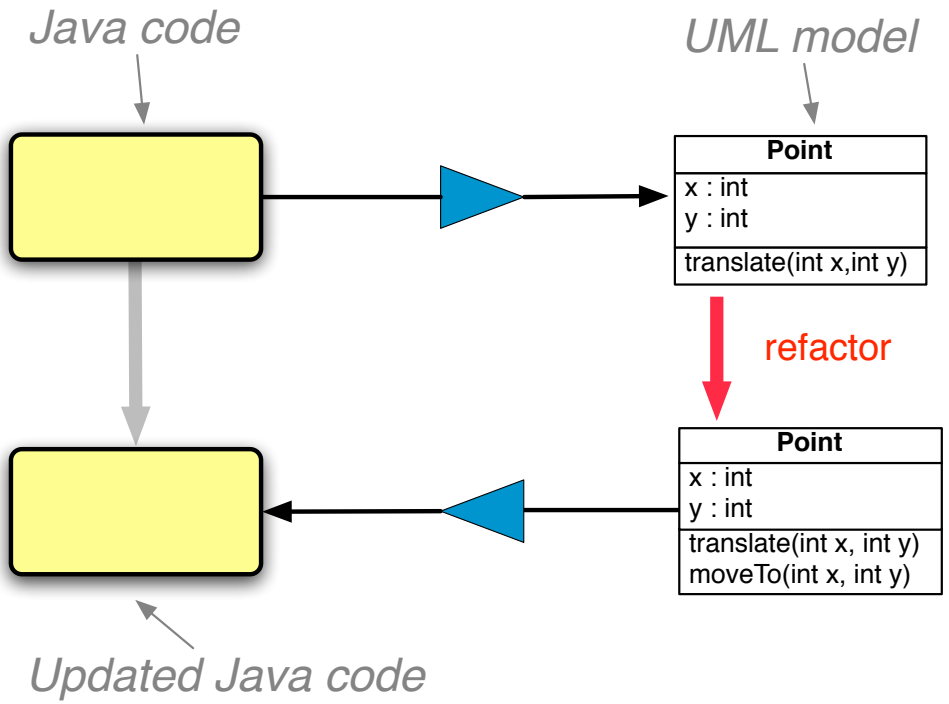

[Stevens '07]— bidirectional model transformations

The View Update Problem In Practice

...in tools for managing operating system configurations...

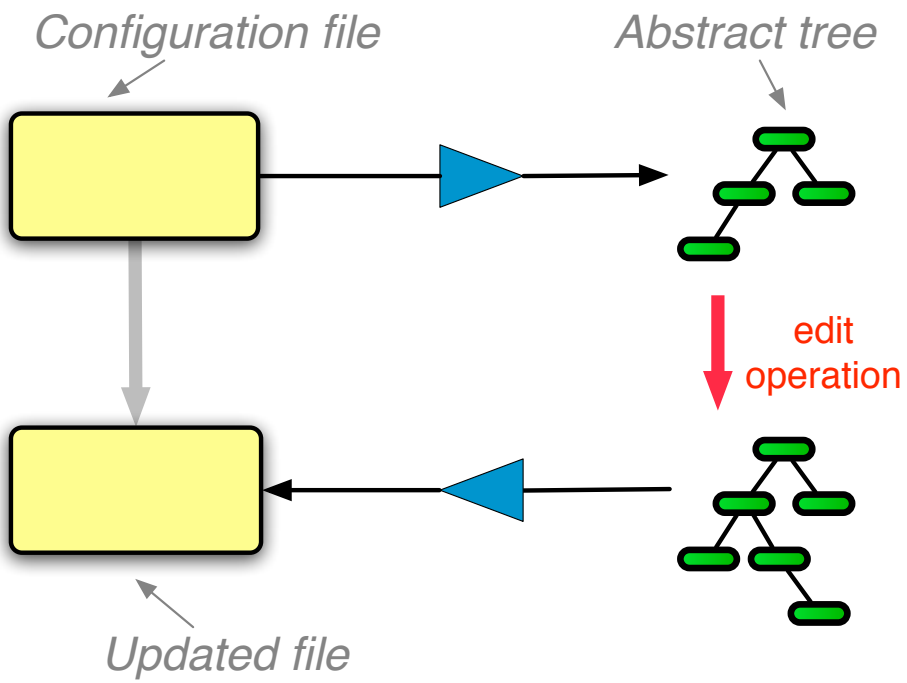

[Lutterkort '08]— Augeas

Problem

How do we write these bidirectional transformations?

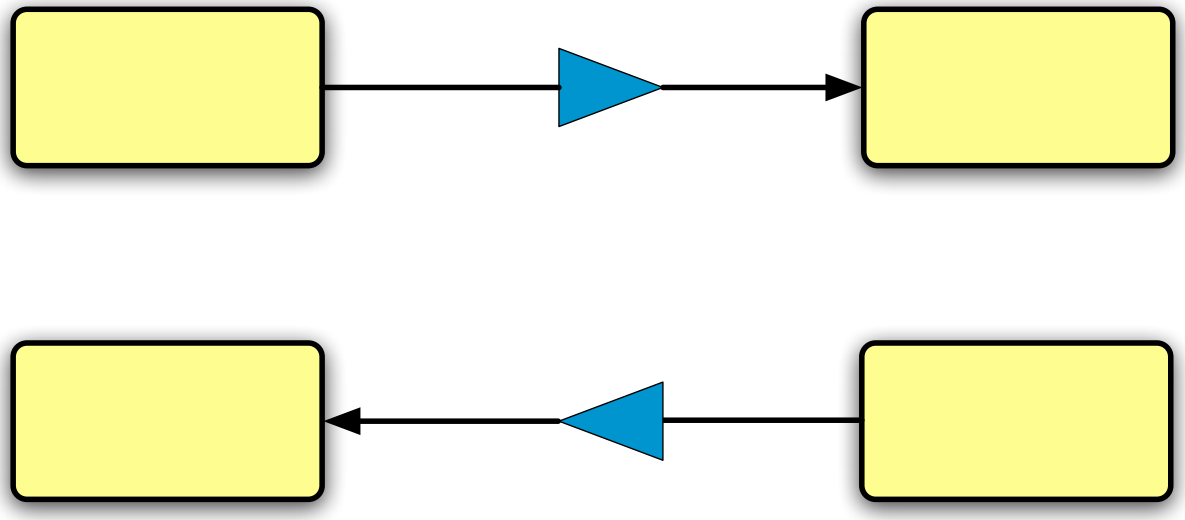

Problem: Why is it hard?

We want updates to the view to be translated “exactly”...

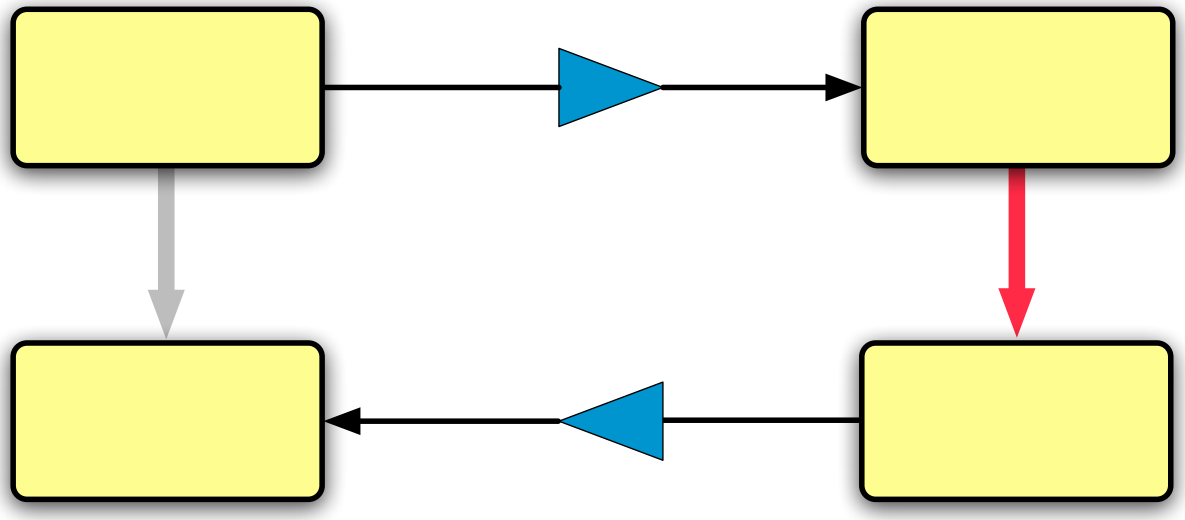

Problem: Why is it hard?

We want updates to the view to be translated “exactly”...

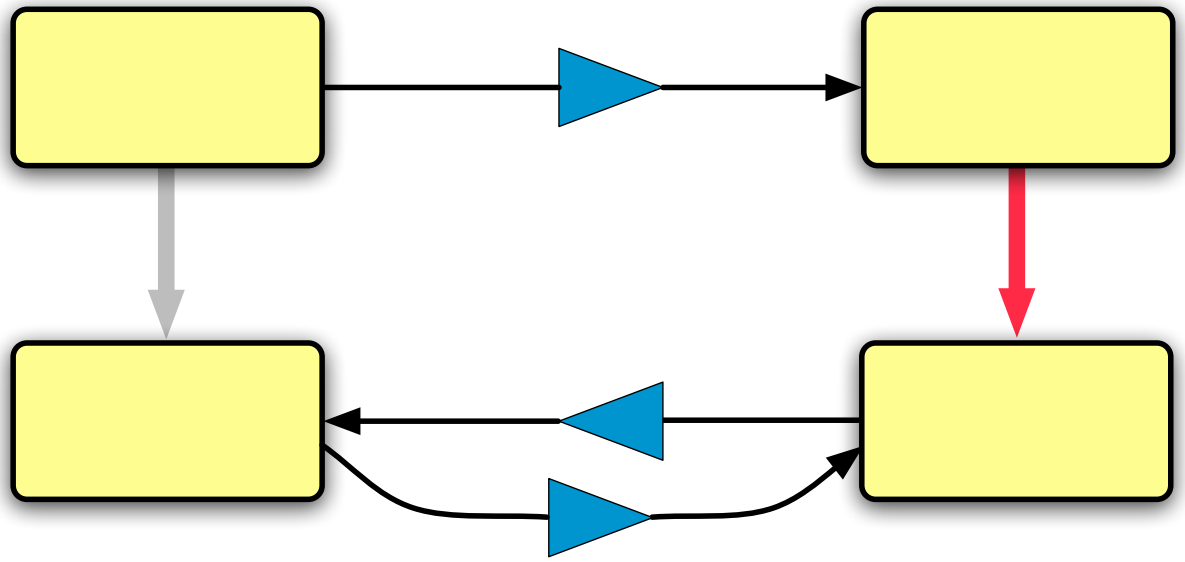

Problem: Why is it hard?

...but some updates have *many* corresponding source updates...

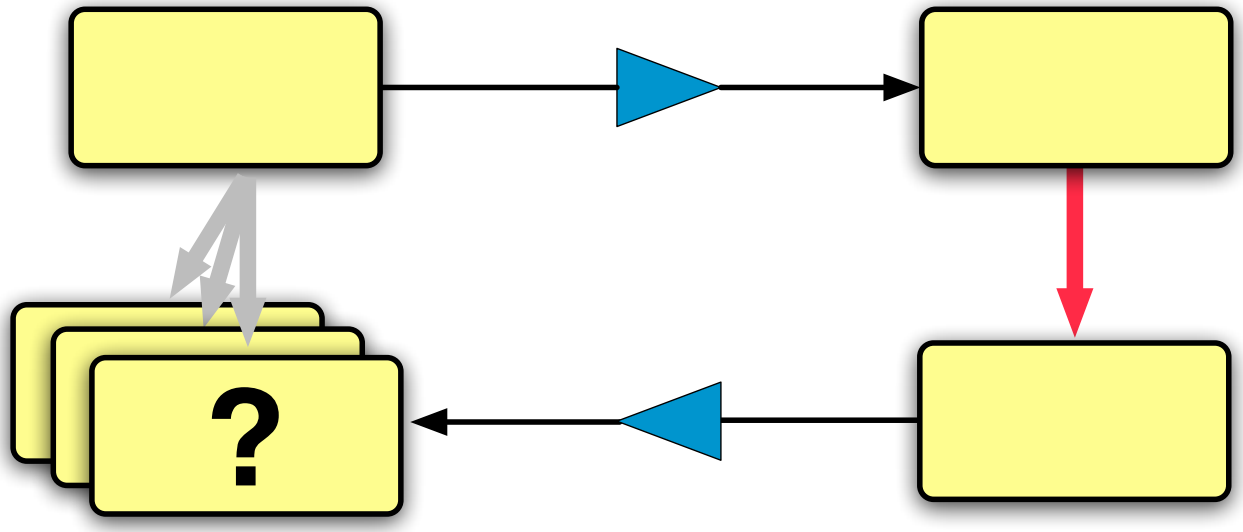

Problem: Why is it hard?

...while others have *none*!

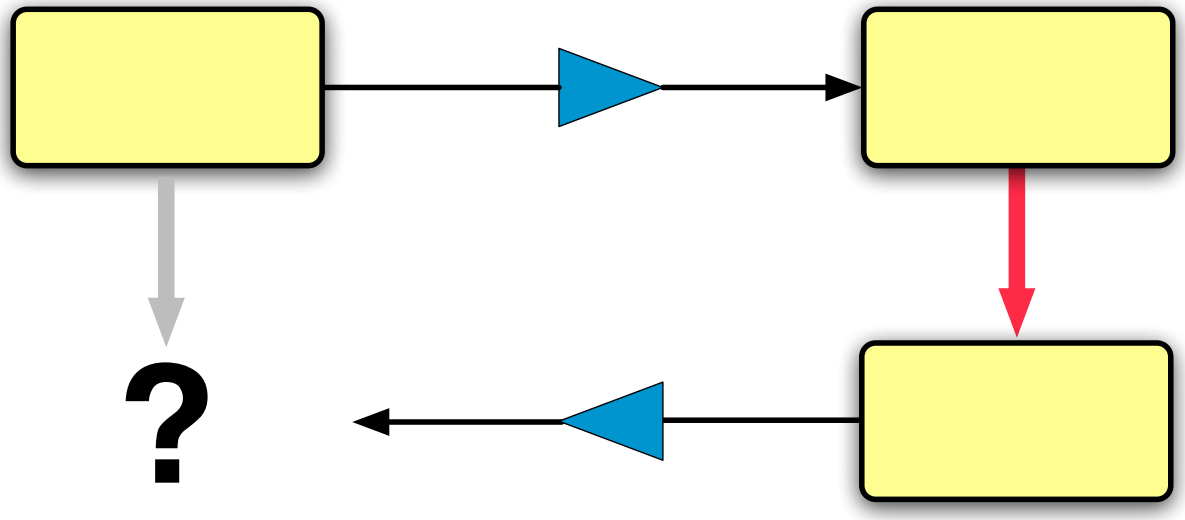

Possible Approaches

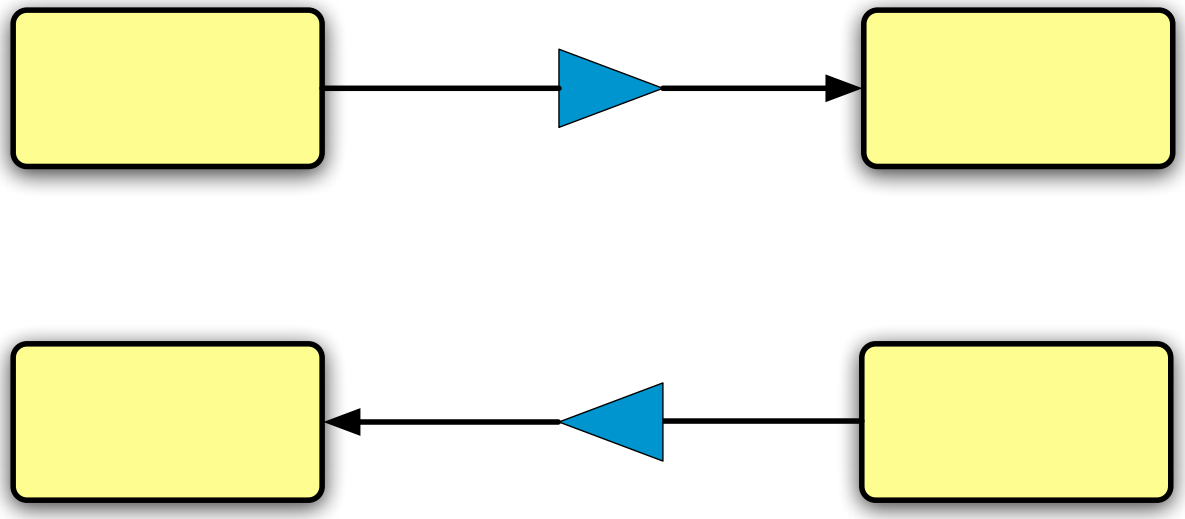

Bad: write the two transformations as separate functions.

- tedious to program
- difficult to get right
- a nightmare to maintain

Possible Approaches

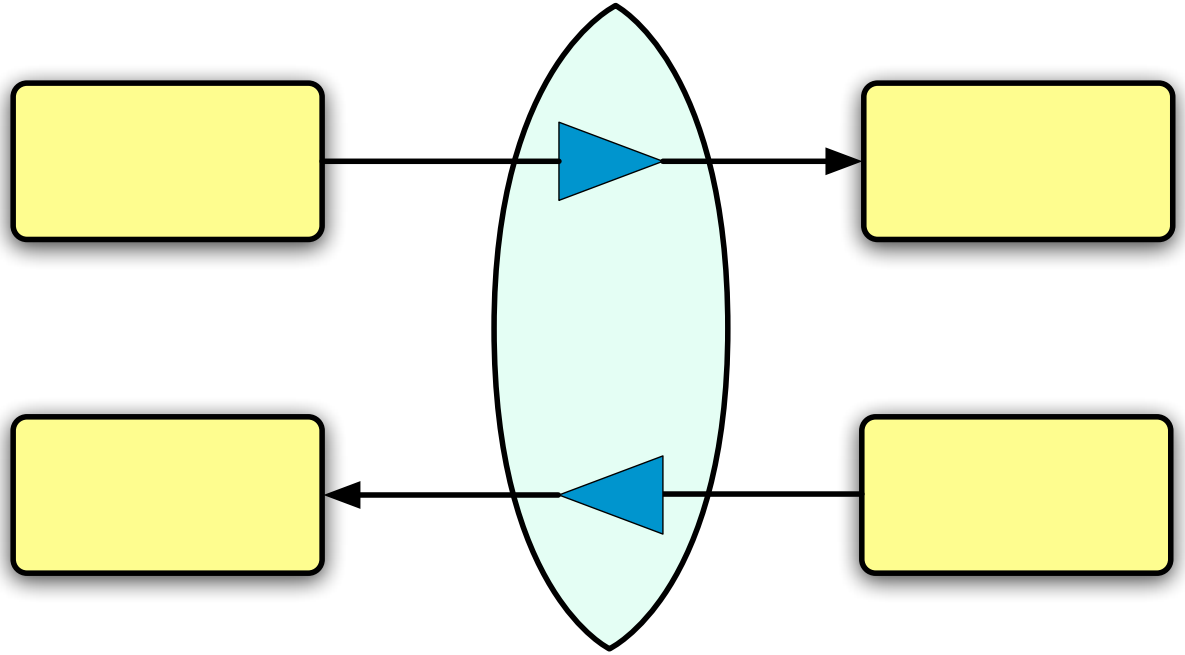

Good: derive both transformations from the same program.

- Clean semantics: behavioral laws guide language design
- Natural syntax: parsimonious and compositional
- Better tools: type system guarantees well-behavedness

This talk: Goal

"Bidirectional programming languages are an effective and elegant means of describing updatable views"

This talk: Outline

1. Lenses
   - Design goals
   - Semantics
2. String Lenses
   - Core operators
   - Type system
3. Boomerang
   - Ordered data
   - Ignorable data
   - Implementation & Applications
4. Ongoing Work
   - Updatable Security Views
5. Future Directions
   - Data provenance
   - Model transformations

[Foster, Greenwald, Moore, Pierce, Schmitt TOPLAS '07]

Lenses

"Never look back unless
you are planning to go that way"
—H D Thoreau

Terminology

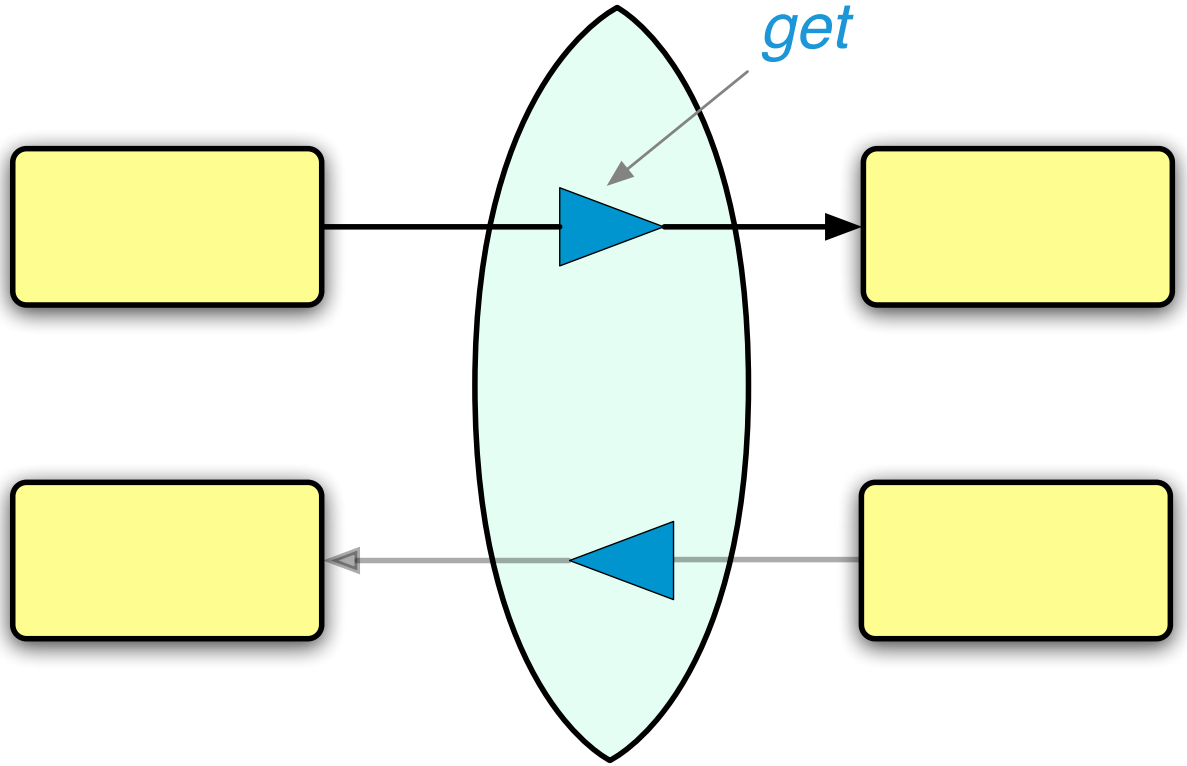

Terminology

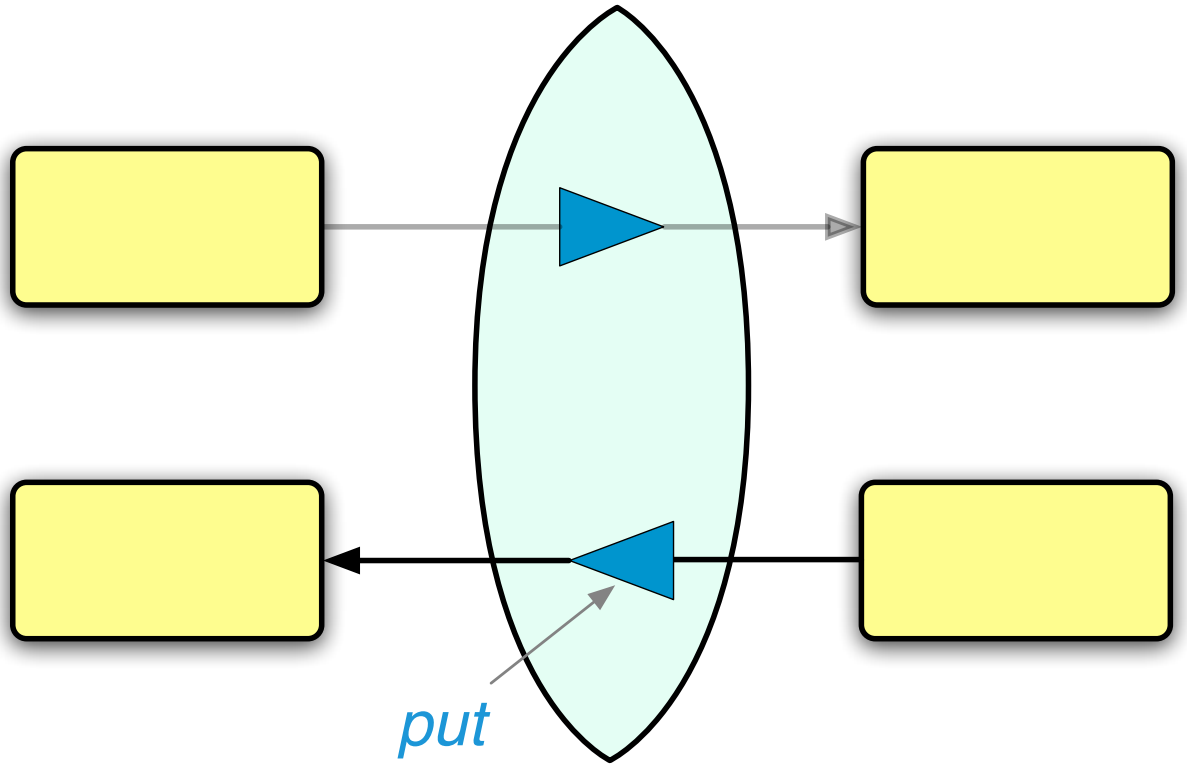

Terminology

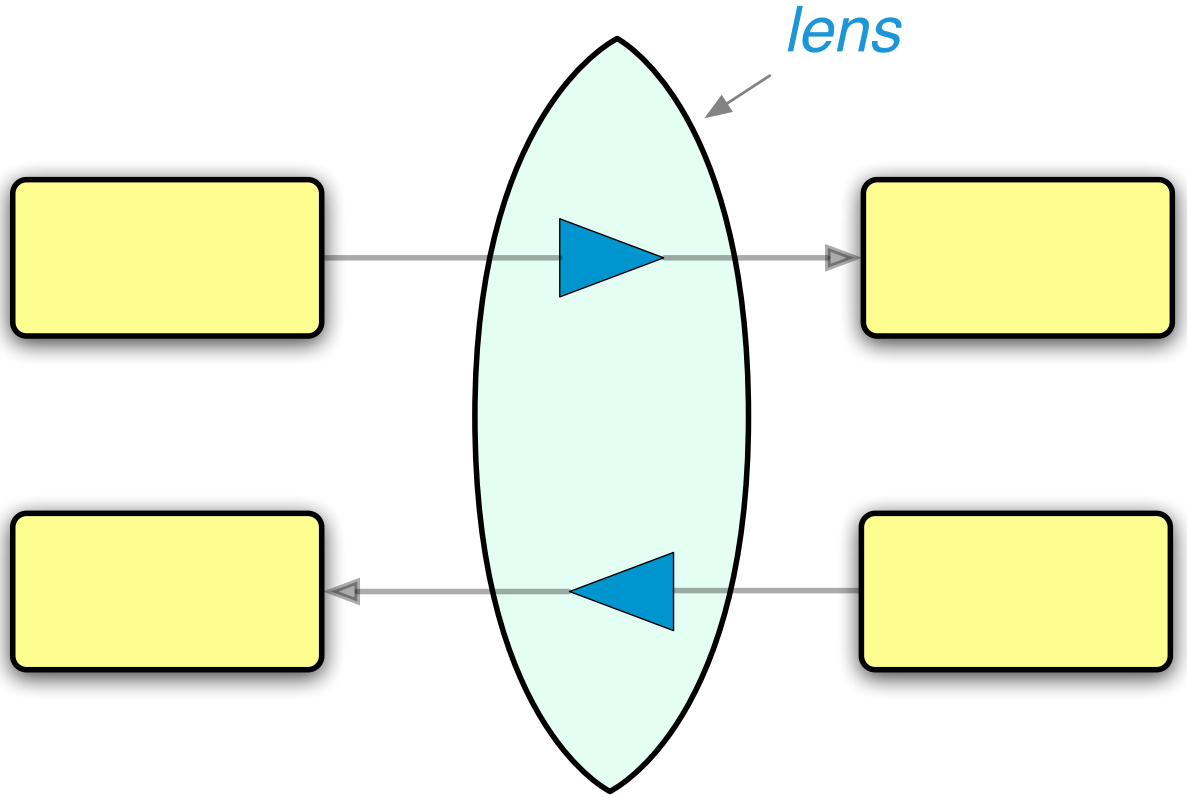

Bidirectional vs. Bijective

Goal #1: lenses should be capable of hiding source data.

Bidirectional vs. Bijective

Goal #1: lenses should be capable of hiding source data.

- In general, **get** may be non-injective
- and so **put** needs to take the original source as an argument

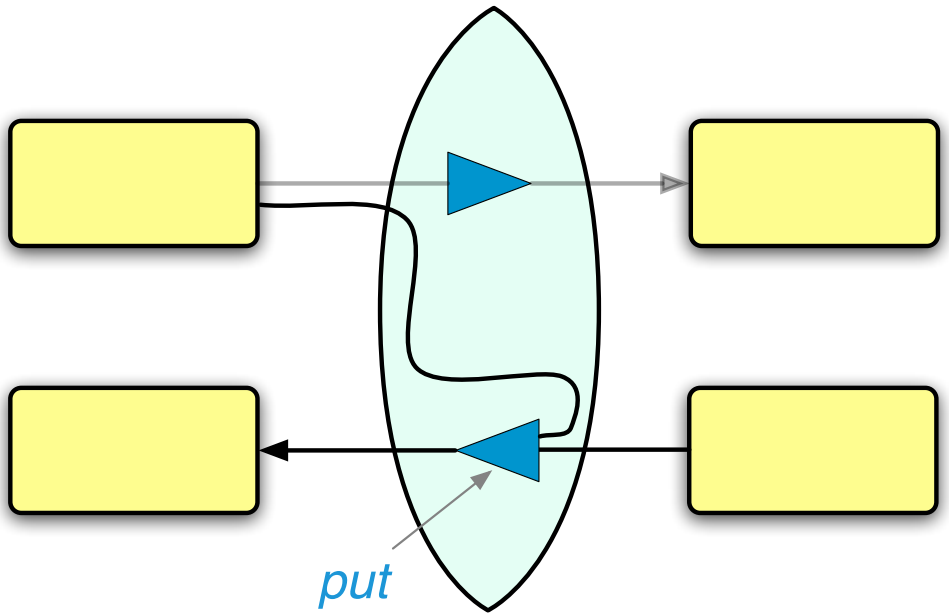

(Of course, the purely bijective case is also very interesting.)

Choice of Put Function

Recall that for some view updates there are *many* corresponding source updates.

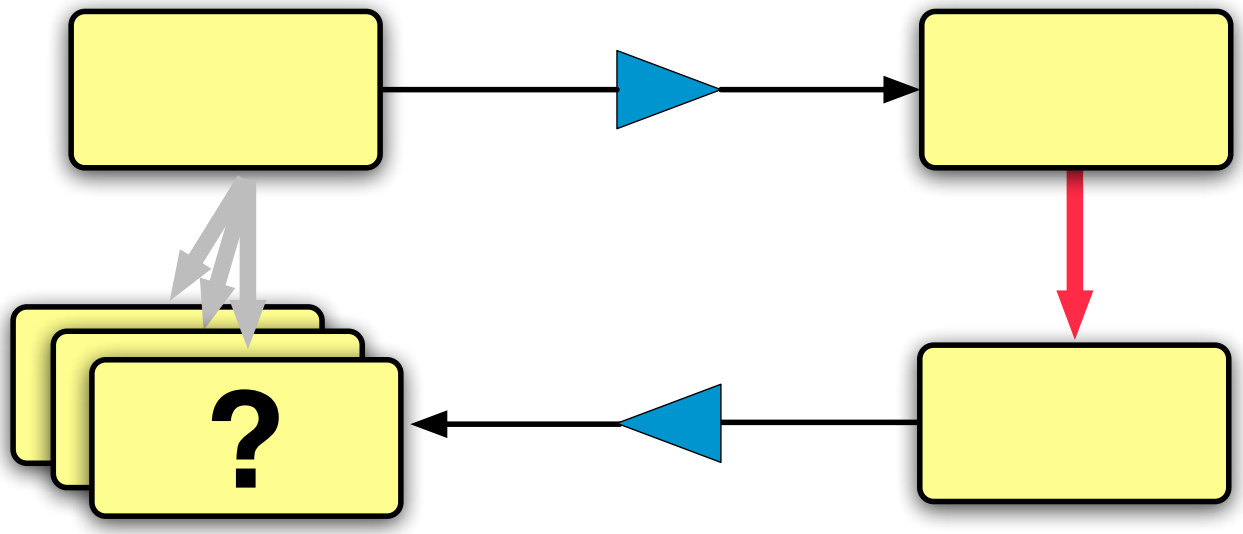

Choice of Put Function

Goal #2: programmers should be able to choose a **put** function that embodies an appropriate policy for propagating updates back to sources.

"Bidirectionalization" appears attractive...

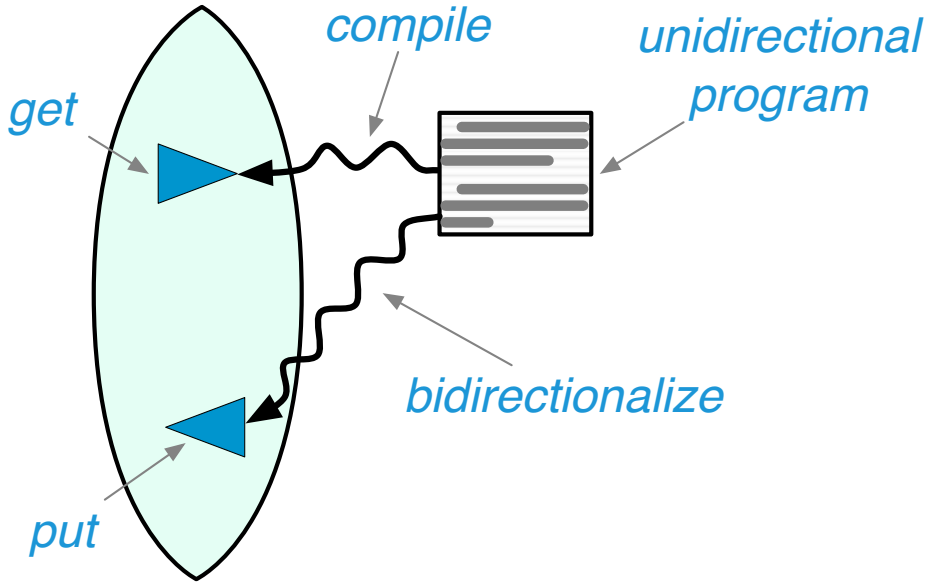

...but does not provide a way to make this choice.

Totality

Recall that some view updates do not have *any* corresponding source updates.

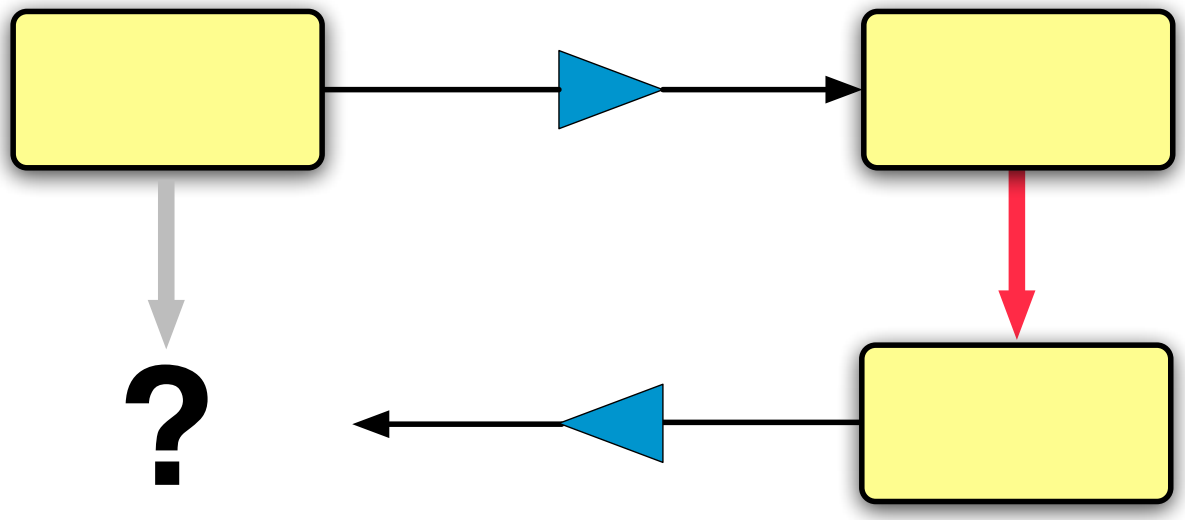

Totality

Goal #3: the **put** function should be a total function, capable of doing *something* reasonable with every view and source.

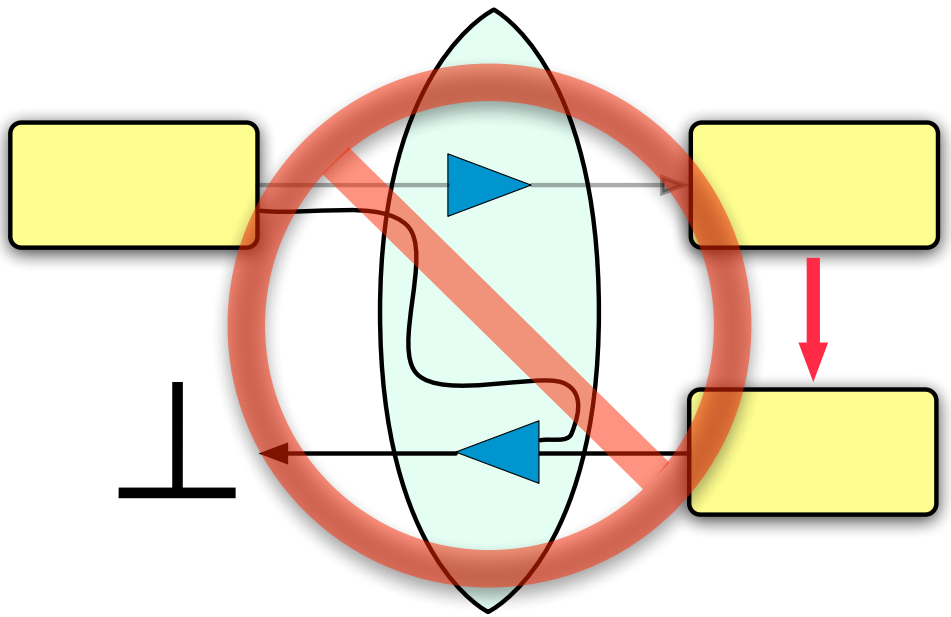

Totality ensures that the view is a robust abstraction, but forces us to use an extremely precise type system.

Well-Behaved Lenses

A lens l mapping between a set S of sources and V of view is a pair of total functions

$$\begin{aligned} l.\mathbf{get} &\in S \to V \\ l.\mathbf{put} &\in V \to S \to S \end{aligned}$$

obeying "round-tripping" laws

$$l.\mathbf{get}\ (l.\mathbf{put}\ v\ s) = v \qquad \text{(PutGet)}$$

$$l.\mathbf{put}\ (l.\mathbf{get}\ s)\ s = s \qquad \text{(GetPut)}$$

for every $s \in S$ and $v \in V$.

Related Frameworks

Databases: *many* related ideas

- [Dayal, Bernstein '82] "exact translation"
- [Bancilhon, Spryatos '81] "constant complement"
- [Gottlob, Paolini, Zicari '88] "dynamic views"

User Interfaces: [Meertens '98] "constraint maintainers"

See [Foster *et. al* TOPLAS '07] for details...

Related Languages

Harmony Group @ Penn

- [Foster *et al.* TOPLAS '07] — trees
- [Bohannon, Pierce, Vaughan PODS '06] — relations
- [Foster *et al.* JCSS '07] — data synchronizer

Bijective languages

- [PADS Project @ AT&T] — picklers and unpicklers
- [Hosoya, Kawanaka '06] — biXid
- [Braband, Møller, Schwartzbach '05] — XSugar

Bidirectional languages

- [PSD @ Tokyo] — "bidirectionalization", structure editors
- [Gibbons, Wang @ Oxford] — Wadler's views
- [Voïgtlaender '09] — bidirectionalization "for free"
- [Stevens '07] — lenses for model transformations

[Bohannon, Foster, Pierce, Pilkiewicz, Schmitt POPL '08]

String Lenses

"The art of progress is
to preserve order amid change
and to preserve change amid order."
—A N Whitehead

Data Model

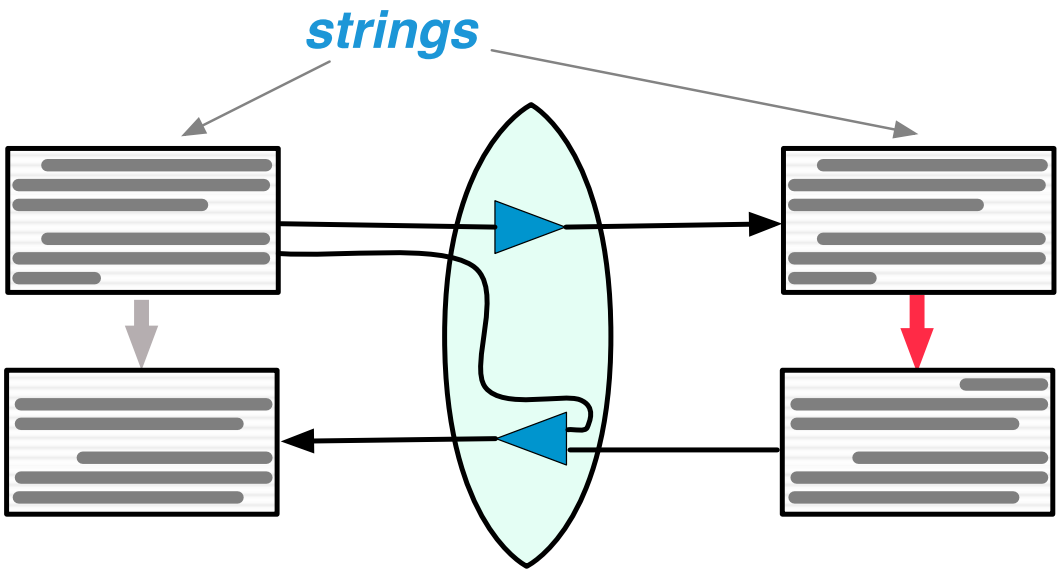

Why strings?

1. Simple setting $\longrightarrow$ exposes fundamental issues
2. There's a lot of string data in the world
3. Programmers are already comfortable with regular operators (union, concatenation, and Kleene star)

Computation Model

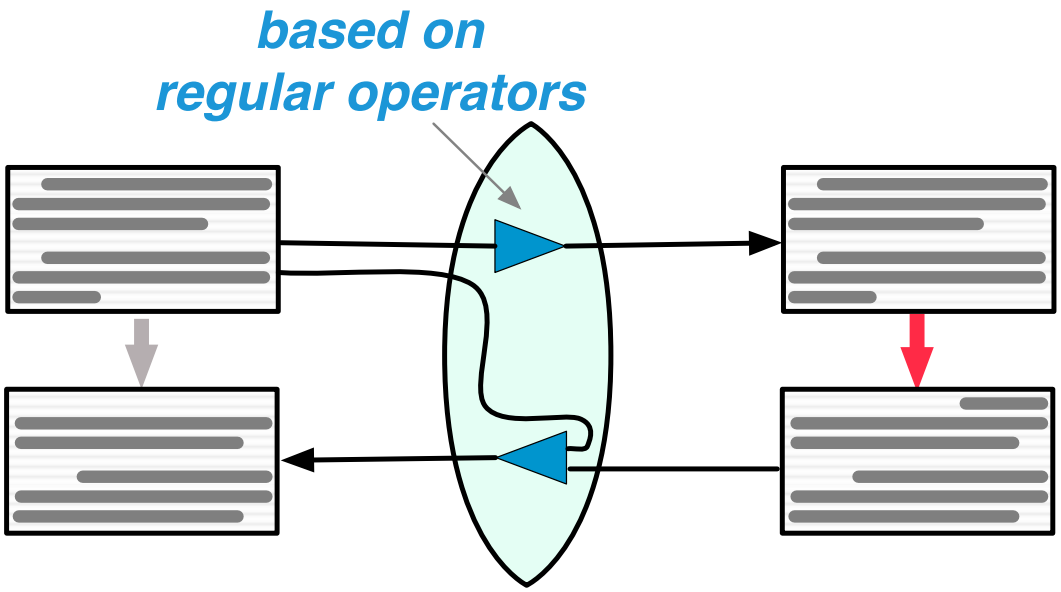

Why strings?

1. Simple setting $\longrightarrow$ exposes fundamental issues
2. There's a lot of string data in the world
3. Programmers are already comfortable with regular operators (union, concatenation, and Kleene star)

Example: Redacting Lens (Get)

```
*08:30 Coffee with Sara (Gimme!)
 12:15 PLDg (Upson 5126)
*15:00 Workout (Noyes)
```

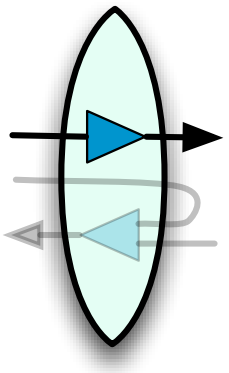

```
08:30 BUSY
12:15 PLDg
15:00 BUSY
```

Example: Redacting Lens (Update)

```
*08:30 Coffee with Sara (Gimme!)
 12:15 PLDg (Upson 5126)
*15:00 Workout (Noyes)
```

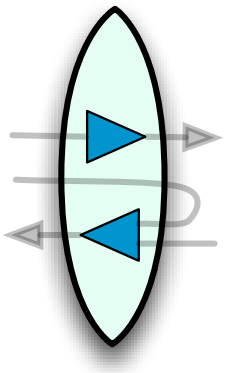

```
08:30 BUSY
12:15 PLDg
15:00 BUSY
```

```
08:30 BUSY
12:15 PLDG
15:00 BUSY
16:00 Meeting
```

Example: Redacting Lens (Put)

```
*08:30 Coffee with Sara (Gimme!)
 12:15 PLDg (Upson 5126)
*15:00 Workout (Noyes)
```

```
08:30 BUSY
12:15 PLDg
15:00 BUSY
```

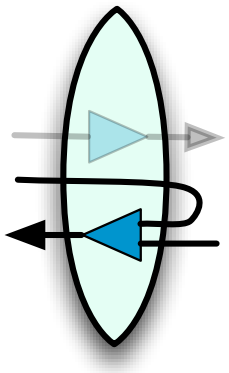

```
*08:30 Coffee with Sara (Gimme!)
 12:15 PLDG (Upson 5126)
*15:00 Workout (Noyes)
 16:00 Meeting (Unknown)
```

```
08:30 BUSY
12:15 PLDG
15:00 BUSY
16:00 Meeting
```

Example: Redacting Lens (Definition)

```
(* regular expressions *)
let TEXT : regexp = ([^\n\\()] | "\\(" | "\\)" | "\\\\")*
let TIME : regexp = DIGIT{2} . COLON . DIGIT{2} . SPACE
let LOCATION : regexp = SPACE . LPAREN . TEXT . RPAREN

(* helper lenses *)
let public : lens =
  del SPACE .
  copy TIME .
  copy TEXT .
  default (del LOCATION) " (Unknown)"

let private : lens =
  del ASTERISK .
  copy TIME .
  default (TEXT . LOCATION <-> "BUSY") "Unknown (Unknown)"

let event : lens =
  (public | private) .
  copy NL

(* main lens *)
let redact : lens = event*
```

Example: Redacting Lens (Definition)

```
(* regular expressions *)
let TEXT : regexp = ([^\n\\()] | "\\(" | "\\)" | "\\\\")*
let TIME : regexp = DIGIT{2} . COLON . DIGIT{2} . SPACE
let LOCATION : regexp = SPACE . LPAREN . TEXT . RPAREN
(* helper lenses *)
let public : lens =
  del SPACE .
  copy TIME .
  copy TEXT .
  default (del LOCATION) " (Unknown)"

let private : lens =
  del ASTERISK .
  copy TIME .
  default (TEXT . LOCATION <-> "BUSY") "Unknown (Unknown)"

let event : lens =
  (public | private) .
  copy NL

(* main lens *)
let redact : lens = event*
```

Example: Redacting Lens (Definition)

```
(* regular expressions *)
let TEXT : regexp = ([^\n\\()] | "\\(" | "\\)" | "\\\\")*
let TIME : regexp = DIGIT{2} . COLON . DIGIT{2} . SPACE
let LOCATION : regexp = SPACE . LPAREN . TEXT . RPAREN

(* helper lenses *)
let public : lens =
  del SPACE .
  copy TIME .
  copy TEXT .
  default (del LOCATION) " (Unknown)"

let private : lens =
  del ASTERISK .
  copy TIME .
  default (TEXT . LOCATION <-> "BUSY") "Unknown (Unknown)"

let event : lens =
  (public | private) .
  copy NL

(* main lens *)
let redact : lens = event*
```

Example: Redacting Lens (Definition)

```
(* regular expressions *)
let TEXT : regexp = ([^\n\\()] | "\\(" | "\\)" | "\\\\")*
let TIME : regexp = DIGIT{2} . COLON . DIGIT{2} . SPACE
let LOCATION : regexp = SPACE . LPAREN . TEXT . RPAREN

(* helper lenses *)
let public : lens =
  del SPACE .
  copy TIME .
  copy TEXT .
  default (del LOCATION) " (Unknown)"

let private : lens =
  del ASTERISK .
  copy TIME .
  default (TEXT . LOCATION <-> "BUSY") "Unknown (Unknown)"

let event : lens =
  (public | private) .
  copy NL

(* main lens *)
let redact : lens = event*
```

Example: Redacting Lens (Definition)

```
(* regular expressions *)
let TEXT : regexp = ([^\n\\()] | "\\(" | "\\)" | "\\\\")*
let TIME : regexp = DIGIT{2} . COLON . DIGIT{2} . SPACE
let LOCATION : regexp = SPACE . LPAREN . TEXT . RPAREN

(* helper lenses *)
let public : lens =
  del SPACE .
  copy TIME .
  copy TEXT .
  default (del LOCATION) " (Unknown)"

let private : lens =
  del ASTERISK .
  copy TIME .
  default (TEXT . LOCATION <-> "BUSY") "Unknown (Unknown)"

let event : lens =
  (public | private) .
  copy NL

(* main lens *)
let redact : lens = event*
```

$E \leftrightarrow d$ (Get)

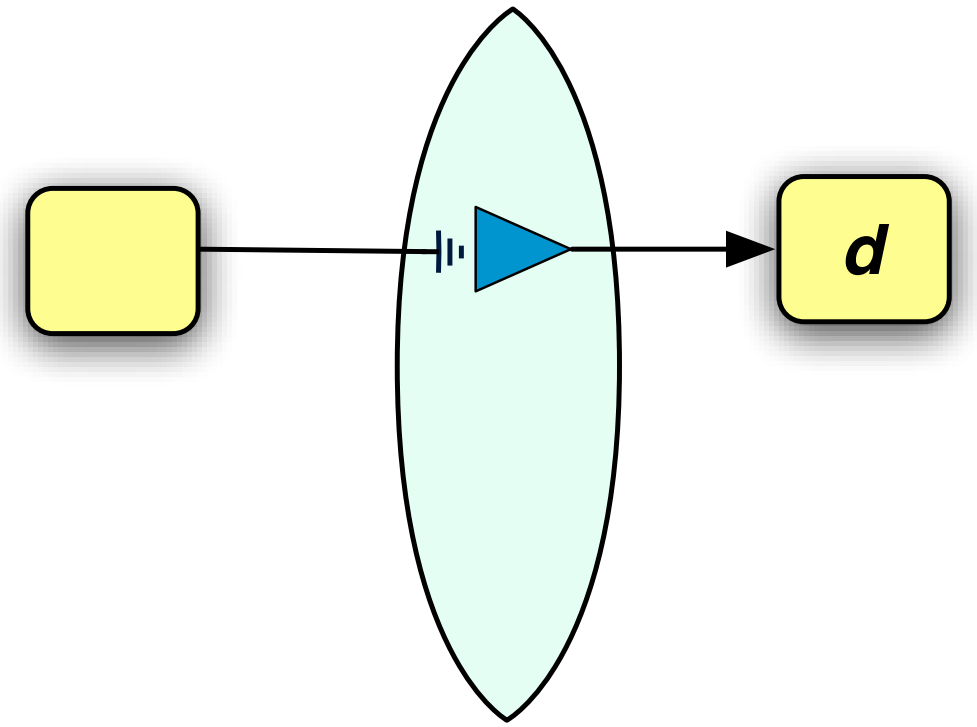

$E \leftrightarrow d$ (Put)

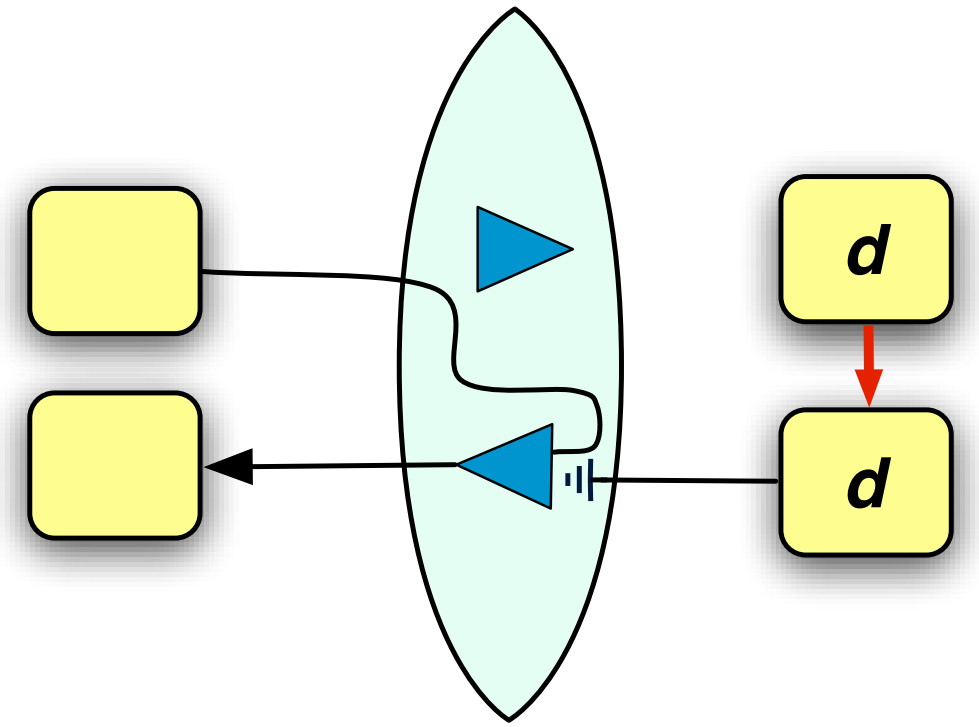

$(l_1 \mid l_2)$ (Get)

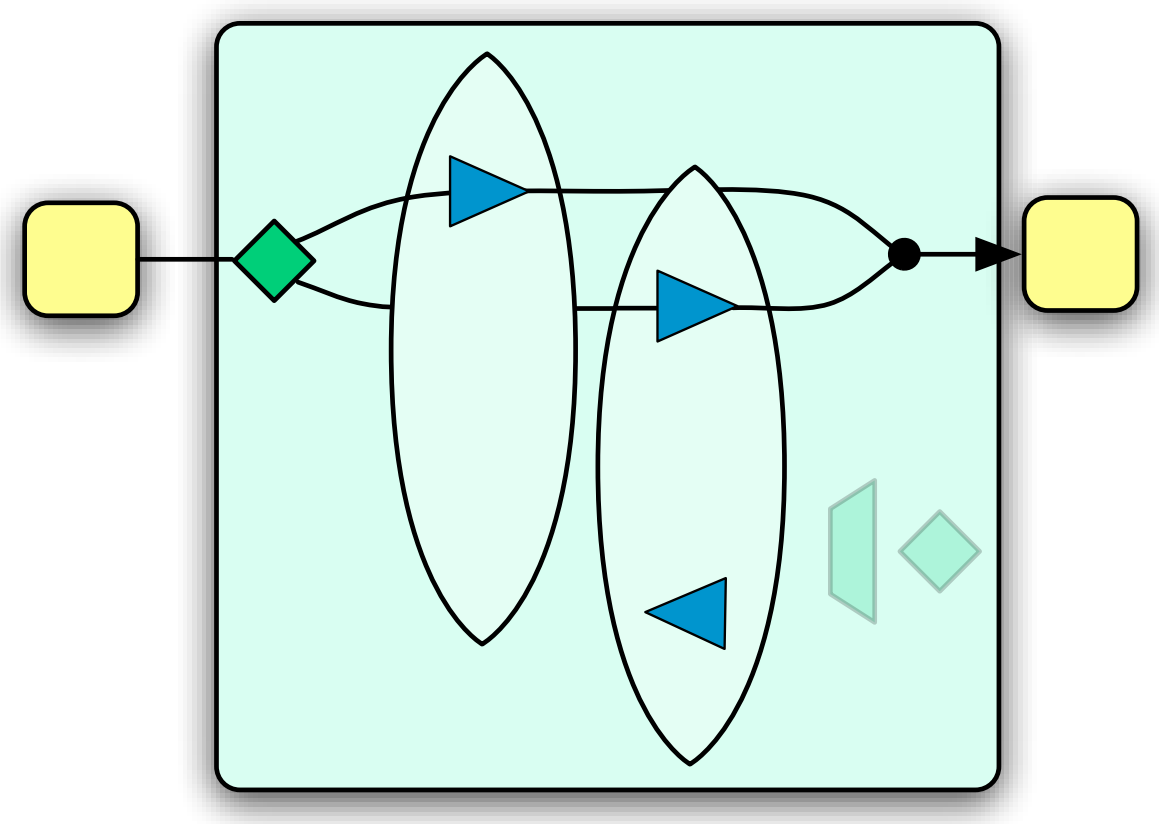

Type system ensures that choice is deterministic.

$(l_1 \mid l_2)$ (Put)

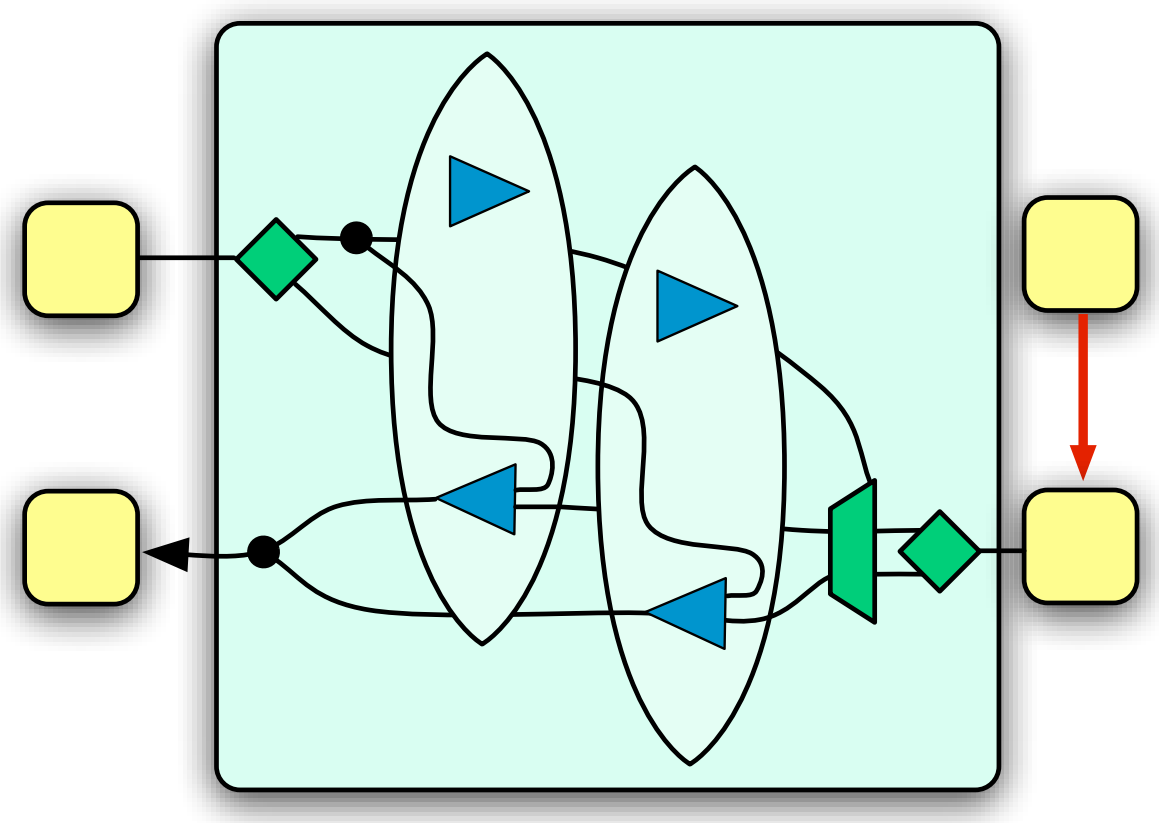

Type system ensures that choice is deterministic.

/* (Get)

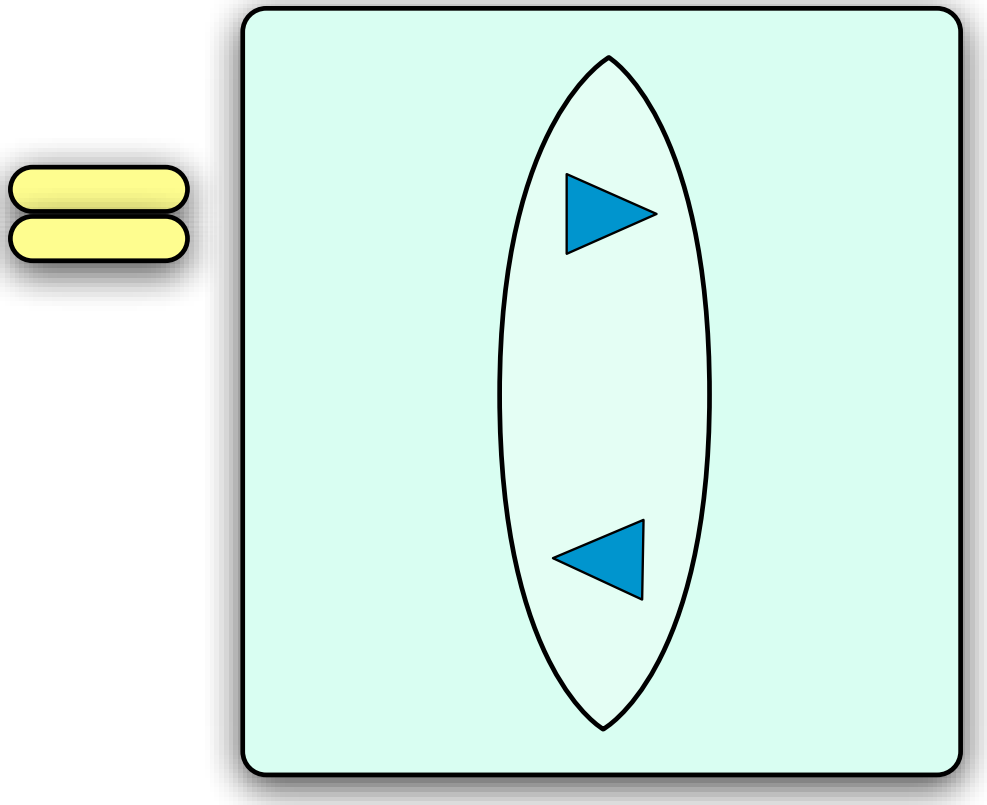

/* (Get)

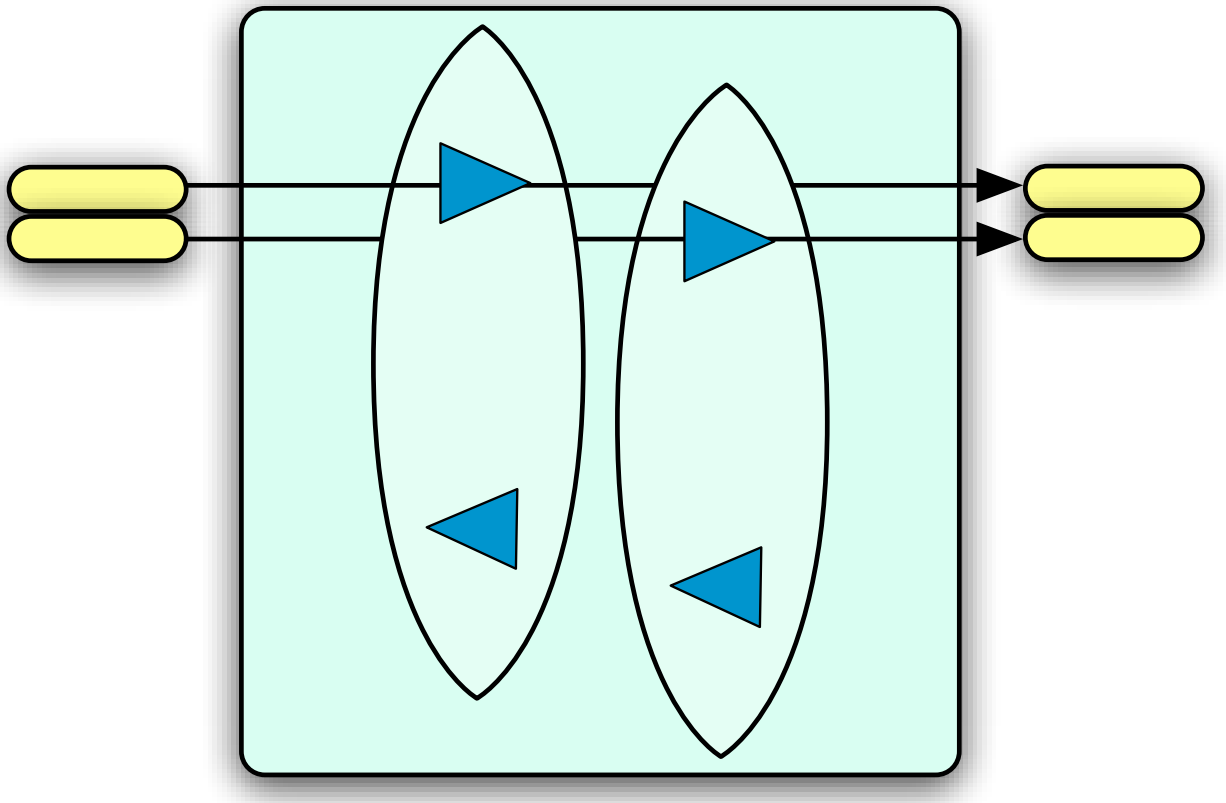

/* (Put)

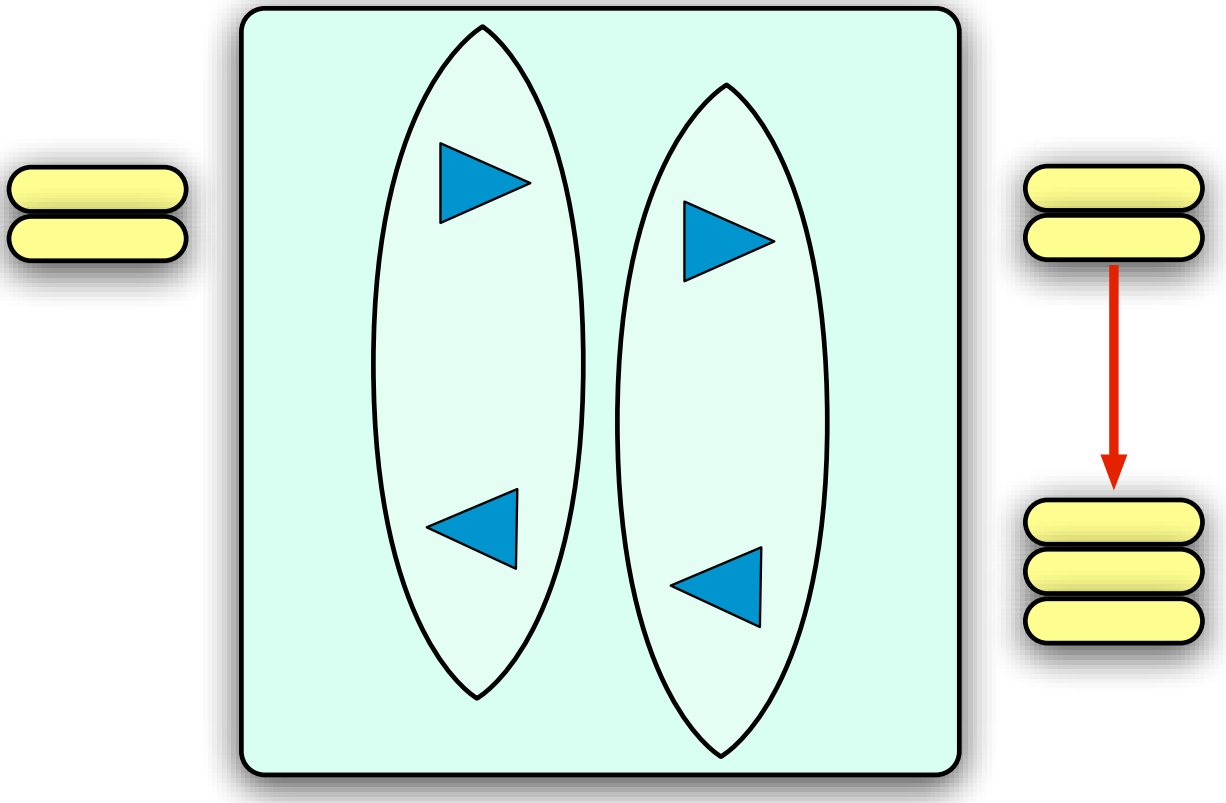

/* (Put)

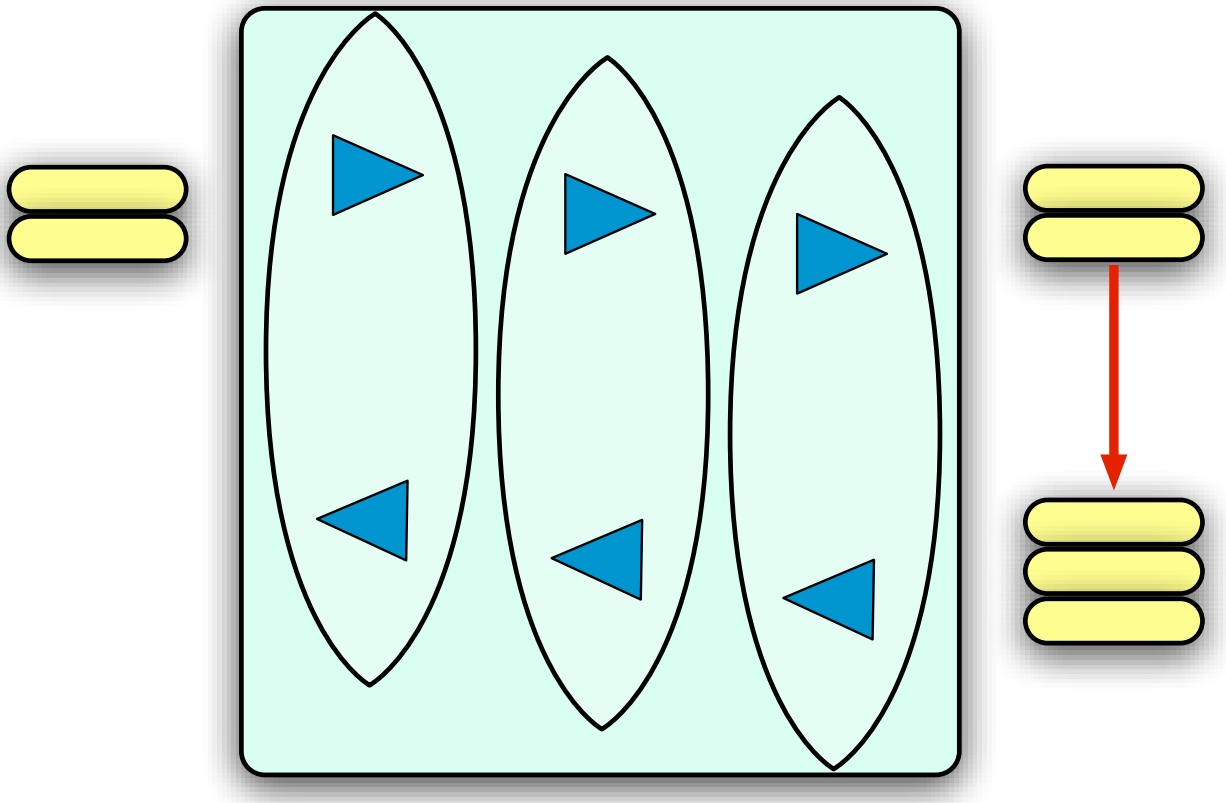

/* (Put)

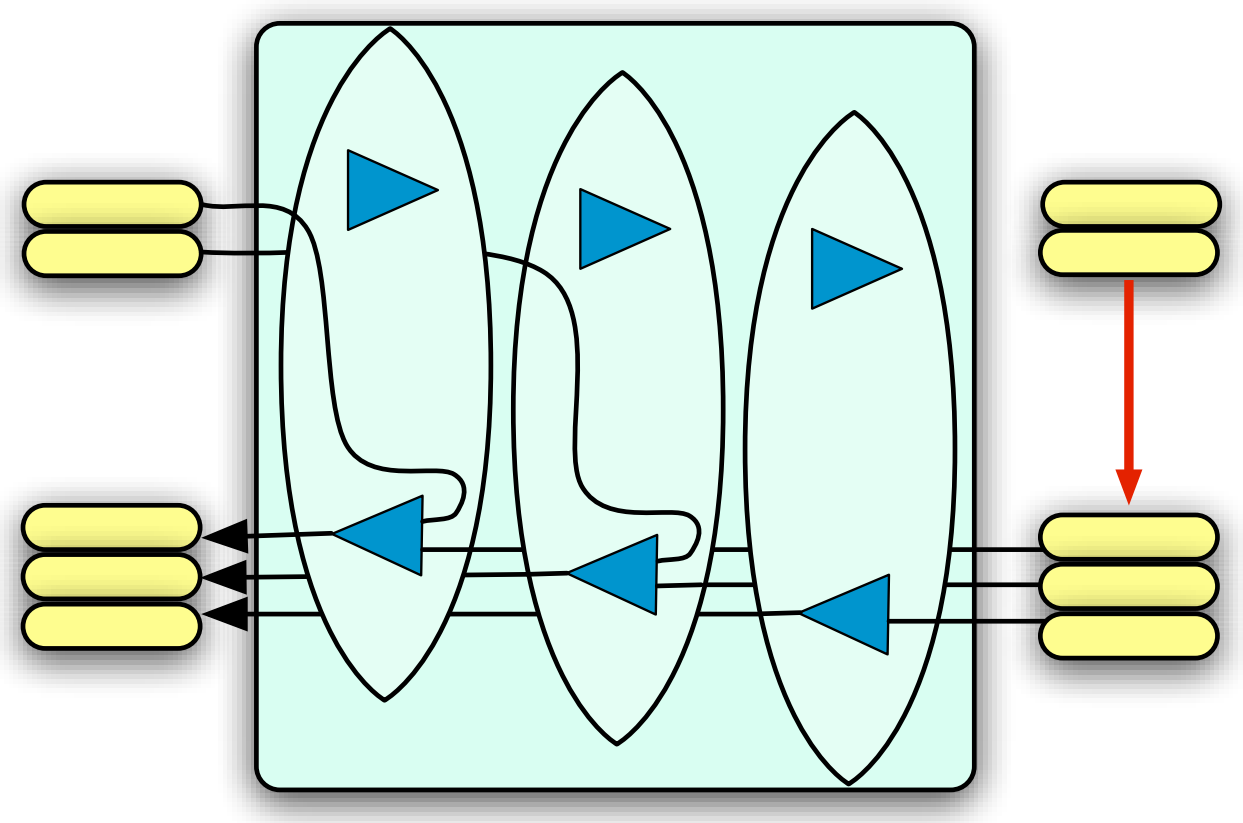

Type system ensures that strings are split the same way.

String Lens Type System

Based on regular expression types...

String Lens Type System

Based on regular expression types...

$$\frac{}{copy\ E \in [\![E]\!] \Longleftrightarrow [\![E]\!]}$$

$$\frac{}{E \leftrightarrow d \in [\![E]\!] \Longleftrightarrow \{d\}}$$

$$\frac{l \in S \Longleftrightarrow V \qquad d \in [\![S]\!]}{default\ l\ d \in S \Longleftrightarrow V}$$

$$\frac{\begin{array}{ll} l_1 \in S_1 \Longleftrightarrow V_1 & S_1 \cdot^{!} S_2 \\ l_2 \in S_2 \Longleftrightarrow V_2 & V_1 \cdot^{!} V_2 \end{array}}{(l_1 \cdot l_2) \in S_1 \cdot S_2 \Longleftrightarrow V_1 \cdot V_2}$$

$$\frac{\begin{array}{ll} l_1 \in S_1 \Longleftrightarrow V_1 & S_1 \cap S_2 = \emptyset \\ l_2 \in S_2 \Longleftrightarrow V_2 & \end{array}}{(l_1 \mid l_2) \in S_1 \cup S_2 \Longleftrightarrow V_1 \cup V_2}$$

$$\frac{l \in S \Longleftrightarrow V \qquad S^{!}* \qquad V^{!}*}{l* \in S* \Longleftrightarrow V*}$$

$S_1 \cdot^{!} S_2$ (or $S^{!}*$) means that the concatenation (or iteration) is unambiguous.

String Lens Type System

Based on regular expression types...

$$\frac{}{\mathit{copy}\ E \in [\![E]\!] \Longleftrightarrow [\![E]\!]}$$

$$\frac{}{E \leftrightarrow d \in [\![E]\!] \Longleftrightarrow \{d\}}$$

$$\frac{l \in S \Longleftrightarrow V \qquad d \in [\![S]\!]}{\mathit{default}\ l\ d \in S \Longleftrightarrow V}$$

$$\frac{\begin{array}{ll} l_1 \in S_1 \Longleftrightarrow V_1 & S_1 \cdot^{!} S_2 \\ l_2 \in S_2 \Longleftrightarrow V_2 & V_1 \cdot^{!} V_2 \end{array}}{(l_1 \cdot l_2) \in S_1 \cdot S_2 \Longleftrightarrow V_1 \cdot V_2}$$

$$\frac{\begin{array}{ll} l_1 \in S_1 \Longleftrightarrow V_1 & S_1 \cap S_2 = \emptyset \\ l_2 \in S_2 \Longleftrightarrow V_2 & \end{array}}{(l_1 \mid l_2) \in S_1 \cup S_2 \Longleftrightarrow V_1 \cup V_2}$$

$$\frac{l \in S \Longleftrightarrow V \qquad S^{!}* \qquad V^{!}*}{l* \in S* \Longleftrightarrow V*}$$

$S_1 \cdot^{!} S_2$ (or $S^{!}*$) means that the concatenation (or iteration) is unambiguous.

String Lens Type System

Based on regular expression types...

$$\frac{}{copy\ E \in [\![E]\!] \iff [\![E]\!]} \qquad \frac{}{E \leftrightarrow d \in [\![E]\!] \iff \{d\}}$$

$$\frac{l \in S \iff V \qquad d \in [\![S]\!]}{default\ l\ d \in S \iff V} \qquad \frac{l_1 \in S_1 \iff V_1 \quad l_2 \in S_2 \iff V_2 \quad S_1 \cdot^! S_2 \quad V_1 \cdot^! V_2}{(l_1 \cdot l_2) \in S_1 \cdot S_2 \iff V_1 \cdot V_2}$$

$$\frac{l_1 \in S_1 \iff V_1 \quad l_2 \in S_2 \iff V_2 \quad S_1 \cap S_2 = \emptyset}{(l_1 \mid l_2) \in S_1 \cup S_2 \iff V_1 \cup V_2} \qquad \frac{l \in S \iff V \quad S^{!*} \quad V^{!*}}{l^* \in S^* \iff V^*}$$

$S_1 \cdot^! S_2$ (or $S^{!*}$) means that the concatenation (or iteration) is unambiguous.

Theorem

If $l \in S \iff V$ then l is a well-behaved lens.

Comparison: Separate Functions

Helpers

```
module B = Buffer
module R = Str
module L = List
module U = Unix
let rx = R.regexp
let sch = R.search_forward

(* helpers *)
let error s =
  print_string s;
  exit 1

let exec s =
  let buf = B.create 17 in
  let p = U.open_process_in s in
  (try
    while true do B.add_char buf (input_char p) done
  with End_of_file -> ());
  ignore (U.close_process_in p);
  B.contents buf

(* regexps *)
let begin_event = rx "BEGIN:VEVENT"
let text = "[^\n]*"
let esctext = "([^\n\\()]\\|\\\\\\|\\(\\|\\)>*"
let date = "[0-9][0-9][0-9][0-9][0-9][0-9][0-9]T[0-9][0-9][0-9][0-9][0-9][0-9]Z"
let codes = [("\\", "\\\\"); ("(","\\("); (")","\\)")]

let today () = exec "date +%Y%m%d | tr -d '\n'"
let now () = exec "date +%H%M%S | tr -d '\n'"
let uid () = exec "cat /dev/urandom|uuencode -m -|tail +2|tr -dc 'a-zA-Z0-9'|head -c25"

(* dictionary lens helpers *)
let escape codes s =
  L.fold_right
    (fun (p,r) s -> R.global_replace (rx p) r s)
    codes
    s

let unescape codes s =
  L.fold_left
    (fun s (p,r) -> R.global_replace (rx r) p s)
    s codes

let distance s1 s2 =
  let m,n = String.length s1, String.length s2 in
  let aodd,aeven = Array.make (succ n) 0,Array.make (succ n) 0 in
    for j=0 to n do aeven.(j) <- j done;
    for i=1 to m do
      let apredi = if i mod 2 = 0 then aodd else aeven in
      let ai = if i mod 2 = 0 then aeven else aodd in
        ai.(0) <- i;
        for j = 1 to n do
          let x =
            if String.get s1 (pred i) = String.get s2 (pred j) then 0 else 1 in
          ai.(j) <-
            (min (apredi.(j) + 1) (min (ai.(j-1) + 1) (apredi.(j-1) + x)));
        done
    done;
    if m mod 2 = 0 then aeven.(n) else aodd.(n)

let rec lookup k l =
  let l' = L.map (fun (ki,ci) -> (distance ki k,ki,ci)) l in
  let rec aux acc l = match acc,l with
      None,[] -> None
      Some(_,ki,ci),[] -> Some(ki,ci)
      Some(di,ki,ci),(dj,kj,cj)::rest when dj < di -> aux (Some(dj,kj,cj)) rest
      None,(dj,kj,cj)::rest -> aux (Some(dj,kj,cj)) rest
      _,_::rest -> aux acc rest in
  aux None l'

let remove k l =
  let rec loop acc = function
      [] -> L.rev_append acc []
      h::t when k = fst h -> L.rev_append acc t
      h::t -> loop (h::acc) t in
  loop [] l

let wrap b =
  let b_len = String.length b in
  let buf,line_buf,aux_buf = B.create b_len, B.create 75, B.create 75 in
  let do_it s b =
    if B.length line_buf <> 0 then B.add_string buf s;
    B.add_buffer buf b;
    B.reset b in
  let rec loop i =
    let sum =
      let aux_len = B.length aux_buf in
      let line_len = let n = B.length line_buf in if n=0 then n else succ n in
      aux_len + line_len in
    if sum > 75 then do_it "\n" line_buf;
    if i = b_len then (do_it " " aux_buf; do_it "\n" line_buf)
    else
      (if b.[i] = ' ' then do_it " " aux_buf
       else B.add_char aux_buf b.[i];
       loop (succ i)) in
  loop 0;
  B.contents buf

let unwrap c = R.global_replace (rx "\n") (String.make 1 ' ') c

let field tag r s =
  try
    ignore(sch (rx (tag ^ ":" ^ "\\(" ^ r ^ "\\)\n")) s 0);
    R.matched_group 1 s
  with Not_found -> error ("Couldn't find " ^ tag ^ " in " ^ s ^ "\n")

let times s = String.sub s 9 2, String.sub s 11 2
```

Source to View

```
let get c =
  let buf = B.create 17 in
  let add = B.add_string buf in
  let events = L.tl (R.split begin_event c) in
  let event e =
    let p = field "CLASS" "PUBLIC\|PRIVATE" e in
    let t1,t2 = times (field "DTSTART" date e) in
    let s = escape codes (field "SUMMARY" text e) in
    let l = escape codes (field "LOCATION" text e) in
    if p = "PUBLIC" then add "s" else add "s";
    add (t1 ^ ":" ^ t2 ^ " ");
    add (wrap s ^ " (" ^ l ^ ")");
    add "\n" in
  L.iter event events;
  B.contents buf
```

View to Source

```
let put a c =
  let is_noop a c = a ^ "\n" = get ("BEGIN:VCALENDAR\nBEGIN:VEVENT" ^ c ^ "END:VCALENDAR\n") in
  let buf = B.create 17 in
  let line s v = B.add_string buf (s ^ ":" ^ wrap v ^ "\n") in
  let c_line s v c = B.add_string buf (s ^ ":" ^ field s v c ^ "\n") in
  let preamble,c_events = match R.split begin_event c with
      [] -> error "ill-formed"
      h::t -> (h,t) in
  let c_assoc = L.map (fun c -> (field "SUMMARY" text c ^ field "LOCATION" text c,c)) c_events in
  let a_events =
    L.map
      (fun a ->
         let p = a.[0] = ' ' in
         let t = (String.sub a 1 2) ^ (String.sub a 4 2) in
         ignore (sch (rx ("[ *][0-9][0-9]:[0-9][0-9] \\(" ^ esctext ^ "\\) (\\(" ^ esctext ^ "\\))")) a 0);
         (p,t,R.matched_group 1 a,R.matched_group 2 a,a))
      (R.split (rx "\n") (unwrap a)) in
  let event dict (p,t,s,l,a) =
    line "BEGIN" "EVENT";
    if p then line "CLASS" "PUBLIC"
    else line "CLASS" "PRIVATE";
    let dict' = match lookup (s ^ l) dict with
        Some (k,c) ->
          let dtstart = field "DTSTART" date c in
          let ymd,s = String.sub dtstart 0 8,String.sub dtstart 13 2 in
          line "DTSTART" (ymd ^ "T" ^ t ^ s ^ "Z");
          c_line "DTEND" date c;
          c_line "DTSTAMP" date c;
          c_line "CREATED" date c;
          if is_noop a c then c_line "LAST-MODIFIED" date c
          else line "LAST-MODIFIED" (today () ^ "T" ^ now () ^ "Z");
          c_line "UID" text c;
          c_line "TRANSP" text c;
          c_line "DESCRIPTION" text c;
          c_line "STATUS" text c;
          c_line "SEQUENCE" text c;
          (remove k dict)
        None ->
          line "DTSTART" (today () ^ "T" ^ t ^ "00Z");
          line "DTEND" (today () ^ "T" ^ t ^ "00Z");
          line "DTSTAMP" (today () ^ "T" ^ now () ^ "Z");
          line "CREATED" (today () ^ "T" ^ now () ^ "Z");
          line "LAST-MODIFIED" (today () ^ "T" ^ now () ^ "Z");
          line "UID" (uid ());
          line "TRANSP" "OPAQUE";
          line "DESCRIPTION" "";
          line "STATUS" "TENTATIVE";
          line "SEQUENCE" "0";
          dict in
    line "SUMMARY" (unescape codes s);
    line "LOCATION" (unescape codes l);
    line "END" "EVENT";
    dict' in
  B.add_string buf preamble;
  let _ = L.fold_left event c_assoc a_events in
  B.add_string buf "END:VCALENDAR\n";
  B.contents buf
```

Comparison: String Lens

```
let BEGIN_CALENDAR,END_CALENDAR : (regexp * regexp) = "BEGIN:VCALENDAR","END:VCALENDAR"
let BEGIN_EVENT,END_EVENT : (regexp * regexp) = "BEGIN:VEVENT","END:VEVENT"
let PREAMBLE,POSTAMBLE : (regexp * regexp) = (BEGIN_CALENDAR . NL . ( ANY - containing BEGIN_EVENT)),(END_CALENDAR . NL)
let text : lens = Escaping.escape [^\n] #char*string[('\',"\\\\");('(',"\\(");(')","\\)")]
let TEXT,ESCTEXT : regexp * regexp = ctype text,atype text
let TIME,LDC : regexp * regexp = (DIGIT2 . ":" . DIGIT2), (SPACE . LPAREN . ESCTEXT . RPAREN)

let line (tag:string) (l:lens) : lens = del (tag . ":") . l . del "\n"
let parens (l:lens) : lens = ins "(" . l . ins ")"
let wrapl (l:lens) = left_quot (columnize 75 (ctype
let wrapr (l:lens) = right_quot l (columnize 75 (atype
let now (s:string) : string = exec "date +%H%M%S | tr -d '\n'"
let today (s:string) : string = exec "date +%Y%m%d | tr -d '\n'"
let uid (s:string) : string = exec "cat /dev/urandom|uuencode -m -|tail +2|tr -dc 'a-zA-Z0-9'|head -c25"
let date (tag:string) (time:regexp -> regexp -> regexp -> lens) : lens =
  line tag (clobber DIGIT8 "" today . del "T" . time DIGIT2 DIGIT2 DIGIT2 . del "Z")
let copy_time (H:regexp) (M:regexp) (S:regexp) : lens = copy H . ins ":" . copy M . del S
let clobber_time (H:regexp) (M:regexp) (S:regexp) : lens = clobber (H . M . S) "" now
```

Helpers

```
let event1 : lens =
  del (BEGIN_EVENT . NL) .
  fiat (Sort.sort_concat
    #lens[
      line "CLASS" ("PRIVATE" <-> ASTERISK | "PUBLIC" <-> SPACE)
    ; date "DTSTART" copy_time . ins DASH
    ; date "DTEND" copy_time . ins SPACE
    ; date "DTSTAMP" copy_time
    ; date "CREATED" clobber_time
    ; date "LAST-MODIFIED" clobber_time
    ; line "UID" (clobber TEXT "" uid)
    ; line "TRANSP" (const TEXT "" "OPAQUE")
    ; line "DESCRIPTION" (del TEXT)
    ; line "STATUS" (const TEXT "" "TENTATIVE")
    ; line "SEQUENCE" (const NUMBER "" "0")
    ; line "SUMMARY" (wrapl (text; key ESCTEXT . ins SPACE)
    ; line "LOCATION" (parens (wrapl (text; key ESCTEXT))) ]) .
  del (END_EVENT) . copy NL
let event2 : lens =
  copy (SPACE | ASTERISK) . merge_with_sep TIME DASH .
  copy SPACE . wrapr (key ESCTEXT . copy LDC) . copy NL
let ical1 : lens = del PREAMBLE . <^ e1:event1 >* . del POSTAMBLE
let ical : lens = ical1; <^ e2:event2 >*
```

Source to View *and* View to Source

[Bohannon, Foster, Pierce, Pilkiewicz, Schmitt POPL '08]
[Foster, Pierce, Pilkiewicz ICFP '08]



Boomerang

"Good men must not obey
the laws too well"
—R W Emerson

Challenge: Ignorable Data

Many real-world data formats contain inessential data.

- whitespace, wrapping of long lines of text
- order of fields in record-structured data
- escaping of special characters
- aggregate values, timestamps, etc.

In practice, to handle these details, we need lenses that are well behaved modulo equivalence relations on the source and view.

$$l.\mathbf{get}\ (l.\mathbf{put}\ v\ s) \sim_V v \qquad \text{(PutGet)}$$

$$l.\mathbf{put}\ (l.\mathbf{get}\ s)\ s \sim_S s \qquad \text{(GetPut)}$$

Quotient Lenses

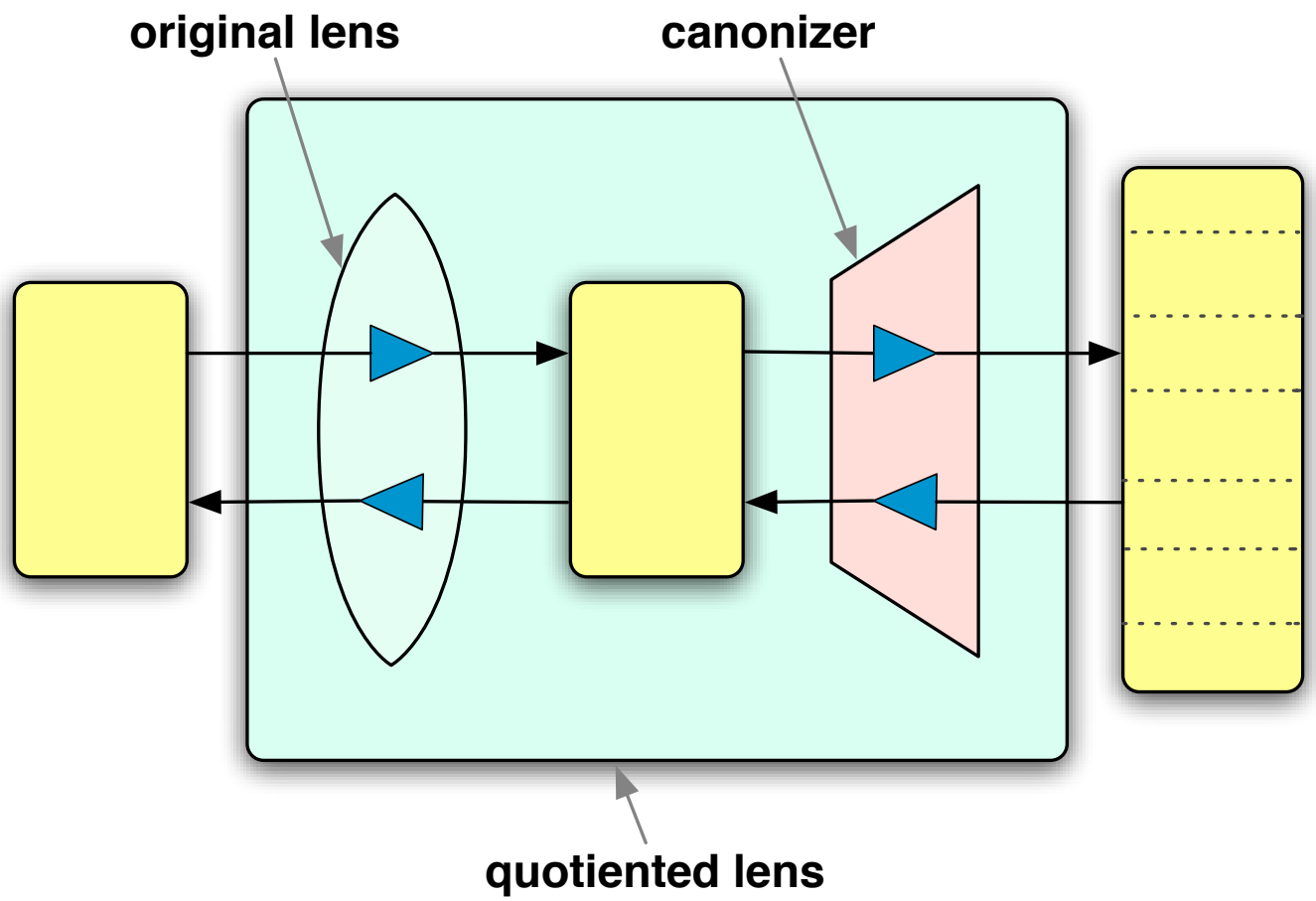

Quotient Lenses

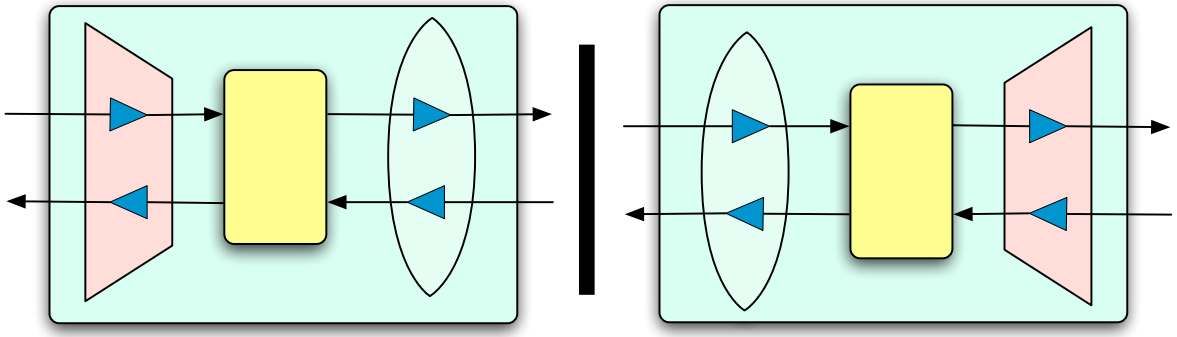

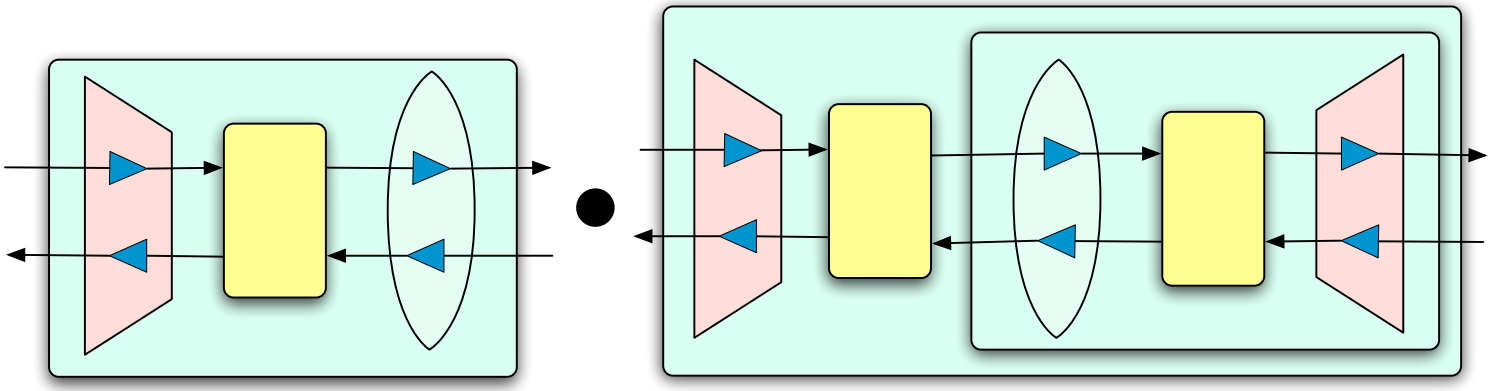

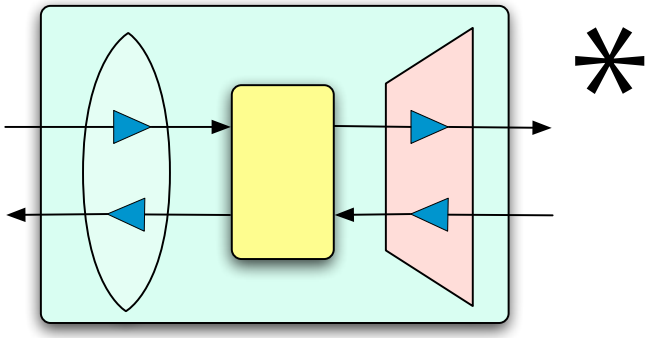

Challenge: Ordered Data

The lenses we have seen so far align data by position.

But, in practice, we often need to align data according to different criteria—e.g., by key.

Challenge: Ordered Data

The lenses we have seen so far align data by position.

But, in practice, we often need to align data according to different criteria—e.g., by key.

```
*08:30 Coffee with Sara (Gimme!)
 12:15 PLDg (Upson 5126)
*15:00 Workout (Noyes)
```

```
08:30 BUSY
12:15 PLDg
15:00 BUSY
```

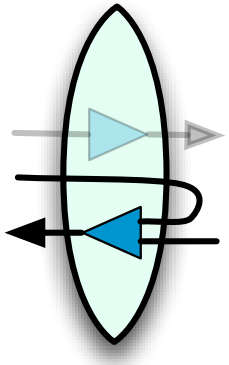

```
*08:30 Coffee with Sara (Gimme!)
*15:00 Unknown (Unknown)
 16:00 Meeting (Unknown)
```

```
08:30 BUSY
15:00 BUSY
16:00 Meeting
```

A Better Redact Lens

Similar to previous version but with a **key** annotations and a combinator (**<l>**) that identifies "chunks"

```
(* helper lenses *)
let location : lens = default (del LOCATION) " (Unknown)"

let public : lens =
  del SPACE .
  key TIME .
  copy TEXT .
  default (del LOCATION) " (Unknown)"

let private : lens =
  del ASTERISK .
  key TIME .
  default (TEXT . LOCATION <-> "BUSY") "Unknown (Unknown)" .
let event : lens =
  (public | private) .
  copy NL

(* main lens *)
let redact : lens = <~ event>*
```

A Better Redact Lens

Similar to previous version but with a **key** annotations and a combinator (<l>) that identifies "chunks"

```
(* helper lenses *)
let location : lens = default (del LOCATION) " (Unknown)"

let public : lens =
  del SPACE .
  key TIME .
  copy TEXT .
  default (del LOCATION) " (Unknown)"

let private : lens =
  del ASTERISK .
  key TIME
  default (TEXT . LOCATION <-> "BUSY") "Unknown (Unknown)" .
let event : lens =
  (public | private) .
  copy NL

(* main lens *)
let redact : lens = <~ event>*
```

Dictionary Lenses

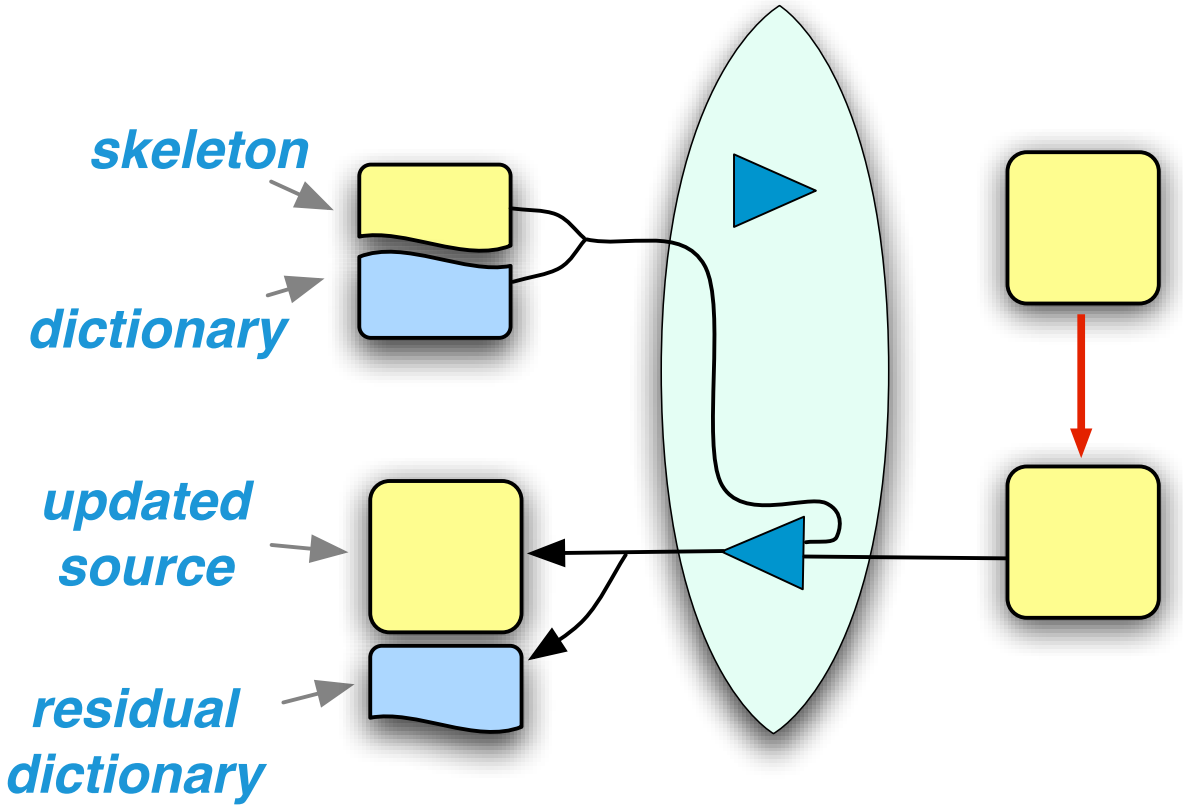

The **put** function works on a dictionary structure where chunks are organized by key.

Challenge: Language Design

Writing big programs only using combinators would not be fun!

Boomerang is a full-blown functional language over the base types `string`, `regexp`, `lens`, ...

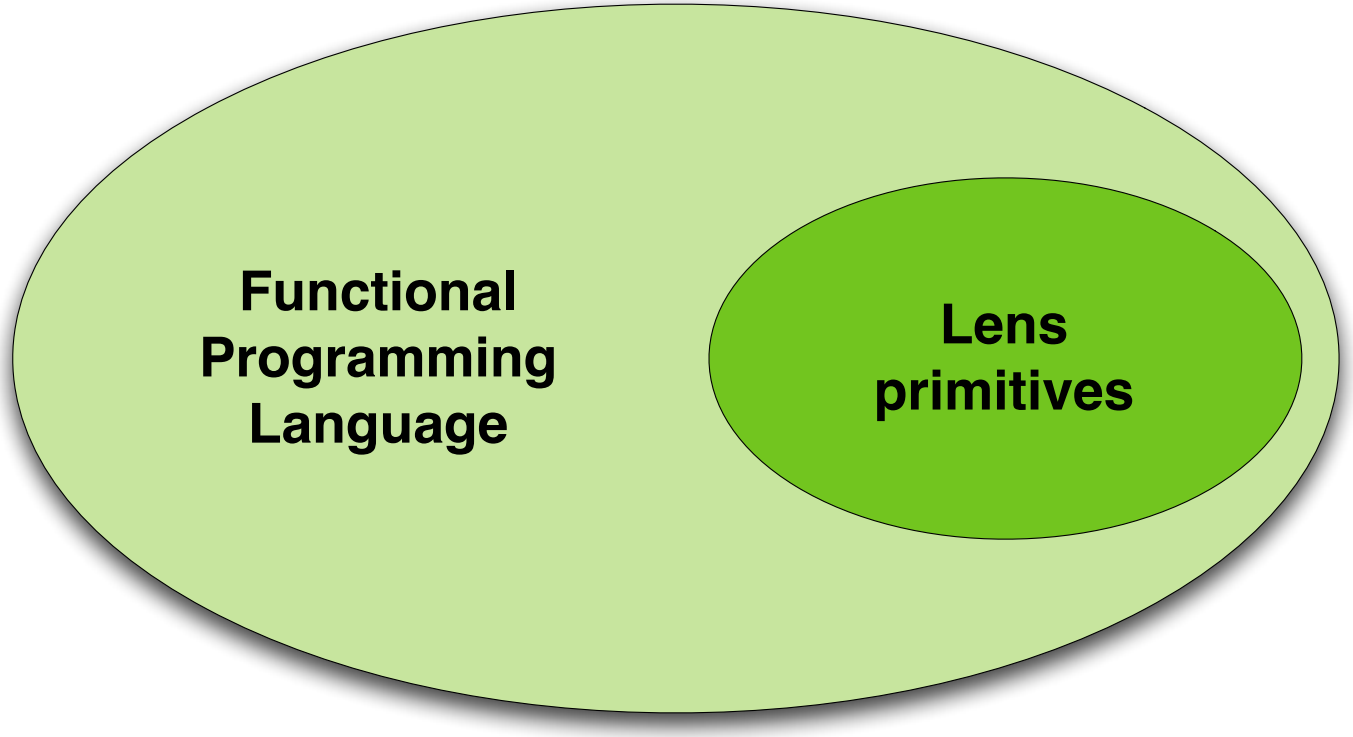

Additional Features

Boomerang has *many* other lens primitives

- partition
- filter
- permute
- sort
- duplicate
- merge
- sequentially compose
- columnize
- normalize
- clobber
- probe
- etc.

and an extremely rich type system

- regular expression types
- dependent types
- refinement types
- polymorphism
- user-defined datatypes
- modules

implemented in hybrid style [Flanagan '06][Findler, Wadler '09]

Challenge: Typechecker Engineering

Typechecking uses *many* automata-theoretic operations.

- "Expensive" operations like intersection, difference, and interleaving are used often in practice
- Algorithms for checking ambiguity are computationally expensive rarely implemented

Implementation strategy:

- Compile compact automata [Brzozoswki '64]
- Aggresive memoization [Foster *et al.* PLAN-X '07]

The Boomerang System

Lenses

- Bibliographies (BibTeX, RIS)
- Address Books (vCard, XML, ASCII)
- Calendars (iCal, XML, ASCII)
- Scientific Data (SwissProt, UniProtKB)
- Documents (MediaWiki, literate source code)
- Apple Preference Lists (e.g., iTunes)
- CSV

Libraries

- Escaping
- Sorting
- Lists
- XML

System

- Stable prototype complete
- Available under LGPL

Unison Integration

- On the way...

Boomerang in Industry

Augeas "a configuration API."

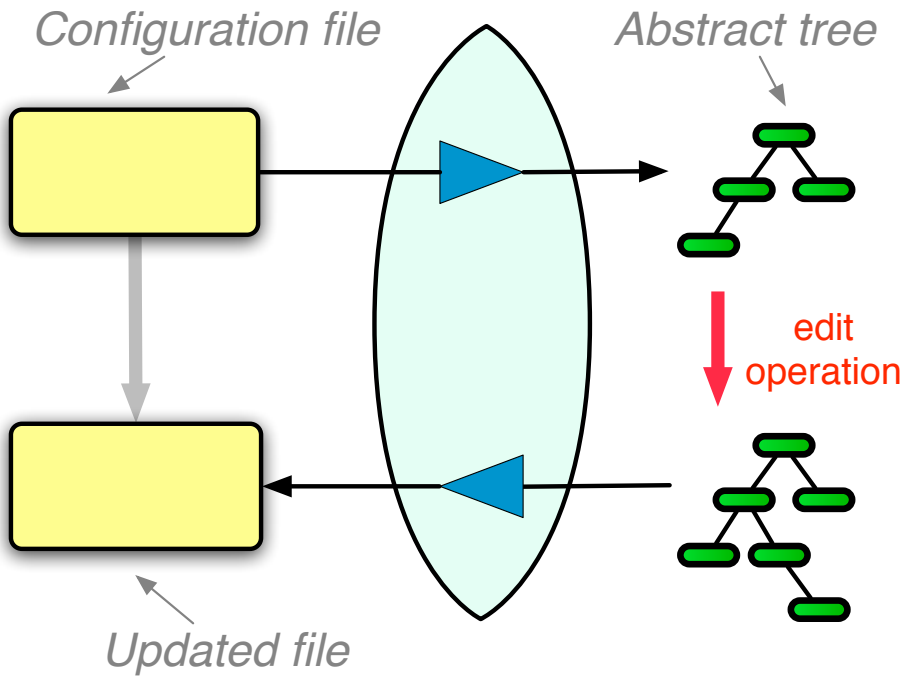

Boomerang in Industry

"a configuration API."

aliases.aug	exports.aug	logrotate.aug	puppet.aug	sudoers.aug
aptpreferences.aug	fstab.aug	monit.aug	rsyncd.aug	sysctl.aug
aptsources.aug	gdm.aug	ntp.aug	samba.aug	util.aug
bbhosts.aug	group.aug	openvpn.aug	services.aug	vsftpd.aug
crontab.aug	grub.aug	pam.aug	shellvars.aug	webmin.aug
darkice.aug	hosts.aug	passwd.aug	slapd.aug	xinetd.aug
dhclient.aug	inifile.aug	php.aug	soma.aug	xorg.aug
dnsmasq.aug	inittab.aug	phpvars.aug	spacevars.aug	yum.aug
dpkg.aug	interfaces.aug	postfix_main.aug	squid.aug	
dput.aug	limits.aug	postfix_master.aug	sshd.aug	

Also used in

- Puppet – declarative configuration management tool
- Show – SQL-like queries on the filesystem
- Netcf – a network configuration library

Ongoing Work

Security Views

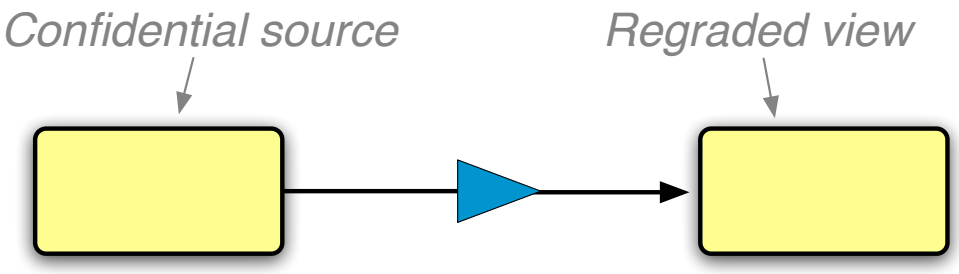

Updatable Security Views

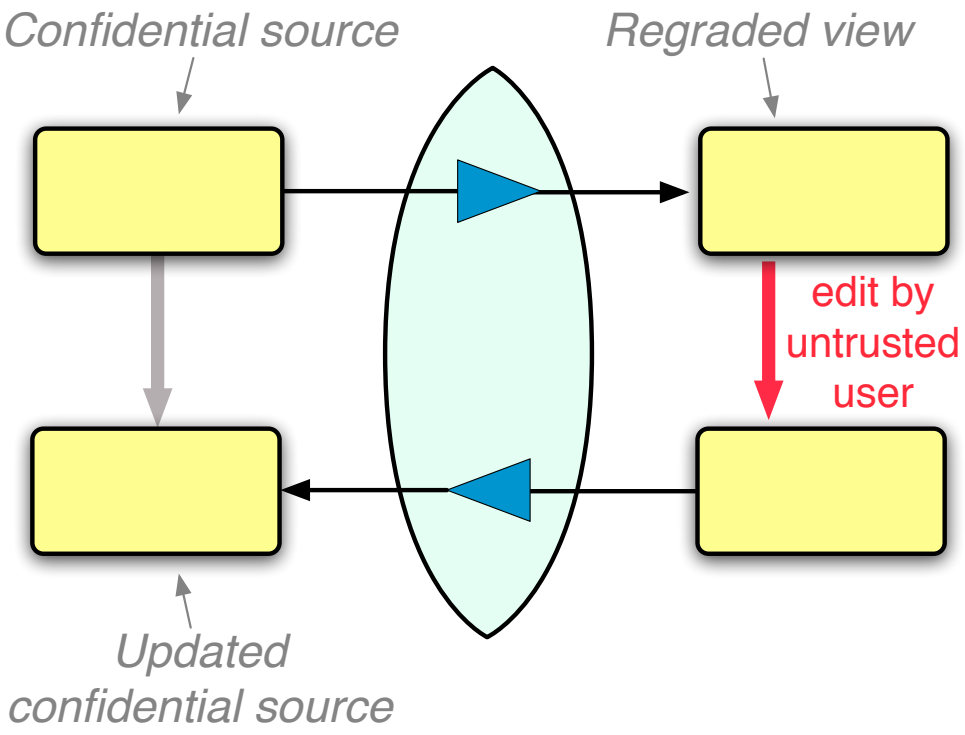

[Foster, Pierce, Zdancewic CSF '09]

Requirements for Updatable Security Views

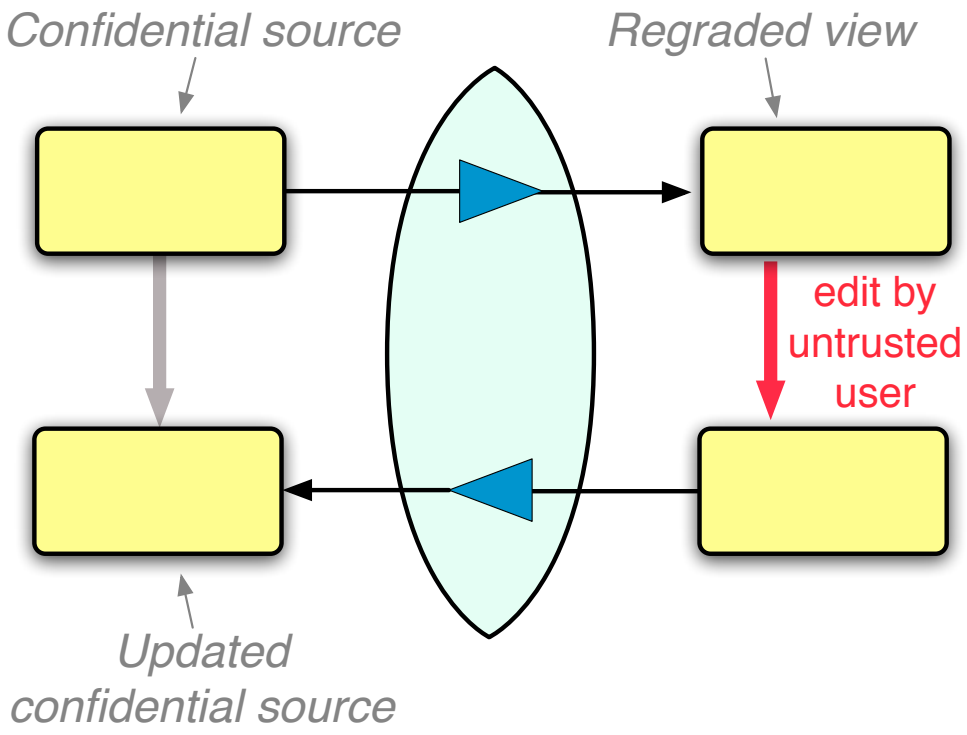

[Foster, Pierce, Zdancewic CSF '09]

1. Confidentiality: **get** does not leak secret data
2. Integrity: **put** does not taint endorsed data

Non-interference

Requirements can be formulated as non-interference properties.

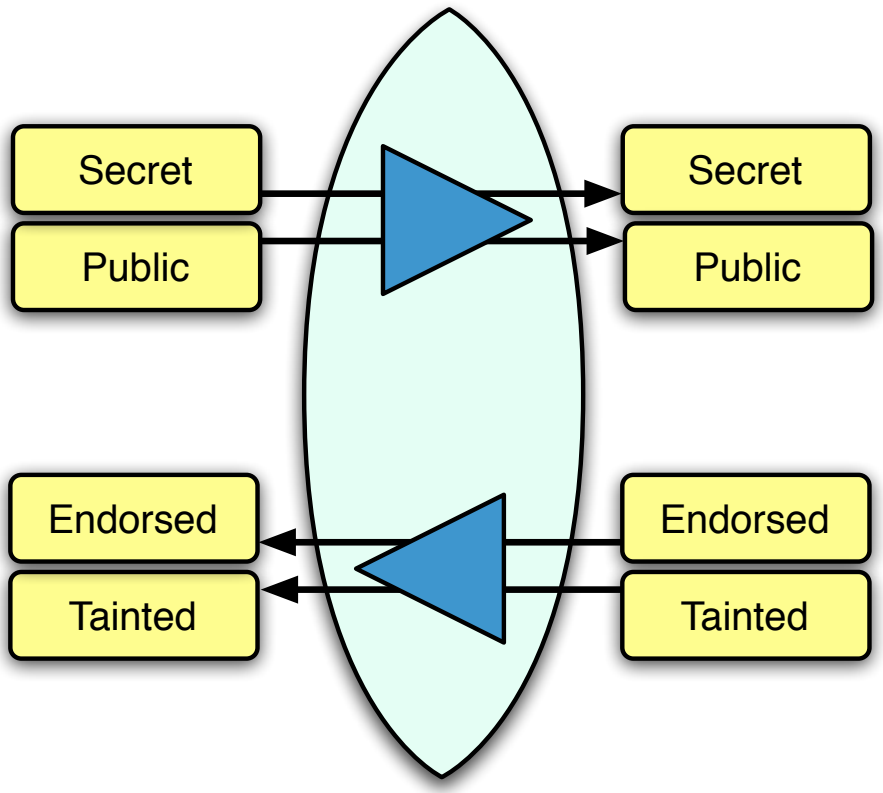

Non-interference

Requirements can be formulated as non-interference properties.

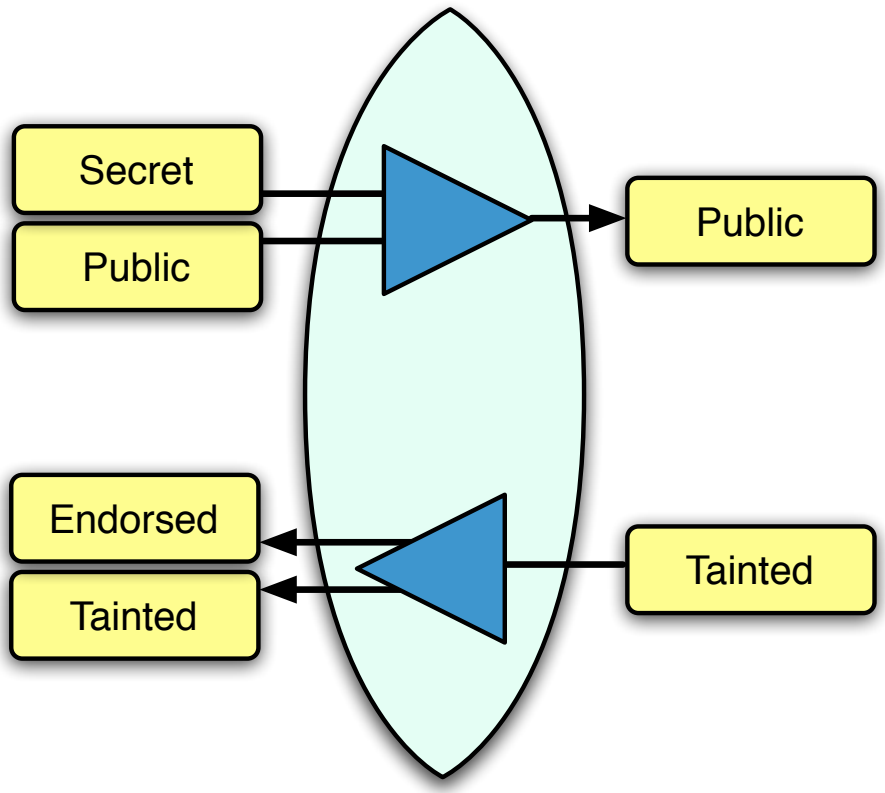

Secure Lenses

To distinguish high and low-security data we use equivalences

- $\sim_k$ — "agree on *k*-public data"
- $\approx_k$ — "agree on *k*-endorsed data"

Secure Lenses

To distinguish high and low-security data we use equivalences

- $\sim_k$ — "agree on k-public data"
- $\approx_k$ — "agree on k-endorsed data"

described using annotated regular expressions.

$$\mathcal{R} ::= \emptyset \mid u \mid \mathcal{R}\cdot\mathcal{R} \mid \mathcal{R}|\mathcal{R} \mid \mathcal{R}^* \mid \mathcal{R}:k$$

Secure Lenses

To distinguish high and low-security data we use equivalences

- $\sim_k$ — "agree on k-public data"
- $\approx_k$ — "agree on k-endorsed data"

described using annotated regular expressions.

$$\mathcal{R} ::= \emptyset \mid u \mid \mathcal{R}\cdot\mathcal{R} \mid \mathcal{R}|\mathcal{R} \mid \mathcal{R}^* \mid \mathcal{R}:k$$

A secure lens obeys refined laws:

$$\frac{s \sim_k s'}{l.\mathbf{get}\ s \sim_k l.\mathbf{get}\ s'} \qquad \text{(GetNoLeak)}$$

$$\frac{v \approx_k (l.\mathbf{get}\ s)}{l.\mathbf{put}\ v\ s \approx_k s} \qquad \text{(GetPut)}$$

(See paper for a dynamic approach to integrity tracking.)