

Traps, Exceptions, System Calls, & Privileged Mode

Hakim Weatherspoon

CS 3410, Spring 2011

Computer Science

Cornell University

Operating Systems

manager (+ protector)
of resources

Control Transfers

Control Transfers to OS

Case 1: Program invokes OS

- eg: `sbrk()`, `mmap()`, `sleep()`
- Like a function call: invoke, do stuff, return results

Attempt #1: OS as a library

- Just a function call: JAL `sbrk`
- Standard calling conventions

VM Hardware/Software Boundary

Virtual to physical address translation

Hardware (typical):

- Traverse PageTables on TLB miss, install TLB entries
- Update dirty bit in PTE when evicting
- Flush when PTBR changes

Software (typical):

- Decide when to do context switches, update PTBR
- Decide when to add, remove, modify PTEs and PDEs
 - and invoke MMU to invalidate TLB entries
- Handle page faults: swap to/from disk, kill processes

Need trusted to have control to exclusive access

Hardware (minimal):

- Notify OS on TLB miss; software does everything else

Control Transfers

Control Transfers to OS

Case 1: Program invokes OS

- eg: `sbrk()`, `mmap()`, `sleep()`
- Like a function call: invoke, do stuff, return results

~~Case 2: Hardware invokes OS on behalf of program~~

- ~~Page fault, divide by zero, arithmetic overflow, ...~~
- OS takes corrective action; then restarts/kills program

Can CPU simply fake this:

a0 = cause

JAL exception_handler

Attempt #2:

Attempt #2: OS as a library + Exception Handler

Program invokes OS: regular calling convention

HW invokes OS: ^{except} _{Prgrm counter} ^{set Ex H}

- New registers: EPC, Cause, Vector*, ...

- On exception, CPU does...

EPC ← PC

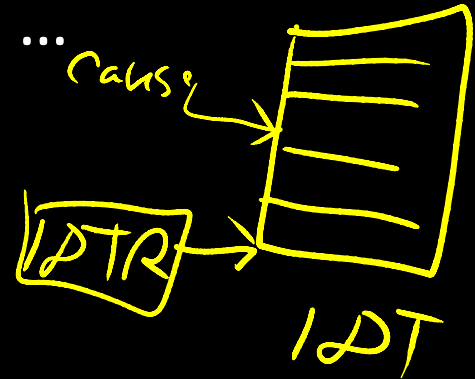
Cause ← error/reason code

PC ← Vector (Ex H)

- Code at Vector does...

take corrective action based on Cause

return to EPC



* x86: via IDTR register and IDT; MIPS used a constant

Sketch of Exception Handler

MIPS exception vector is 0x80000180

→ ktext 0x80000180

EPC has offending PC, Cause has errcode

(step 1) save *everything* but \$k0, \$k1

lui \$k0, 0xB000

0xB000 0000

sw \$1, 0(\$k0)

sw \$2, 4(\$k0)

sw \$3, 8(\$k0)

sw \$4, 12(\$k0)

...

sw \$31, 120(\$k0)

mflo \$1

sw \$1, 124(\$k0)

\$1 ← hp

mfhi \$1

sw \$1, 128(\$k0)

\$1 ← hi

...

- ① upper part of mem
- ② better be mapped
- ③ better be pinned



* approximate

Sketch of Exception Handler

MIPS exception vector is 0x80000180

.ktext 0x80000180


EPC has offending PC, Cause has errcode

(step 1) save *everything* but \$k0, \$k1

(step 2) set up a usable OS context

li \$sp, 0xFFFFFFF00 

li \$fp, 0xFFFFFFFF 

li \$gp, ... 

* approximate

Sketch of Exception Handler

```
# MIPS exception vector is 0x80000180
```

```
.ktext 0x80000180
```

```
# EPC has offending PC, Cause has errcode
```

```
# (step 1) save *everything* but $k0, $k1
```

```
# (step 2) set up a usable OS context
```

```
# (step 3) examine Cause register and take corrective action
```

```
mfc0 $t0, Cause # move-from-coprocessor-0
```

\$t0 = Cause

```
if ($t0 == PAGE_FAULT) {
```

```
mfc0 $a0, BadVAddr # another dedicated register
```

\$a0 = BadVAddr

```
jal kernel_handle_pagefault
```

```
} else if ($t0 == PROTECTION_FAULT) {
```

```
...
```

```
} else if ($t0 == DIV_BY_ZERO) {
```

```
...
```

```
}
```

* approximate

Sketch of Exception Handler

MIPS exception vector is 0x80000180

.ktext 0x80000180

EPC has offending PC, Cause has errcode

(step 1) save *everything* but \$k0, \$k1

(step 2) set up a usable OS context

(step 3) examine Cause register, and take corrective action

(step 4) restore registers and return to where program left off

lui \$k0, 0xB000 *0xB000 0000*

lw \$1, 0(\$k0)

lw \$2, 4(\$k0)

lw \$3, 8(\$k0)

...

lw \$31, 120(\$k0)

... *124(0x0) mthi*
mfc0 \$k1, EPC *128(0x0) mtl0*

jr \$k1

*\$K1 = EPC
JR NOP \$K1*

* approximate 10


Hardware/Software Boundary

Hardware Support:

- registers: EPC, Cause, Vector, BadVAddr, ...
- instructions: mfc0, TLB flush/invalidate, cache flush, ...

Hardware guarantees for **precise exceptions**:

- EPC points at offending instruction
- Earlier instructions are finished
- EPC and later instructions have not started
- Returning to EPC will pick up where we left off



Double Faults, Triple Faults

- EPC points at offending inst
- Earlier inst are finished; EPC and later inst not started
- Returning to EPC will pick up where we left off

What could possibly go wrong?

Exception happens during exception handler...

original EPC and Cause are lost

- Disable exceptions until current exception is resolved?
 - MIPS: Status register has a bit for enable/disable
 - turn exceptions back on just when returning to EPC
 - works for issues that can be (temporarily) ignored
- Use a “double fault” exception handler for rest
 - BSOD – *Blue Screen of Windows*
- And if that faults? Triple fault → instant shutdown

Precise Exceptions

- EPC points at offending inst
- Earlier inst are finished; EPC and later inst not started
- Returning to EPC will pick up where we left off

What could possibly go wrong?

Multiple simultaneous exceptions in pipeline

lw \$4, 0(\$0) # page fault

xxx \$4, \$5, \$5 # illegal instruction

add \$2, \$2, \$3 # overflow

- need stalls to let earlier inst raise exception first
- even worse with speculative / “out-of-order” execution

Precise Exceptions

- EPC points at offending inst
- Earlier inst are finished; EPC and later inst not started
- Returning to EPC will pick up where we left off

What could possibly go wrong?

Exception happened in delay slot

jal prints

lw \$4, 0(\$0) # page fault

...

- need more than just EPC to identify “where we left off”

Precise Exceptions

- EPC points at offending inst
- Earlier inst are finished; EPC and later inst not started
- Returning to EPC will pick up where we left off

What could possibly go wrong?

Instructions with multiple faults or side effects

store-and-update-register

memory-to-memory-copy

memory-fill, x86 “string” prefix, x86 “loop” prefix

- need more than just EPC to identify “where we left off”
- or: try to undo effects that have already happened
- or: have software try to finish the partially finished EPC
- or: all of the above

“The interaction between branch delay slots and exception handling is extremely unpleasant and you'll be happier if you don't think about it.”

– Matt Welch

Attempt #2: Recap

Attempt #2: Recap

Program invokes OS

- regular calling convention

HW invokes OS:

- precise exceptions vector to OS exception handler

Drawbacks?

Attempt #2 is broken

Drawbacks:

- Any program can muck with TLB, PageTables, OS code...
- A program can intercept exceptions of other programs
- OS can crash if program messes up \$sp, \$fp, \$gp, ...

Wrong: Make these instructions and registers available only to “OS Code”

- “OS Code” == any code above 0x80000000
- Program can still JAL into middle of OS functions
- Program can still muck with OS memory, pagetables, ...

Privileged Mode aka Kernel Mode

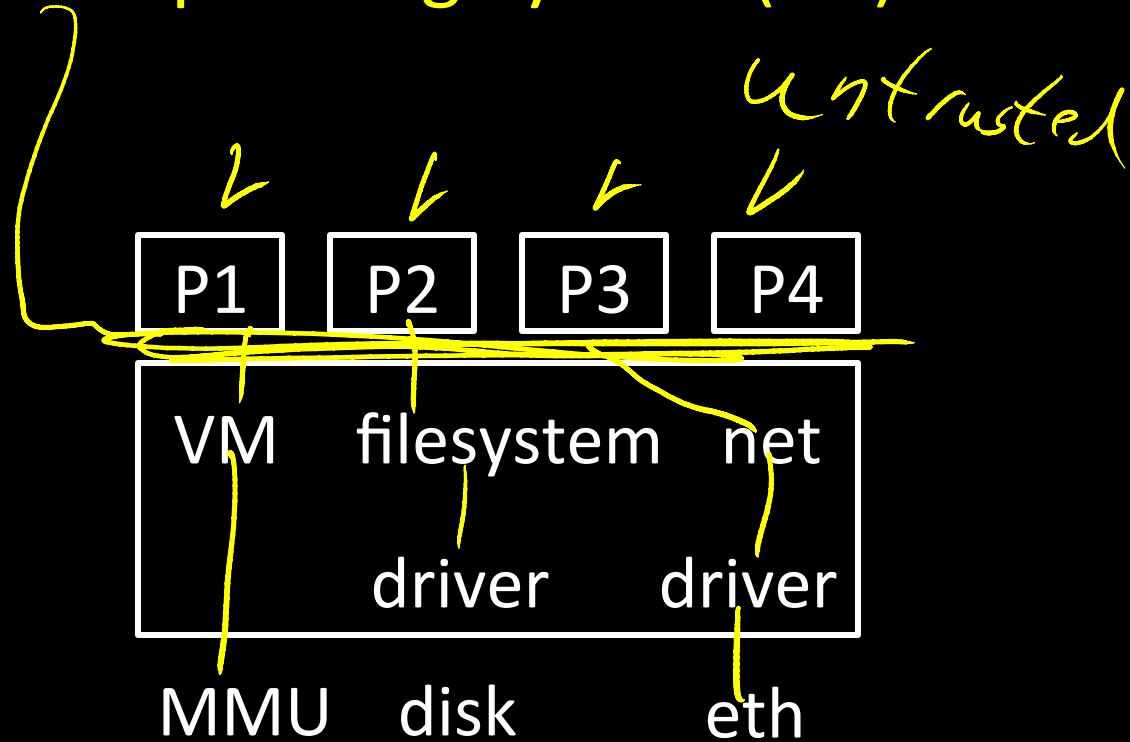
Operating System

Some things not available to untrusted programs:

- Exception registers, HALT instruction, MMU instructions, talk to I/O devices, OS memory, ...

Need trusted mediator: **Operating System (OS)**

- *Safe control transfer*
- *Data isolation*



Privilege Mode

CPU Mode Bit / Privilege Level Status Register

Mode 0 = untrusted = **user domain**

- “Privileged” instructions and registers are disabled by CPU

Mode 1 = trusted = **kernel domain**

- All instructions and registers are enabled

Boot sequence:

- load first sector of disk (containing OS code) to well known address in memory
- Mode \leftarrow 1; PC \leftarrow well known address

trusted
OS takes over...

- initialize devices, MMU, timers, etc.
- loads programs from disk, sets up pagetables, etc.
- Mode \leftarrow 0; PC \leftarrow program entry point

Privilege Mode

CPU Mode Bit / Privilege Level Status Register

Mode 0 = untrusted = **user domain**

- “Privileged” instructions and registers are disabled by CPU

Mode 1 = trusted = **kernel domain**

- All instructions and registers are enabled

Boot sequence:

- load first sector of disk (containing OS code) to well known address in memory
- Mode \leftarrow 1; PC \leftarrow well known address

OS takes over...

- initialize devices, MMU, timers, etc.
- loads programs from disk, sets up pagetables, etc.
- Mode \leftarrow 0; PC \leftarrow program entry point

Terminology

Trap: Any kind of a control transfer to the OS

Syscall: Synchronous (planned), program-to-kernel transfer

- SYSCALL instruction in MIPS (various on x86)

Synchronous

Exception: Asynchronous, program-to-kernel transfer

- exceptional events: div by zero, page fault, page protection err, ...

Interrupt: Asynchronous, device-initiated transfer

- e.g. Network packet arrived, keyboard event, timer ticks

* real mechanisms, but nobody agrees on these terms

Sample System Calls

System call examples:

`putc()`: Print character to screen

- Need to multiplex screen between competing programs

`send()`: Send a packet on the network

- Need to manipulate the internals of a device

`sbrk()`: Allocate a page

- Needs to update page tables & MMU

`sleep()`: put current prog to sleep, wake other

- Need to update page table base register

System Calls

System call: Not just a function call

- Don't let program jump just anywhere in OS code
- OS can't trust program's registers (sp, fp, gp, etc.)

SYSCALL instruction: safe transfer of control to OS

- $\text{Mode} \leftarrow 0$; $\text{Cause} \leftarrow \text{syscall}$; $\text{PC} \leftarrow \text{exception vector}$

MIPS system call convention:

- user program mostly normal (save temps, save ra, ...)
- but: $\$v0 = \text{system call number}$

Invoking System Calls

```
int getc() {  
    asm("addiu $2, $0, 4");  
    asm("syscall");  
}
```

```
char *gets(char *buf) {  
    while (...) {  
        buf[i] = getc();  
    }  
}
```

Libraries and Wrappers

Compilers do not emit SYSCALL instructions

- Compiler doesn't know OS interface

Libraries implement standard API from system API

libc (standard C library):

- `getc()` → `syscall`
- `sbrk()` → `syscall`
- `write()` → `syscall`
- `gets()` → `getc()`
- `printf()` → `write()`
- `malloc()` → `sbrk()`
- ...

Protection Boundaries

user

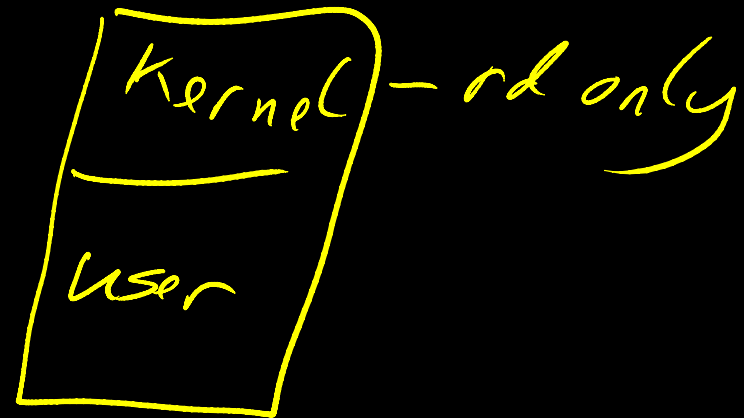
kernel

Where does OS live?

Kernel code and data lives above 0x80000000

In same virtual address space as user process?

- but... user code can modify kernel code and data!



Where does OS live?

Kernel code and data lives above 0x80000000

In its own address space?

- all traps switch to a different address space [expensive]
- prints("hi") syscall is tricky [why?]

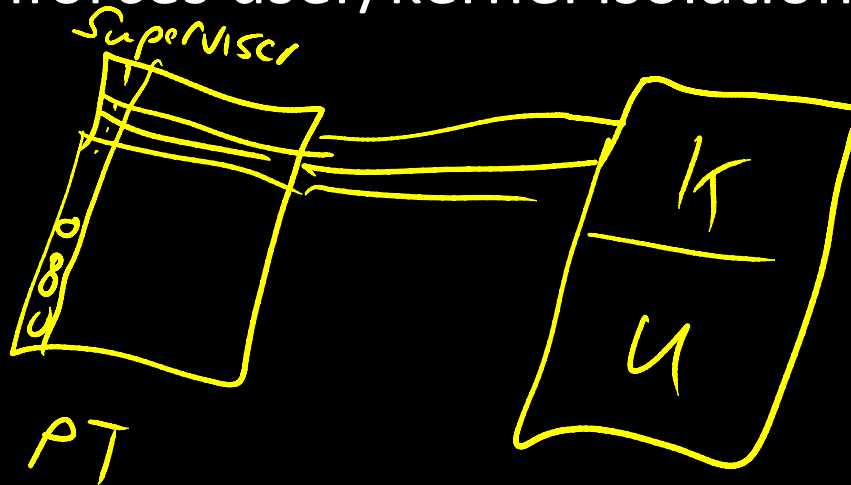


Where does OS live?

Kernel code and data lives above 0x80000000

Solution

- map kernel code/data into all processes at same vaddr
- but use supervisor=1 protection bit on PTEs
- VM hardware enforces user/kernel isolation



Interrupts

asynch

initiate via device

Recap: Traps

- Map kernel into every process using *supervisor* PTEs
- Switch to **kernel mode** on trap, **user mode** on return

Syscall: Synchronous, program-to-kernel transfer

- user does caller-saves, invokes kernel via syscall
- kernel handles request, puts result in v0, and returns

Exception: ~~Asynchronous~~ ^{Synchronous}, program-to-kernel transfer

- user div/load/store/... faults, CPU invokes kernel
- kernel saves everything, handles fault, restores, and returns

Interrupt: Aysnchronous, device-initiated transfer

- e.g. Network packet arrived, keyboard event, timer ticks
- kernel saves everything, handles event, restores, and returns

Example: Clock Interrupt

Example: Clock Interrupt*

- Every N cycles, CPU causes exception with Cause = CLOCK_TICK
- OS can select N to get e.g. 1000 TICKs per second

```
.ktext 0x80000180
```

```
# (step 1) save *everything* but $k0, $k1 to 0xB0000000
```

```
# (step 2) set up a usable OS context
```

```
# (step 3) examine Cause register, take action
```

```
if (Cause == PAGE_FAULT) handle_pfault(BadVaddr)
```

```
else if (Cause == SYSCALL) dispatch_syscall($v0)
```

```
else if (Cause == CLOCK_TICK) schedule()
```

```
# (step 4) restore registers and return to where program left off
```

* not the CPU clock, but a programmable timer clock

Scheduler

```
struct regs context[];
int ptbr[];
schedule() {
    i = current_process;
    j = pick_some_process();
    if (i != j) {
        current_process = j;
        memcpy(context[i], 0xB0000000);
        memcpy(0xB0000000, context[j]);
        asm("mtc0 Context, ptbr[j]");
    }
}
```

Syscall vs. Interrupt

Syscall vs. Exceptions vs. Interrupts

Same mechanisms, but...

Syscall saves and restores much less state

Others save and restore full processor state

Interrupt arrival is unrelated to user code