

CS/ENGRD 2110

SPRING 2018

Lecture 7: Interfaces and Abstract Classes
<http://courses.cs.cornell.edu/cs2110>

St Valentine's Day!

2

It's Valentines Day, and so fine!
Good wishes to you I consign.*
But since you're my students,
I have to show prudence.
I won't call you my Valentine.

Today is Valentine's Day. According to Wikipedia, it originated as a day honoring two saints named Valentinus, but around the years 1000..1250 it became associated with a tradition of courtly love. The day first became associated with romantic love within Geoffrey Chaucer's circle in the 14th century. Later, in 18th century England, it evolved into what it is today: an occasion in which lovers express their love for each other by presenting flowers, confectionery, greeting cards, or whatever.

To ask you all to "be my Valentine" wouldn't be prudent. It might cause us problems, given our teacher-student relationship. But I *can* and *do* wish you a happy day. And I and the CS2110 will continue to serve you, attempting to give you the best course possible. gries

*consign: commit forever, commit irrevocably.

Announcements

3

A2 is due tonight (15 February)

Get started on A3 – a method every other day. You have two weeks.

A3 asks you to learn about an interesting data structure, **the linked list**, by reading on your own.

Don't be concerned with applications of the linked list. You'll see many uses of linked lists in the rest of the course!

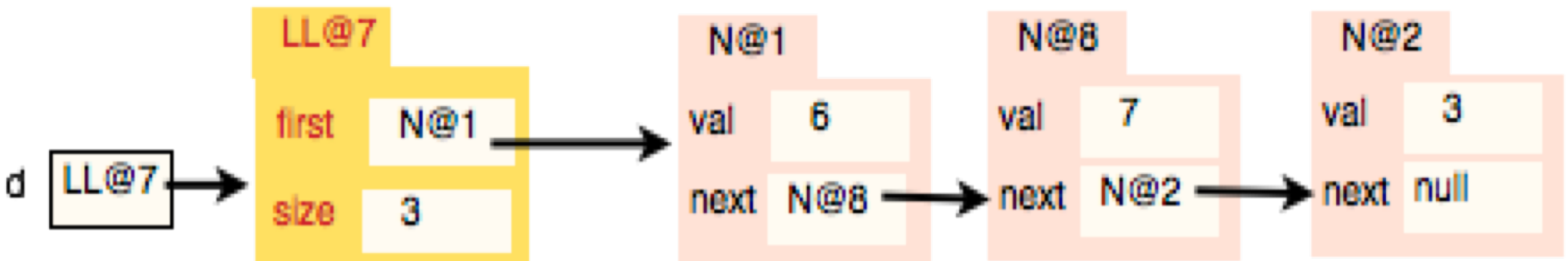
About A3. linked list data structure

4

This is a linked list containing the list of integers (6, 7, 3).

header, containing size of list and pointer to first node

Each node (N@1, N@8, N@2) contains a value of the list and a pointer to next node (null if none)



Why use linked list? Can insert a value at beginning of list with just a few instructions ---constant time

A3 introduces **generics**

5

Generic programming: a style of computer programming in which algorithms are written in terms of types to be specified later, which are then instantiated when needed for specific types .

A3 introduces generics

6

```
/** An instance maintains a set of some max size. */
```

```
public class TimeSet <E> { // E is a type parameter
    private Entry[] s; // The set elements are in s[0..n-1]
    private int n; // size of set.
```

new TimeSet(10)

This set can contain any values, e.g. {6, “xy”, 5.2, ‘a’}

new TimeSet<String>(10)

This set can contain only Strings, e.g. {“xy”, “a”}

```
}
```

A3 introduces **generics**

7

```
/** An instance maintains a set of some max size. */
```

```
public class TimeSet <E> { // E is a type parameter
```

```
    private Entry[] s; // The set elements are in s[0..n-1]
```

```
    private int n; // size of set.
```

```
}
```

A3 introduces inner classes

8

```
/** An instance represents a linked list ... */
```

```
public class TimeSet<E> { // E is a type parameter
    private Node first; // first node of list (null if size 0)
    private int size; // Number of values.
```

```
/** An instance holds an E element. */
```

```
private class Entry {
    private E val; // the element of type E
    private long t; // the time at which entry was created.
```

Note how type parameter E is used


```
}
```

```
new TimeSet<String> // E will be String
```


A Little Geometry!


9

(x, y)



Position of a rectangle in the plane is given by its upper-left corner

(x, y)

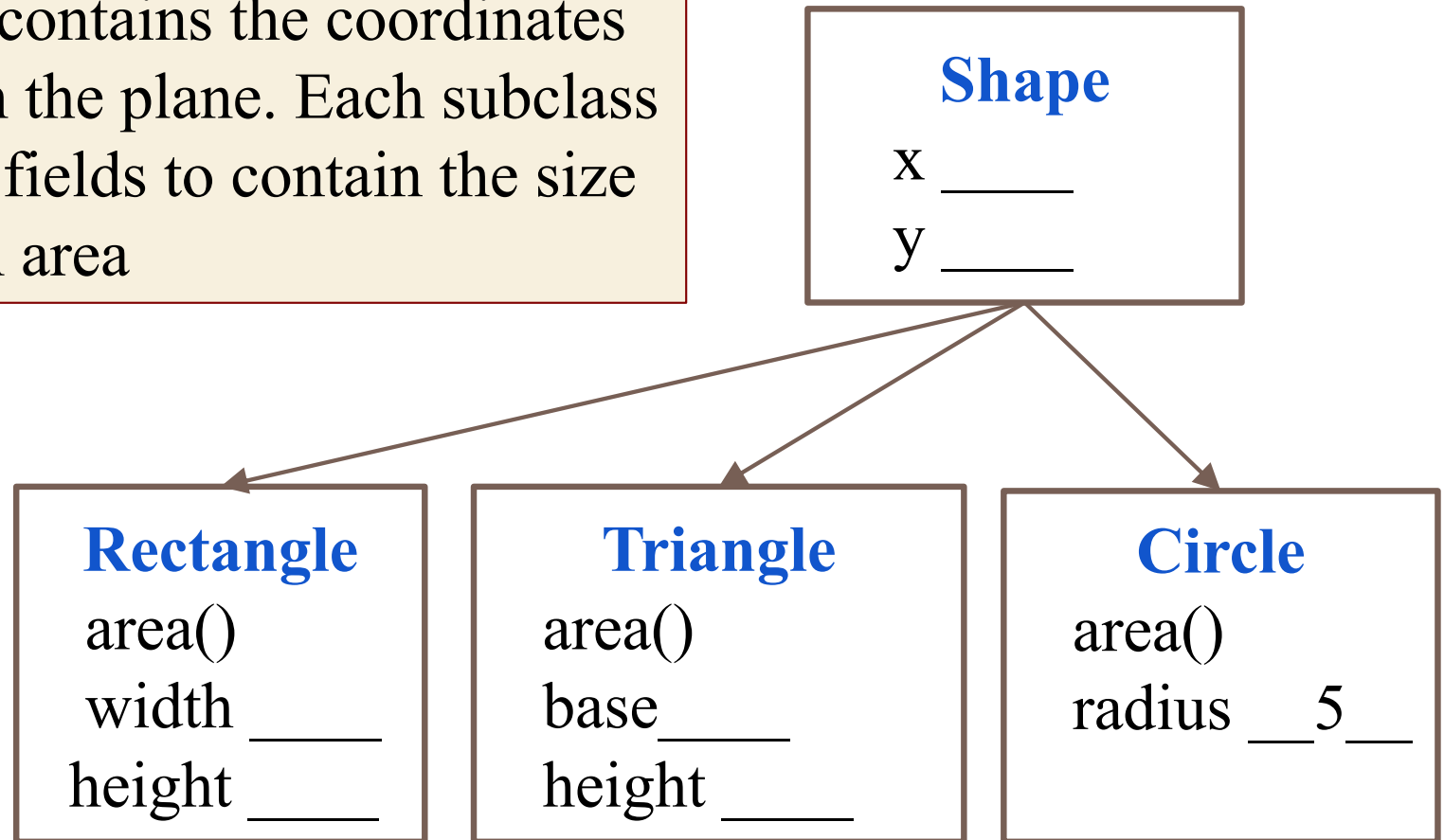


Position of a circle in the plane is given by the upper-left corner of its bounding box

A Little Geometry!

class Shape contains the coordinates of a shape in the plane. Each subclass declares the fields to contain the size and function area

Write variables as lines instead of boxes



Problem: Don't like creation of Shape objects

Abstract Classes

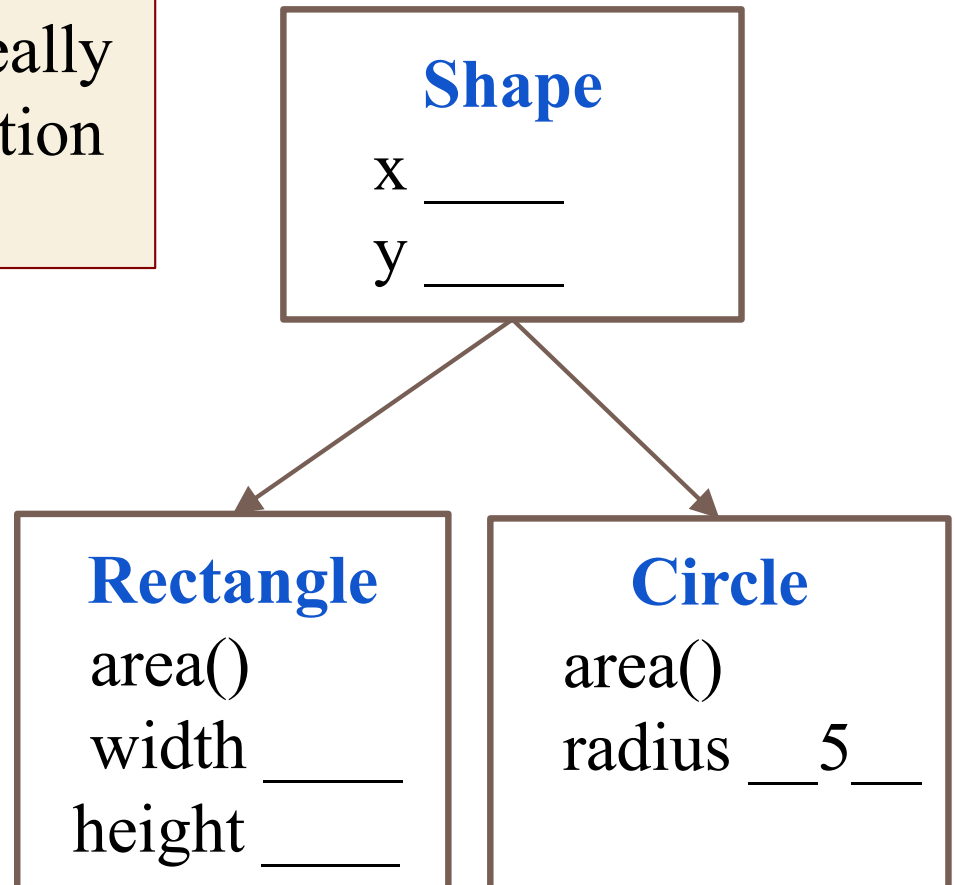
PROBLEM

Since an object of Shape is not really a shape, don't want to allow creation of objects of class Shape!

Solution

```
public abstract class Shape {  
    ...  
}
```

Syntactic rule: if a class C is abstract, the new-expression `new C(...)` cannot be used!



Attempt at writing function sumAreas

```
/** Return sum of areas of shapes in s */  
public static double sumAreas(Shape[] s) {  
    double sum= 0;  
    for (int k= 0; k < s.length; k= k+1)  
        sum= sum + s[k].area();  
    return sum;  
}
```

**compile-time reference rule:
s[k].area illegal, won't compile.**

Problem:

Don't want to check type of s[k] and cast down.

A Partial Solution:

Add method area to class Shape:

```
public double area() {  
    return 0;  
}
```

Problem: a subclass might forget to override area().

Good solution:

In **abstract** class Shape, to require all subclasses to override function area, make it abstract:

```
public abstract class Shape {  
    ...  
    /** Return the area of this shape */  
    public abstract double area() ;  
}
```

Syntax:

If a method has keyword **abstract** in its declaration, use a semicolon instead of a method body

Abstract Summary

1. To make it impossible to create an instance of a class C, make C abstract:

```
public abstract C { ... }
```

Syntax: the program cannot be compiled if C is abstract and there is a new-expression `new C(...)`

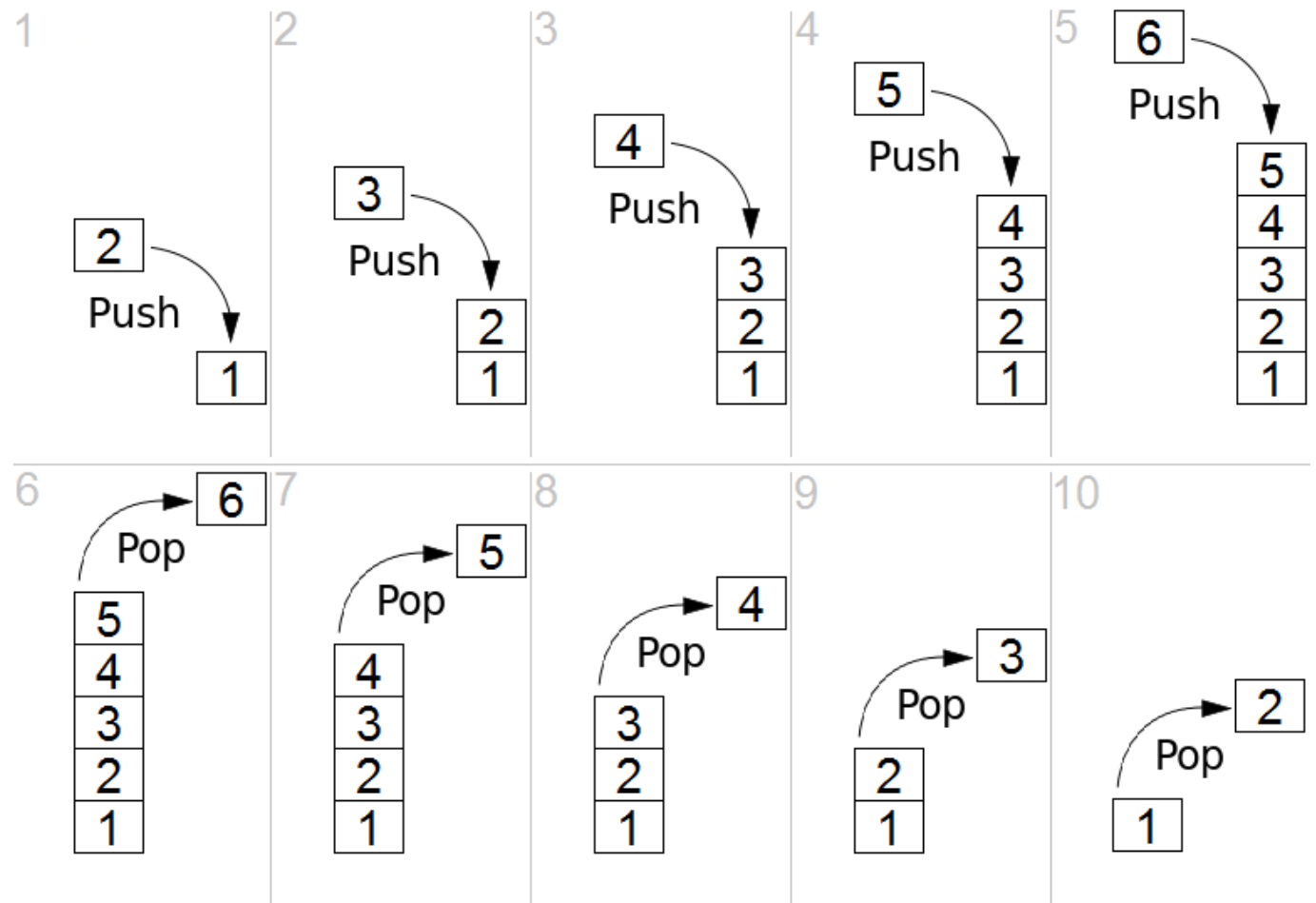
2. In an abstract class, to require each subclass to override method `m(...)`, make `m` abstract:

```
public abstract int m(...);
```

Syntax: the program cannot be compiled if a subclass of an abstract class does not override an abstract method.

Abstract class used to “define” a type (abstract data type — ADT)

Stack: implementation of a list that allows (only)
pushes and pops



From wikipedia

Abstract class used to “define” a type (abstract data type — ADT)

Type: set of values together with operations on them

Suppose we want to define type Stack (of ints). It’s operations are:

`isEmpty()` --return true iff the stack is empty
`push(k)` --push integer k onto the Stack
`pop()` --pop the top stack element

Naturally, need specifications

```
public abstract class Stack {  
    public abstract boolean isEmpty();  
    public abstract void push(int k);  
    public abstract int pop();  
}
```

This defines an ADT. We have the syntax of operations. Javadoc comments will describe values and operations

Example of subclasses of Stack

```
public abstract class Stack {  
    public abstract boolean isEmpty();  
    public abstract void push(int k);  
    public abstract int pop();  
}
```

```
public class ArrayStack extends Stack {  
    private int n; // stack elements are in  
    private int[] b; // b[0..n-1]. b[0] is bottom  
  
    /** Constructor: An empty stack of max size s. */  
    public ArrayStack(int s) {b= new int[s];}  
  
    public boolean isEmpty() {return n == 0;}  
  
    public void push(int v) { b[n]= v; n= n+1;}  
  
    public int pop() {n= n-1; return b[n]; }  
}
```

Missing
lots of
tests for
errors!
Missing
specs!

Example of subclasses of Stack

```
public abstract class Stack {  
    public abstract boolean isEmpty();  
    public abstract void push(int k);  
    public abstract int pop();  
}
```

```
public class LinkedListStack extends Stack {  
    private int n; // number of elements in stack  
    private Node first; // top node on stack  
  
    /** Constructor: An empty stack */  
    public LinkedListStack() {}  
  
    public boolean isEmpty() {return n == 0;}  
  
    public void push(int v) { prepend v to list }  
  
    public int pop() { ... }  
}
```

Missing
lots of
tests for
errors!
Missing
specs!

Flexibility!

```
public abstract class Stack { ... }
```

```
public class LinkedListStack extends Stack { ... }
```

```
public class ArrayStack extends Stack { ... }
```

*/** A class that needs a stack */*

```
public class C {  
    Stack st= new ArrayStack(20);  
    ...
```

Store the
ptr in a
variable of
type Stack!

```
    public void m() {  
        ...  
        st.push(5);  
        ...  
    }  
}
```

Choose an array
implementation,
max of 20
values

Use only methods
available in abstract
class Stack

Flexibility!

```
public abstract class Stack { ... }
```

```
public class LinkedListStack extends Stack { ... }
```

```
public class ArrayStack extends Stack { ... }
```

/** A class that needs a stack */

```
public class C {  
    Stack st= new ArrayStack(20); LinkedListStack();  
    ...  
    public void m() {  
        ...  
        st.push(5);  
        ...  
    }  
}
```

Want to use a linked list instead of an array? Just change the new-expression!

Interfaces

An interface is like an abstract class **all of whose components are public abstract methods**. Just have a different syntax

We don't tell you immediately WHY Java has this feature, this construct. First let us define the interface and see how it is used. The why will become clear as more and more examples are shown.

(an interface **can** have a few other kinds of components, but they are limited. For now, it is easiest to introduce the interface by assuming it can have only public abstract methods and nothing else. Go with that for now!)

Interfaces

An interface is like an abstract class all of whose components are public abstract methods. Just have a different syntax

```
public abstract class Stack {  
    public abstract boolean isEmpty();  
    public abstract void push(int k);  
    public abstract int pop();  
}
```

Here is an abstract class. Contains only public abstract methods

```
public interface Stack {  
    public abstract boolean isEmpty();  
    public abstract void push(int k);  
    public abstract int pop();  
}
```

Here is how we declare it as an interface

Interfaces

```
public abstract class Stack {  
    public abstract boolean isEmpty();  
    public abstract void push(int k);  
    public abstract int pop();  
}
```

```
public interface Stack {  
    boolean isEmpty();  
    void push(int k);  
    int pop();  
}
```

Since methods have to be public and abstract, we can leave off those keywords.

Extend a class

```
class StackArray  
    extends Stack {  
    ...  
}
```

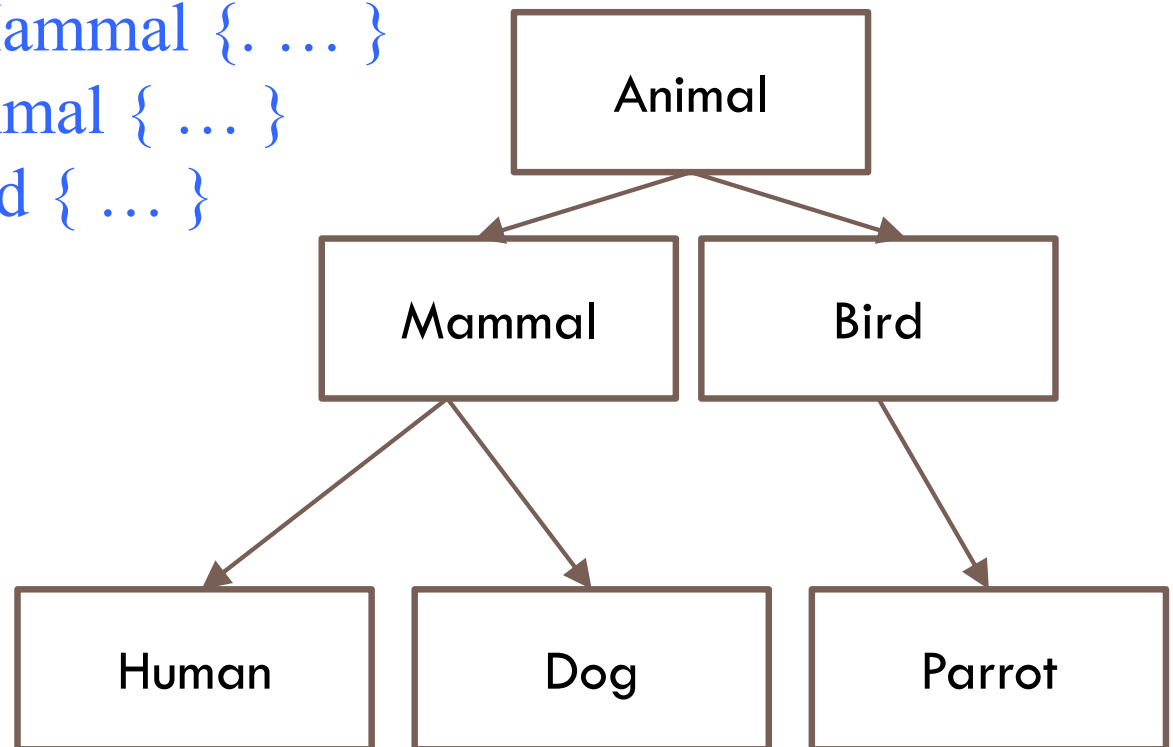
Implement an interface

```
class StackArray  
    implements Stack {  
    ...  
}
```


A start at understanding use of interfaces

Have this class hierarchy:

```
class Animal { ... }  
class Mammal extends Animal { ... }  
class Bird extends Animal { ... }  
class Human extends Mammal { ... }  
class Dog extends Mammal { ... }  
class Parrot extends Bird { ... }
```



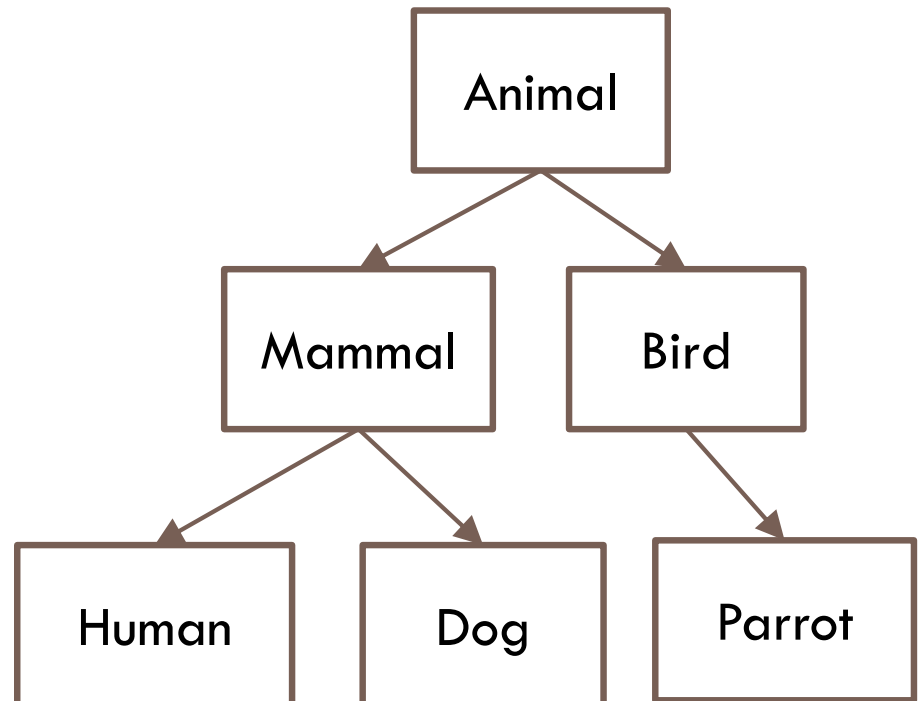
A start at understanding use of interfaces

Humans and Parrots can whistle. Other Animals cannot.

“listenTo” is given as a whistling method:

```
public void listenTo(String w) { System.out.println(w); }
```

We need a way of indicating that classes Human and Parrot have this method `listenTo`



A start at understanding use of interfaces

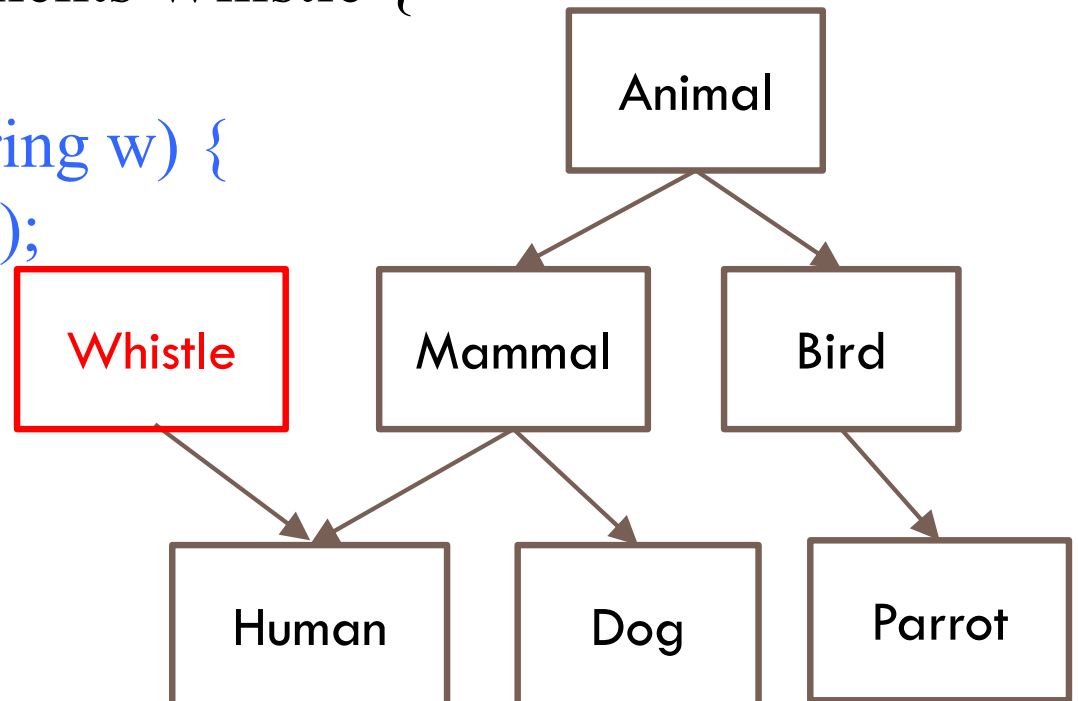
```
public interface Whistle {  
    void listenTo(String w) ;  
}
```

```
public class Human extends Mammal  
    implements Whistle {
```

...

```
    public void listenTo(String w) {  
        System.out.println(w);  
    }  
}
```

(similarly for Parrot)




Here's what an object of class Human looks like

```
public interface Whistle { void listenTo(String w) ; }
```

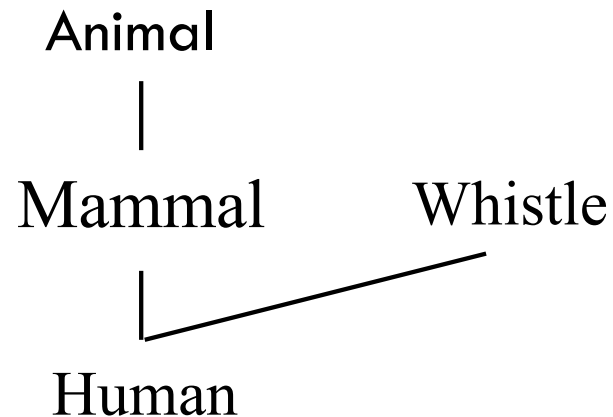
```
public class Human extends Mammal implements Whistle {  
    ...  
    public void listenTo(String w) { ... }  
}
```

Usual drawing of object



Draw it this way

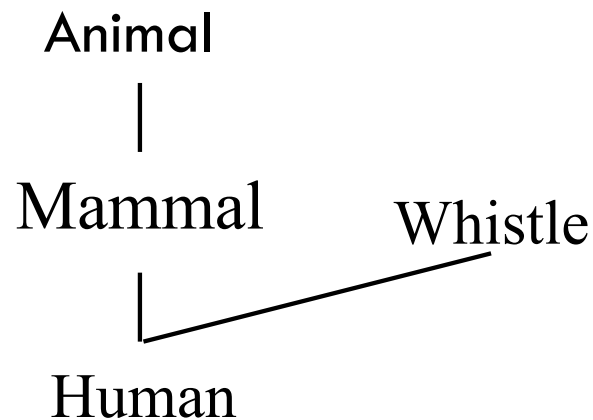
Add interface dimension



Here's what an object of class Human looks like

```
public interface Whistle { void listenTo(String w) ; }
```

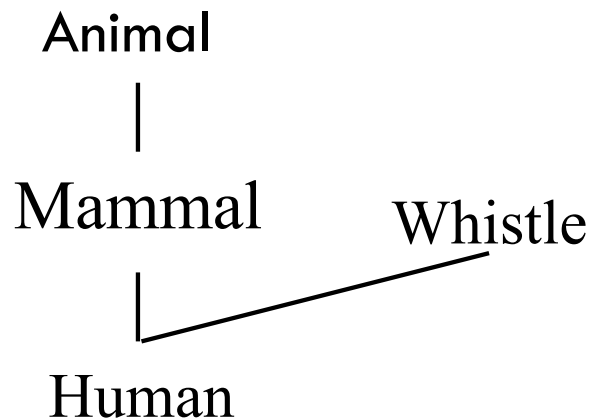
```
public class Human extends Mammal implements Whistle {  
    ...  
    public void listenTo(String w) { ... }  
}
```



A dimension for each class
that is extended and interface
that is implemented

Here's what an object of class Human looks like

```
Human h= new Human();  
Object ob= h;  
Animal a= (Animal) ob;  
Mammal m= h;  
Whistle w= h;
```



h, ob, a, m, and w all point to the same object.

The object can be (and is) cast to any “partition” in it: h, ob, a, m, and w.

Upward casts: can be implicit; inserted by Java
Downward casts: must be explicit

A real use of interface: sorting

Consider an array of Shapes: want to sort by increasing area

Consider an array of ints: want to sort them in increasing order

Consider an array of Dates: want to put in chronological order

We don't want to write three different sorting procedures!

The sorting procedure should be the same in all cases. **What differs is how elements of the array are compared.**

So, write ONE sort procedure, tell it the function to be used to compare elements. To do that, we will use an interface.

Interface Comparable<T>

Package java.lang contains this interface

```
public interface Comparable<T> {  
    /** = a negative integer if this object < c,  
        = 0 if this object = c,  
        = a positive integer if this object > c.  
        Throw a ClassCastException if c can't  
            be cast to the class of this object. */  
    int compareTo(T c);  
}
```


Real example: Comparable<T>

We implement Comparable<T> in class Shape

```
public abstract class Shape implements Comparable<Shape> {  
    ...  
    /** Return the area of this shape */  
    public abstract double area() ;  
  
    /** Return negative number, 0, or a positive number  
        depending on whether this are is <, =, or > c's area */  
    public int compareTo(Shape c) {  
        double diff= area() - c.area();  
        return diff == 0 ? 0 : (diff < 0 ? -1 : 1);  
    }  
}
```

Arrays.sort has this method.

```
/** Sort array b. Elements of b must implement  
interface Comparable<T>. Its method compareTo is  
used to determine ordering of elements of b. */  
Arrays.sort(Object[] b)
```

Shape implements Comparable, so we can write

```
// Store an array of values in shapes
```

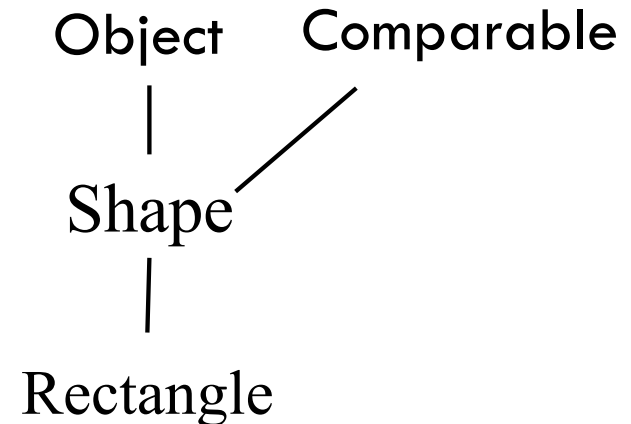
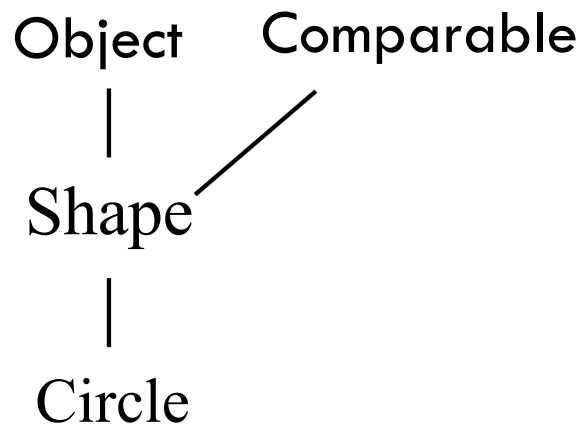
```
Shape[] shapes= ...; ...
```

```
Arrays.sort(shapes);
```

What an object of subclasses look like

```
public abstract class Shape implements Comparable<Shape>{ ... }  
public class Circle extends Shape { ... }  
public class Rectangle extends Shape { ... }
```

When sort procedure is comparing elements of a Shape array, each element is a Shape. Sort procedure views it from Comparable perspective!



Abstract Classes vs. Interfaces

- Abstract class represents something
- Share common code between subclasses
- Interface is what something can do. Defines an “abstract data type”
- A contract to fulfill
- Software engineering purpose

Similarities:

- Can't instantiate
- Must implement abstract methods
- Later we'll use interfaces to define “abstract data types”
 - (e.g. List, Set, Stack, Queue, etc)