

- Previous Lecture (and lab):
 - Variables & assignment
 - Built-in functions
 - Input & output
 - Good programming style (meaningful variable names; use comments)

- Today's Lecture:
 - Branching (conditional statements)

Announcements:

- Discussion this week **in computer lab Upson B7**
- Project 1 (P1) due Thurs, 9/4, at 11pm
- **Pay attention to Academic Integrity**
- You can see any TA for help, not just your discussion TA
- **Matlab consultants at ACCEL Green Rm (Carpenter Hall 2nd fl. computing facility) 5-10pm Sunday to Thursday**
- Just added CS1112? Tell your discussion TA to add you in CS1112 CMS (and tell CS1110 to drop you from their CMS)
- **Answer “Week 1 survey” in CMS**
- Piazza – “Q & A system” for all students in CS1112. Use it for clarification only—do not ask (answer) homework questions and do not give hints on homework. Will be monitored by TAs. Available later today.

Quick review

- Variable
 - A named memory space to store a value
- Assignment operator: =
 - Let x be a variable that has a value. To give variable y the same value as x , which statement below should you write?

$x = y$

or

$y = x$

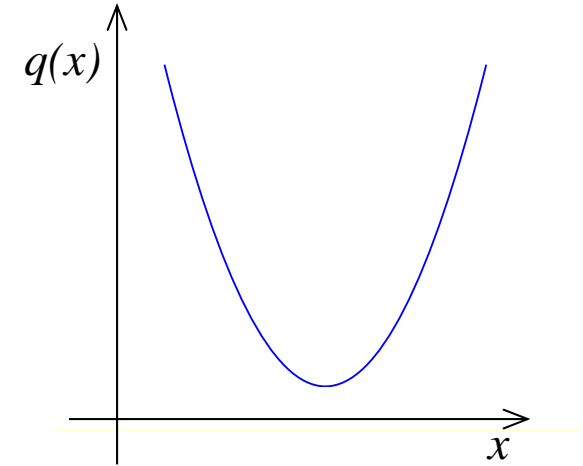
- Script (program)
 - A sequence of statements saved in an m-file
- ; (semi-colon)
 - Suppresses printing of the result of assignment statement

- So far, all the statements in our scripts are executed in order
- We do not have a way to specify that some statements should be executed only under some condition
- We need a new language construct...

Consider the quadratic function

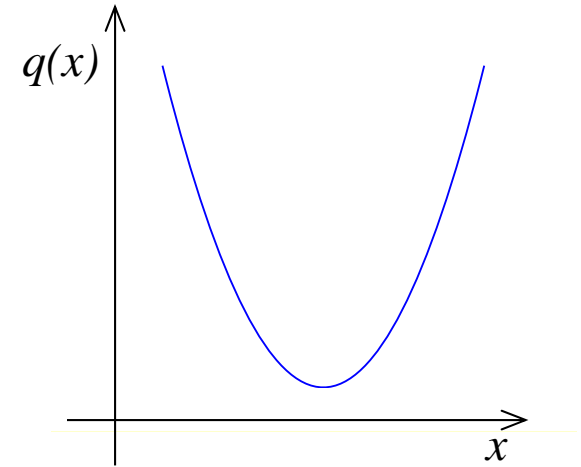
$$q(x) = x^2 + bx + c$$

on the interval $[L, R]$:



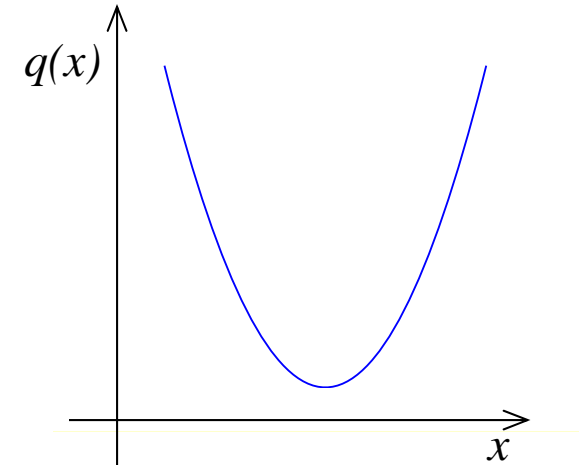
- Is the function strictly increasing in $[L, R]$?
- Which is **smaller**, $q(L)$ or $q(R)$?
- What is the **minimum value** of $q(x)$ in $[L, R]$?

- What are the critical points?



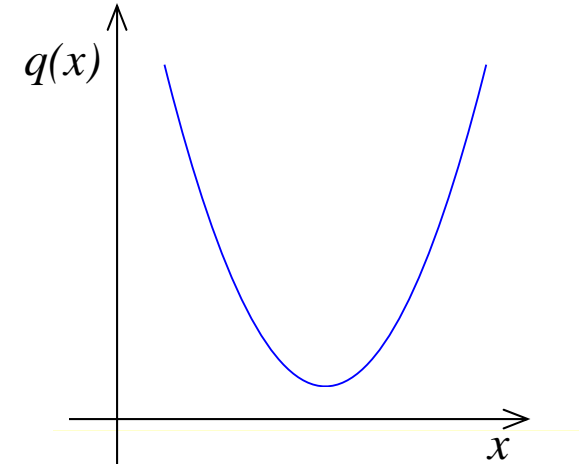
■ What are the critical points?

- End points: $x = L$, $x = R$
- $\{ x \mid q'(x) = 0 \}$



■ What are the critical points?

- End points: $x = L$, $x = R$
- $\{ x \mid q'(x) = 0 \}$



$$q(x) = x^2 + bx + c$$

$$q'(x) = 2x + b$$

$$q'(x_c) = 0 \Rightarrow x_c = -\frac{b}{2}$$

Problem 1

Write a code fragment that prints “yes” if $q(x)$ increases across the interval and “no” if it does not.

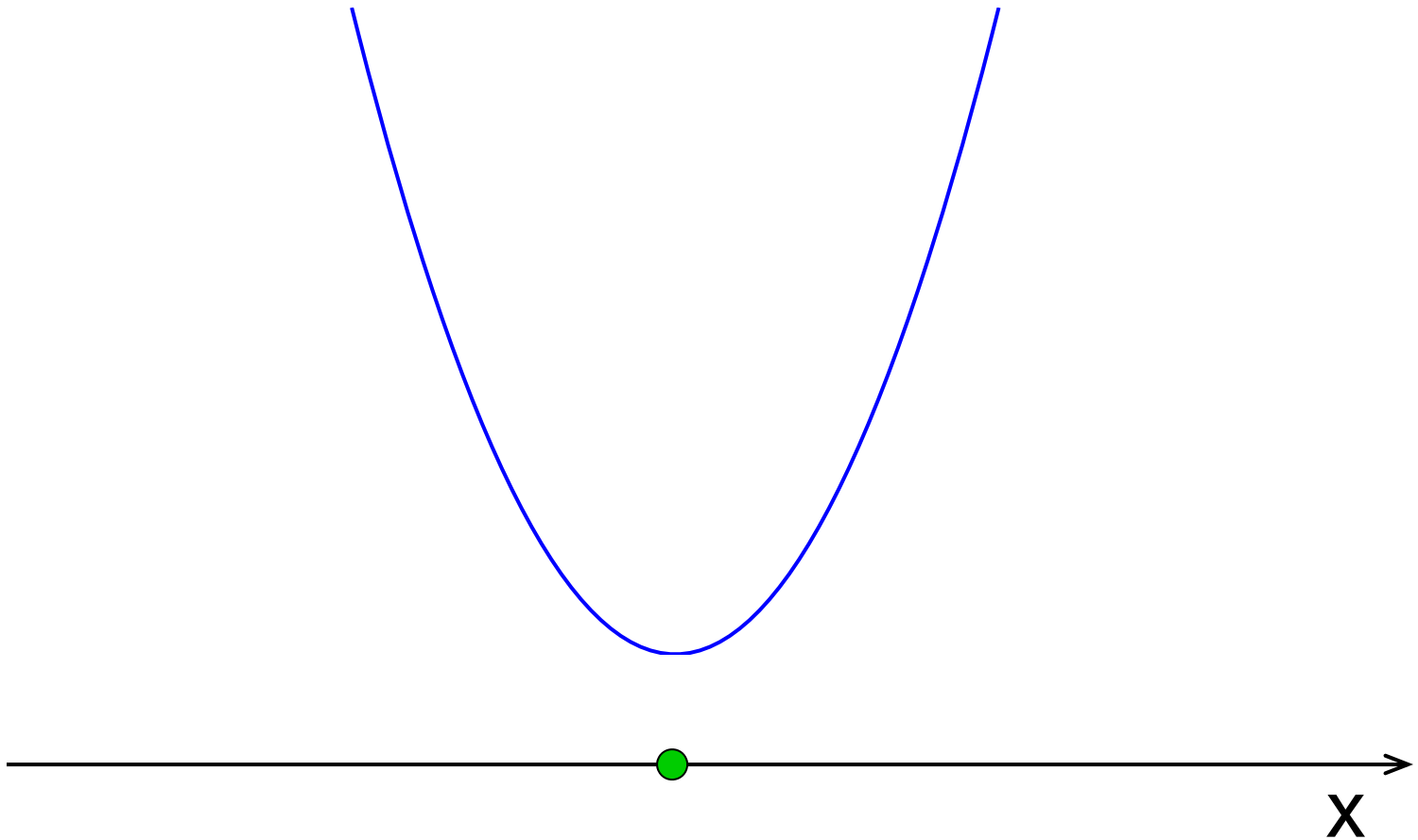
```
% Quadratic  $q(x) = x^2 + bx + c$   
b = input('Enter b: ');  
c = input('Enter c: ');  
L = input('Enter L: ');  
R = input('Enter R: ');
```

```
% Determine whether  $q$  increases  
% across  $[L,R]$   
xc = -b/2;
```

The Situation

$$q(x) = x^2 + bx + c$$

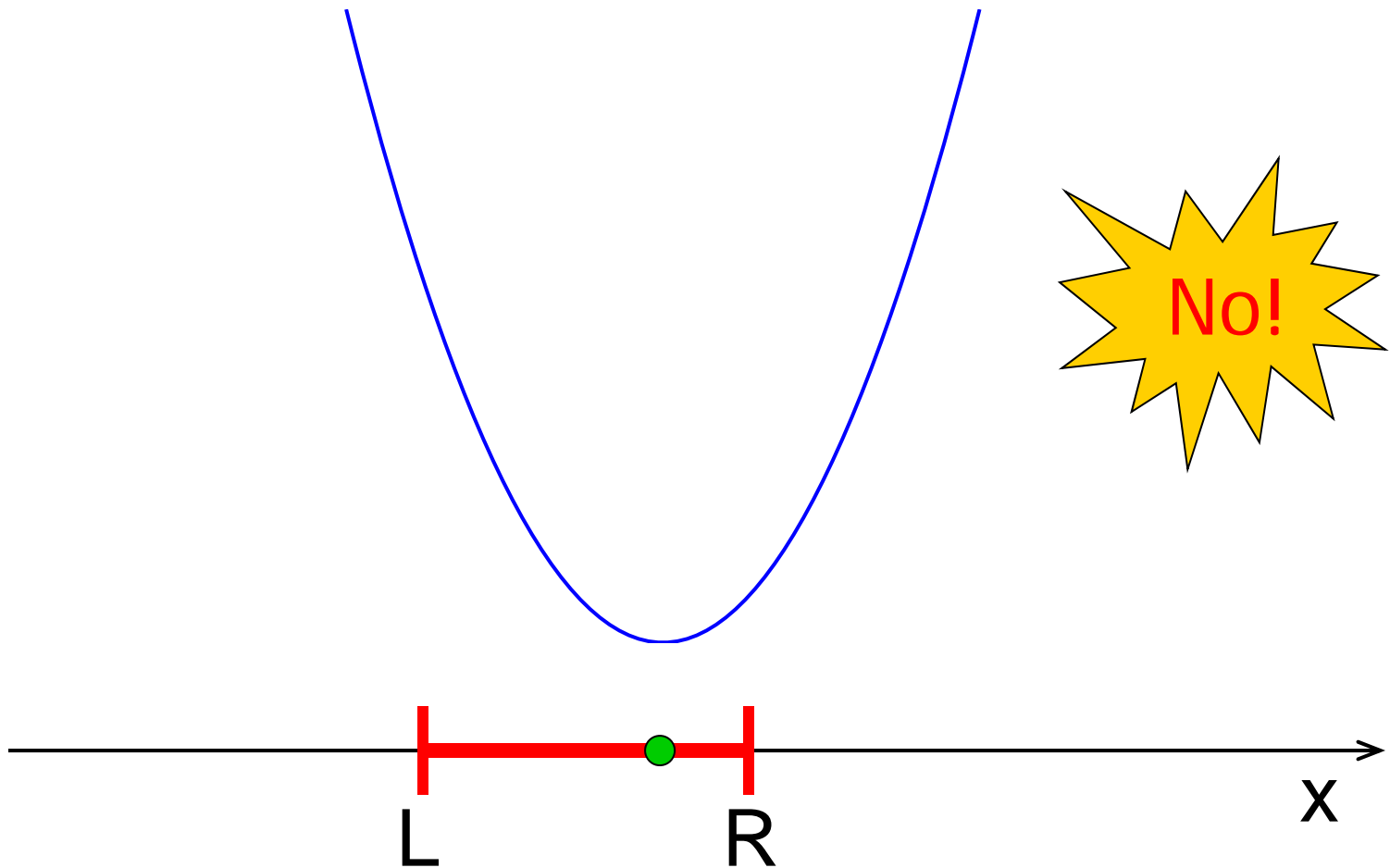
$$\bullet x_c = -b/2$$



Does $q(x)$ increase across $[L,R]$?

$$q(x) = x^2 + bx + c$$

• $x_c = -b/2$



So what is the requirement?

```
% Determine whether q increases  
% across [L,R]
```

```
xc = -b/2;
```

```
if _____  
  
    fprintf( 'Yes\n' )  
else  
    fprintf( 'No\n' )  
end
```

Relational Operators

- < Less than
- > Greater than
- <= Less than or equal to
- >= Greater than or equal to
- == Equal to
- ~= Not equal to

So what is the requirement?

```
% Determine whether q increases  
% across [L,R]
```

```
xc = -b/2;
```

```
if xc <= L  
    fprintf( 'Yes\n' )  
else  
    fprintf( 'No\n' )  
end
```

Relational Operators

- < Less than
- > Greater than
- <= Less than or equal to
- >= Greater than or equal to
- == Equal to
- ~= Not equal to

So what is the requirement?

```
% Determine whether q increases  
% across [L,R]
```

```
xc = -b/2;
```

```
if _____
```


```
    fprintf( 'Yes\n' )
```

```
else
```

```
    disp( 'No' )
```

```
end
```

```
disp( 'Yes' )
```



Problem 2

Write a code fragment that prints

“qleft is smaller”

if $q(L)$ is smaller than $q(R)$.

If $q(R)$ is smaller print

“qright is smaller.”

Algorithm v0

calculate $q(L)$

calculate $q(R)$

if $q(L) < q(R)$

 print "qleft is smaller"

otherwise

 print "qright is smaller"

Algorithm v0.1

Calculate x_c

If distance $\overline{x_c L}$ is smaller than distance $\overline{x_c R}$

print "qlleft is smaller"

Otherwise

print "qríght is smaller"

Do these two fragments do the same thing?

```
% given x, y  
if x>y  
    disp('alpha')  
else  
    disp('beta')  
end
```

```
% given x, y  
if y>x  
    disp('beta')  
else  
    disp('alpha')  
end
```

A: yes

B: no

Algorithm v1

Calculate x_c

If distance $\overline{x_c L}$ is smaller than distance $\overline{x_c R}$

print "qlleft is smaller"

Otherwise

print "qríght is smaller or equals qlleft"

Algorithm v2

Calculate x_c

If distance $\overline{x_c L}$ is same as distance $\overline{x_c R}$

print "qlleft and qríright are equal"

Otherwise, if $\overline{x_c L}$ is shorter than $\overline{x_c R}$

print "qlleft is smaller"

Otherwise

print "qríright is smaller"

```
% Which is smaller, q(L) or q(R)?

xc= -b/2; % x at center
if (abs(xc-L) == abs(xc-R))
    disp('qleft and qright are equal')
elseif (abs(xc-L) < abs(xc-R))
    disp('qleft is smaller')
else
    disp('qright is smaller')
end
```

```
% Which is smaller, q(L) or q(R)?
```

```
qL= L*L + b*L + c; % q(L)
```

```
qR= R*R + b*R + c; % q(R)
```

```
if (qL == qR)
```

```
    disp('qleft and qright are equal')
```

```
elseif (qL < qR)
```

```
    disp('qleft is smaller')
```

```
else
```

```
    disp('qright is smaller')
```

```
end
```

```
% Which is smaller, q(L) or q(R)?
```

```
qL= L*L + b*L + c; % q(L)
```

```
qR= R*R + b*R + c; % q(R)
```

```
if (qL == qR)
```

```
    disp('qleft and qright are equal')
```

```
    fprintf('q value is %f\n', qL)
```

```
elseif (qL < qR)
```

```
    disp('qleft is smaller')
```

```
else
```

```
    disp('qright is smaller')
```

```
end
```


Consider the quadratic function

$$q(x) = x^2 + bx + c$$

on the interval $[L, R]$:

What if you only want to know if $q(L)$ is close to $q(R)$?

```
% Is q(L) close to q(R)?
```

```
tol= 1e-4; % tolerance
```

```
qL= L*L + b*L + c
```

```
qR= R*R + b*R + c
```

```
if (abs(qL-qR) < tol)
```

```
    disp('qleft and qright similar')
```

```
end
```

Name an important parameter and define it with a comment!

Do these two fragments do the same thing?

```
% given x, y  
if x>y  
    disp('alpha')  
else  
    disp('beta')  
end
```

```
% given x, y  
if x>y  
    disp('alpha')  
end  
if y>=x  
    disp('beta')  
end
```

A: yes

B: no

Simple **if** construct

if *boolean expression*

statements to execute if expression is true

else

statements to execute if expression is false

end

Even simpler **if** construct

if *boolean expression*

statements to execute if expression is true

end

The **if** construct

if `boolean expression 1`

statements to execute if `expression 1` is true

elseif `boolean expression 2`

statements to execute if `expression 1` is false

but `expression 2` is true

:

else

statements to execute if all previous conditions

are false

end

Can have any number of elseif branches
but at most one else branch

Things to know about the `if` construct

- _____ branch of statements is executed
- There can be _____ `elseif` clauses
- There can be _____ `else` clause
- The `else` clause _____ in the construct
- The `else` clause _____
(boolean expression)

Things to know about the **if** construct

- At most one branch of statements is executed
- There can be any number of **elseif** clauses
- There can be at most one **else** clause
- The **else** clause must be the last clause in the construct
- The **else** clause does not have a condition (boolean expression)

Consider the quadratic function

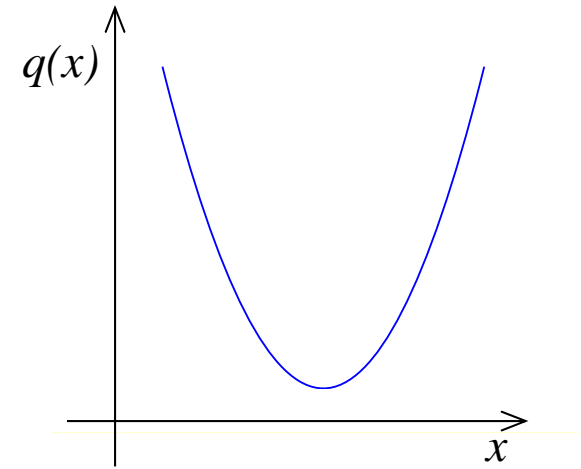
$$q(x) = x^2 + bx + c$$

on the interval $[L, R]$:

- Is the function strictly increasing in $[L, R]$?
- Which is **smaller**, $q(L)$ or $q(R)$?
- What is the **minimum value** of $q(x)$ in $[L, R]$?

Consider the quadratic function

$$q(x) = x^2 + bx + c$$



on the interval $[L, R]$:

- Is the function strictly increasing in $[L, R]$?
- Which is **smaller**, $q(L)$ or $q(R)$?
- What is the **minimum value** of $q(x)$ in $[L, R]$?

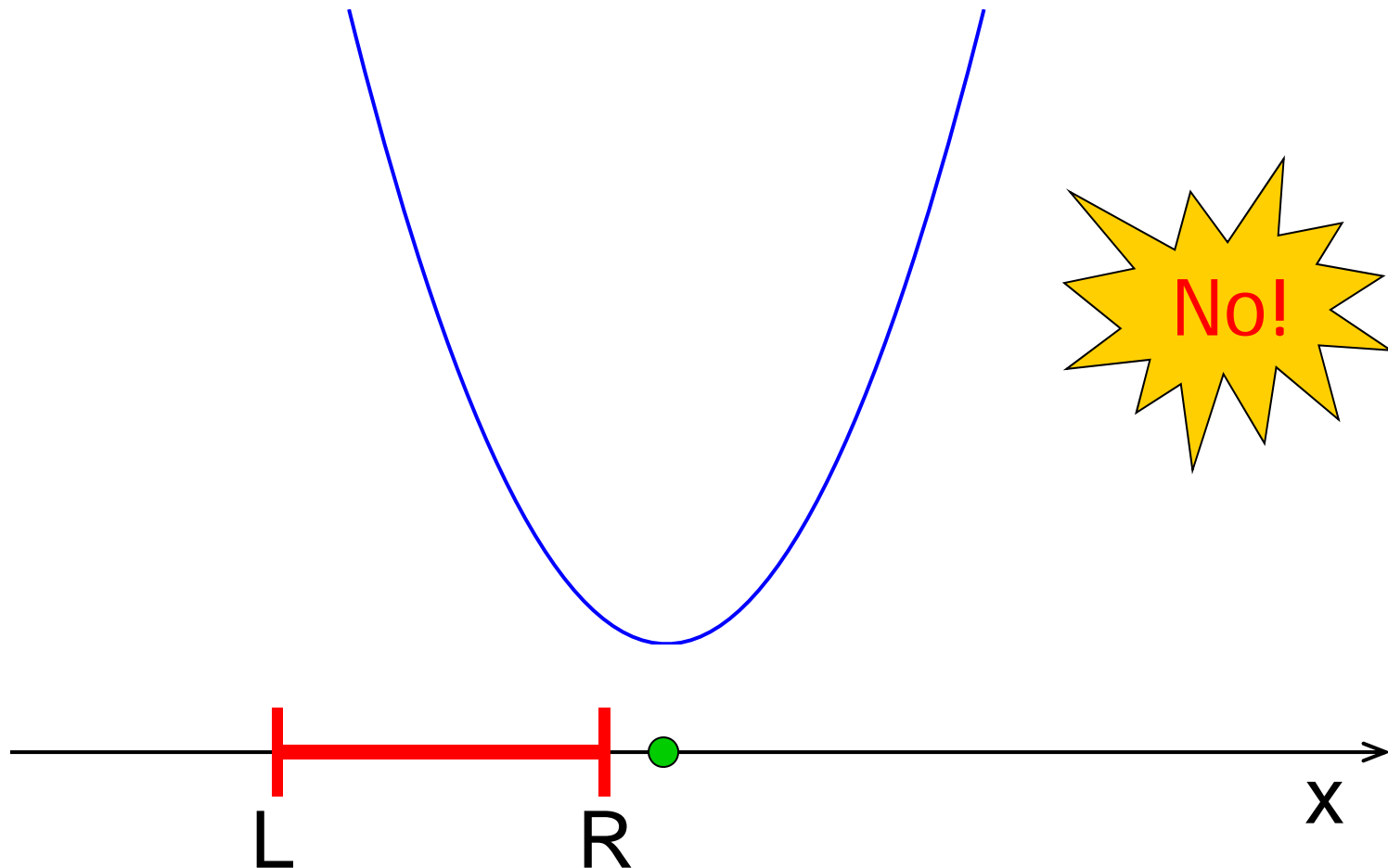
Modified Problem 3

Write a code fragment that prints “yes” if `xc` is in the interval and “no” if it is not.

Is x_c in the interval $[L,R]$?

$$q(x) = x^2 + bx + c$$

• $x_c = -b/2$



So what is the requirement?

```
% Determine whether xc is in
```

```
% [L,R]
```

```
xc = -b/2;
```

```
if _____
```

```
    disp( 'Yes' )
```

```
else
```

```
    disp( 'No' )
```

```
end
```

So what is the requirement?

```
% Determine whether xc is in  
% [L,R]  
xc = -b/2;  
  
if L<=xc && xc<=R  
  
    disp( 'Yes' )  
else  
    disp( 'No' )  
end
```

The value of a boolean expression is either true or false.

(L<=XC) && (XC<=R)

This (compound) boolean expression is made up of two (simple) boolean expressions. Each has a value that is either *true* or *false*.

Connect boolean expressions by **boolean** operators:

and

&&

or

||

not

~