

- Previous Lecture:

- Image processing

- Today's Lecture:

- More image manipulation
 - “Noise” filtering
 - Edge finding




- Announcements:

- Prelim 2 tonight 7:30-9pm
 - Last names A-O: Statler Aud. Main
 - Last names P-Z: Statler Aud. Balcony
- Project 4 will be posted end of spring break

Grayness: a value in [0..255]

0 = black
255 = white

These are *integer* values
Type: `uint8`



Cornell University Law School
Photograph by Cornell University Photography

150	149	152	153	152	155
151	150	153	154	153	156
153	151	155	156	155	158
154	153	156	157	156	159
156	154	158	159	158	161
157	156	159	160	159	162

Example: color \rightarrow black and white



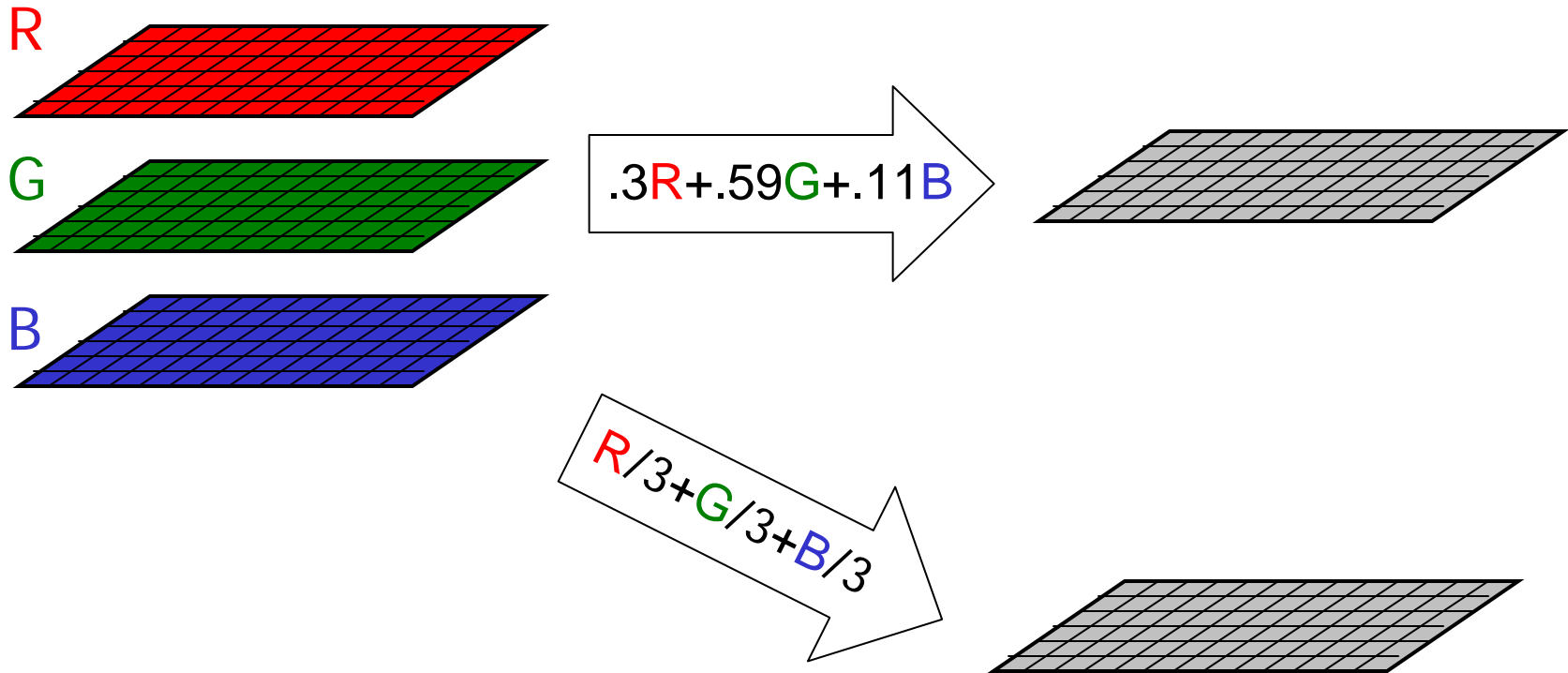
Cornell University Law School
Photograph by Cornell University Photography



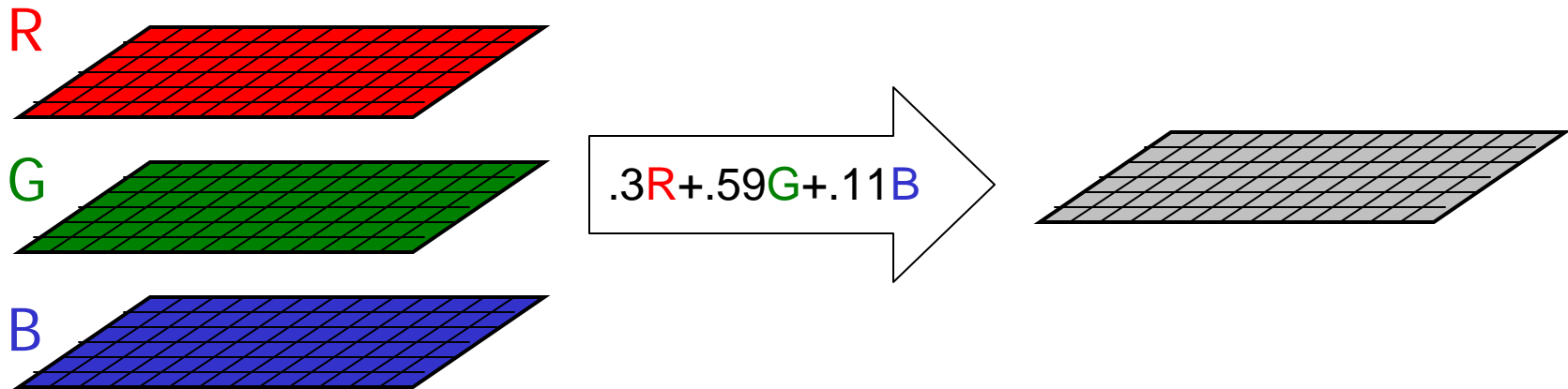
Cornell University Law School
Photograph by Cornell University Photography

Can “average” the three color values to get one gray value.

Averaging the RGB values to get a gray value



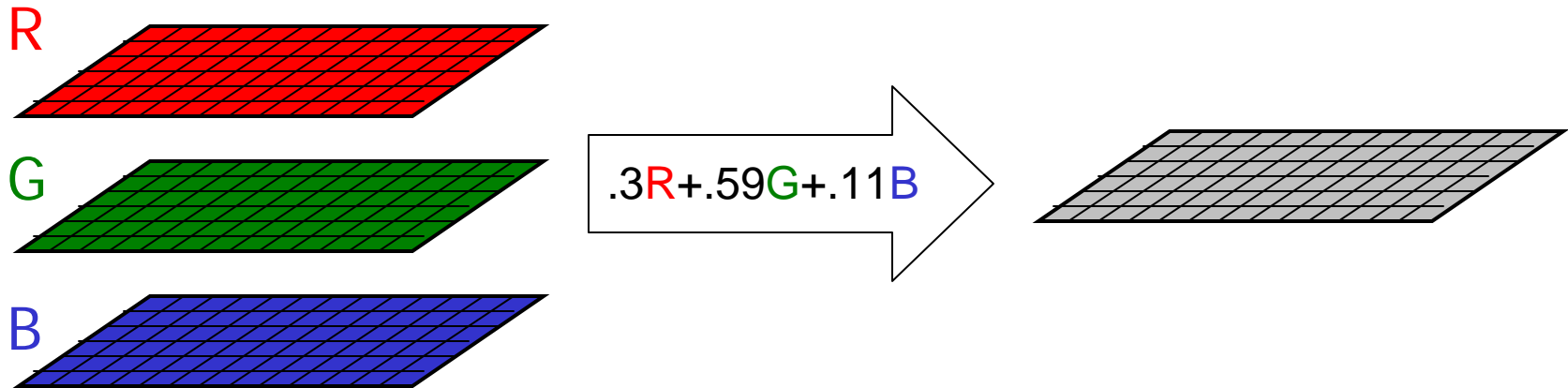
Averaging the RGB values to get a gray value



```
for i= 1:m
  for j= 1:n
    M(i,j)= .3*R(i,j) + .59*G(i,j) + .11*B(i,j)
  end
end
```

scalar operation

Averaging the RGB values to get a gray value

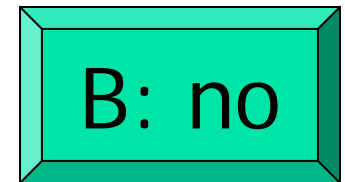
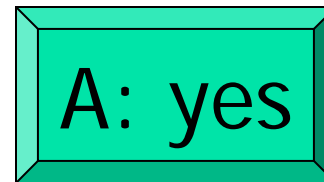


$$M = .3 * R + .59 * G + .11 * B$$

vectorized operation

Here are 2 ways to calculate the average. Are gray value matrices **g** and **h** the same given image data **A**?

```
for r= 1:nr
  for c= 1:nc
    g(r,c)= A(r,c,1)/3 + A(r,c,2)/3 ...
            A(r,c,3)/3;
    h(r,c)= ...
            ( A(r,c,1)+A(r,c,2)+A(r,c,3) )/3;
  end
end
```




showToGrayscale.m

Matlab has a built-in function to convert from color to grayscale, resulting in a 2-d array:

```
B = rgb2gray(A)
```



Clean up “noise” — median filtering



Cornell University Law School
Photograph by Cornell University Photography

Dirt in the image!

Note how the "dirty pixels" look out of place




Cornell University Law School
Photograph by Cornell University Photography

150	149	152	153	152	155
151	150	153	154	153	156
153	2	3	156	155	158
154	2	1	157	156	159
156	154	158	159	158	161
157	156	159	160	159	162

What to do with the dirty pixels?

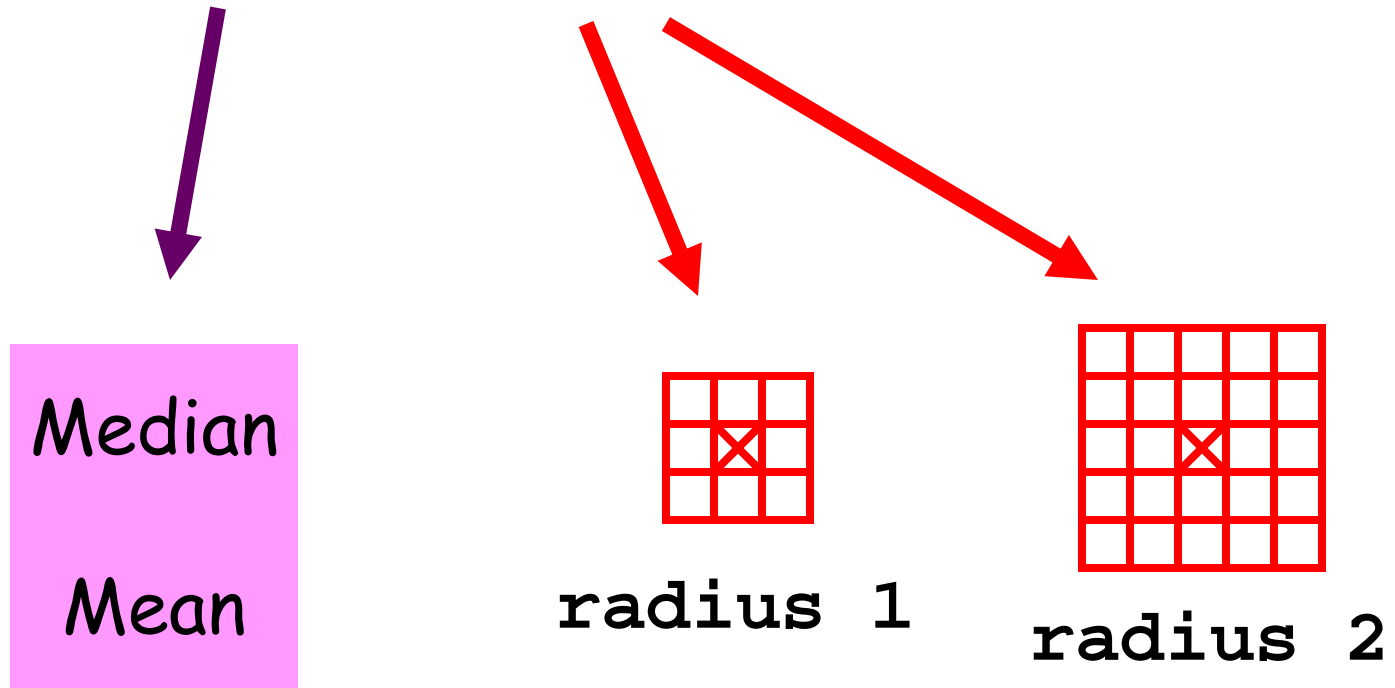
Assign "typical" neighborhood gray values to "dirty pixels"



Cornell University Law School
Photograph by Cornell University Photography

150	149	152	153	152	155
151	150	153	154	153	156
153	?	?	156	155	158
154	?	?	157	156	159
156	154	158	159	158	161
157	156	159	160	159	162

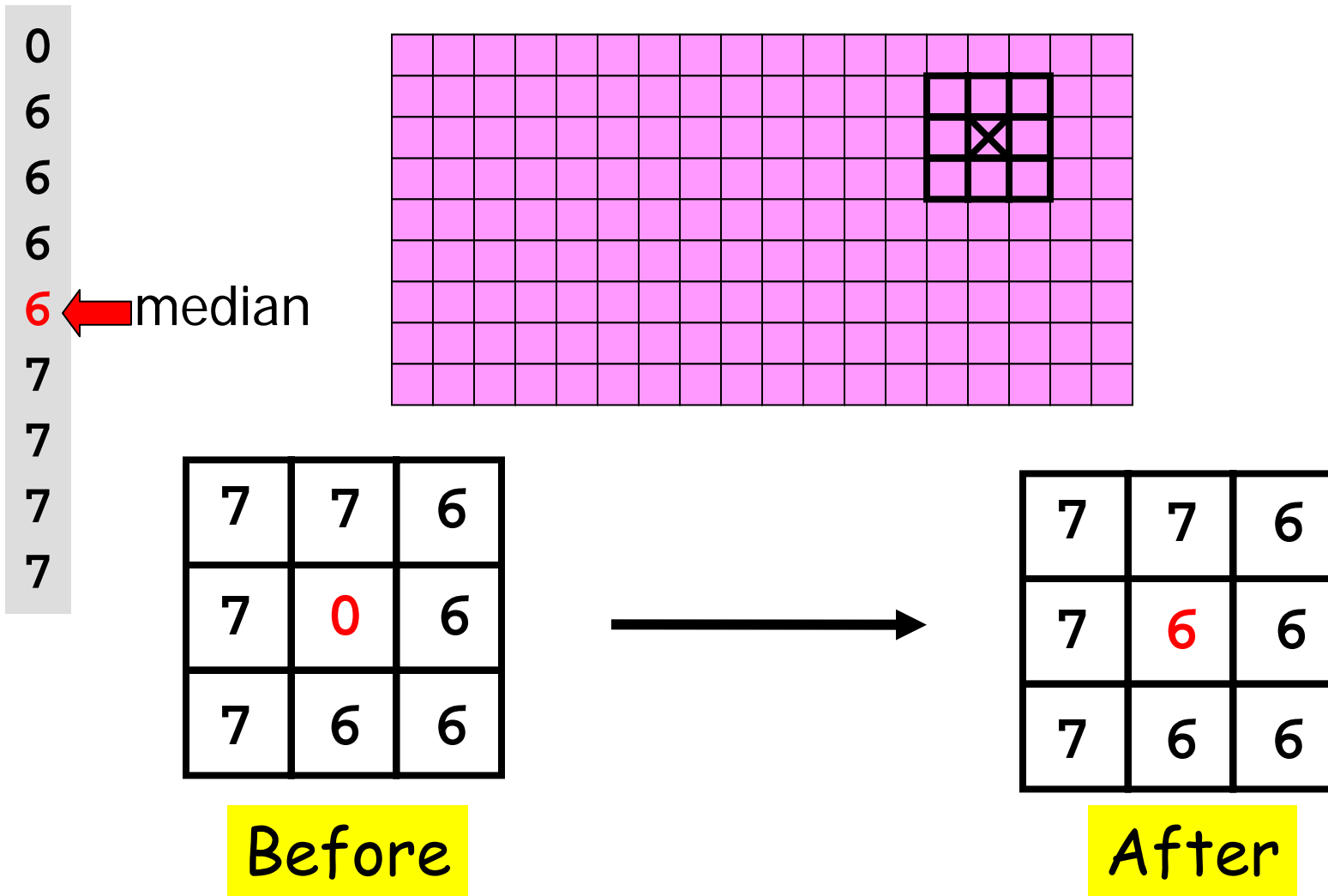
What are “typical neighborhood gray values”?




Median Filtering

- Visit each pixel
- Replace its gray value by the median of the gray values in the “neighborhood”

Using a radius 1 “neighborhood”



Visit every pixel; compute its new value.




$m = 9$

$n = 18$

```
for i=1:m
  for j=1:n
    Compute new gray value for pixel (i,j).
  end
end
```


Original:



$$i = 1$$


$$j = 1$$

Filtered:



Replace  with the median of the values under the window.


Original:



$$i = 1$$

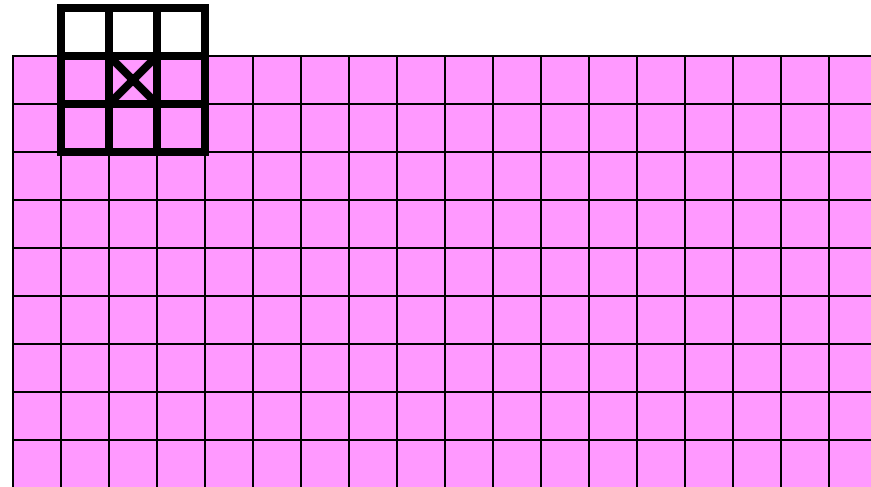
$$j = 2$$

Filtered:



Replace  with the median of the values under the window.

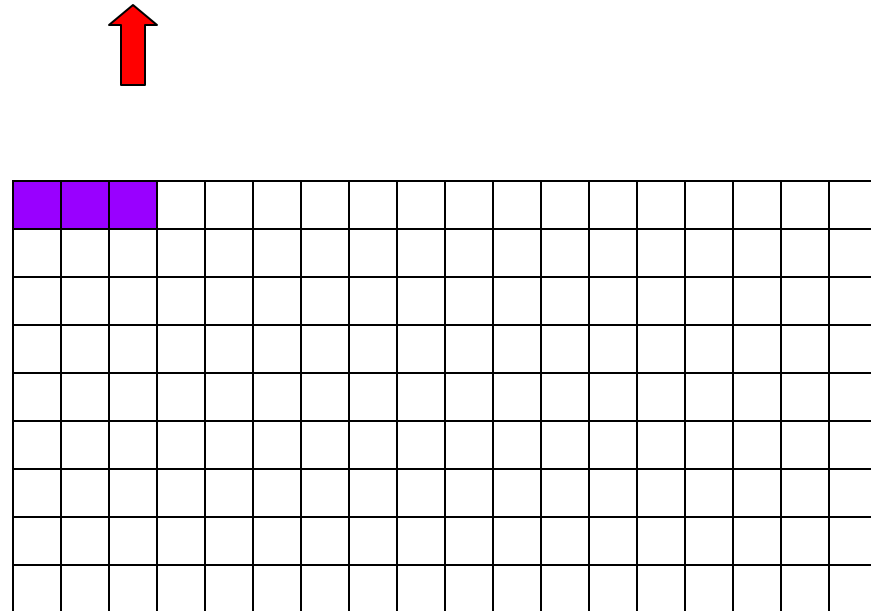
Original:



$$i = 1$$

$$j = 3$$

Filtered:




Replace  with the median of the values under the window.

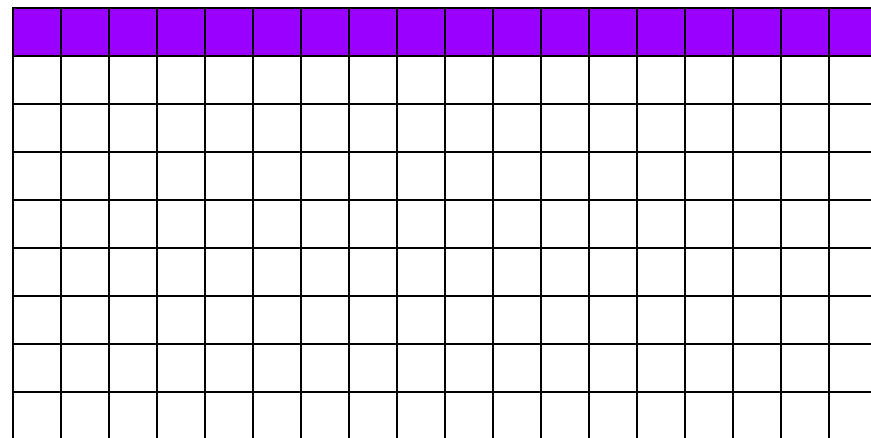
Original:

$$i = 1$$

$$j = n$$




Filtered:



Replace  with the median of the values under the window.

Original:

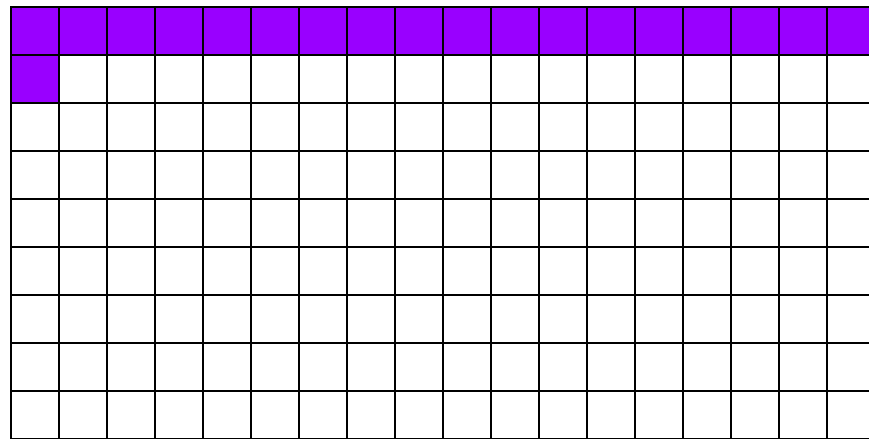


$$i = 2$$

$$j = 1$$




Filtered:



Replace  with the median of the values under the window.


Original:



$$i = 2$$

$$j = 2$$

Filtered:

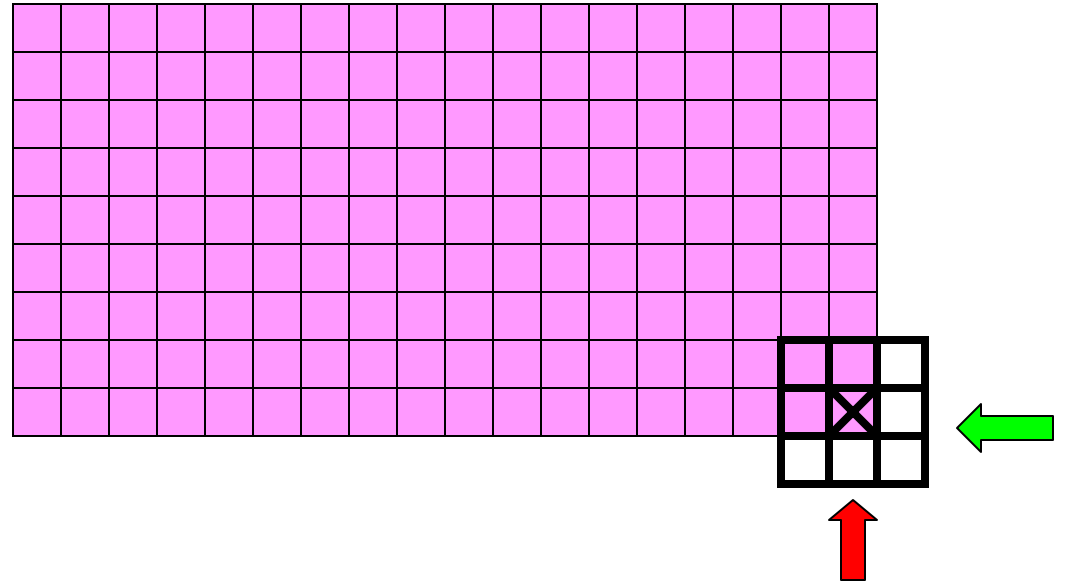


Replace  with the median of the values under the window.


Original:

$$i = m$$

$$j = n$$



Filtered:



Replace  with the median of the values under the window.

What we need...

- (1) A function that computes the median value in a 2-dimensional array C :

$$m = \text{medVal}(C)$$

- (2) A function that builds the filtered image by using median values of radius r neighborhoods:

$$B = \text{medFilter}(A, r)$$

Computing the median


x :

21	89	36	28	19	88	43
----	----	----	----	----	----	----

x = sort(x)

x :

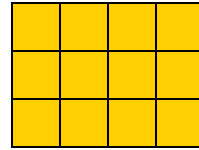
19	21	28	36	43	88	89
----	----	----	----	----	----	----



```
n = length(x);      % n = 7  
m = ceil(n/2);    % m = 4  
med = x(m);       % med = 36
```

If **n** is even, then use : $\text{med} = x(m)/2 + x(m+1)/2$

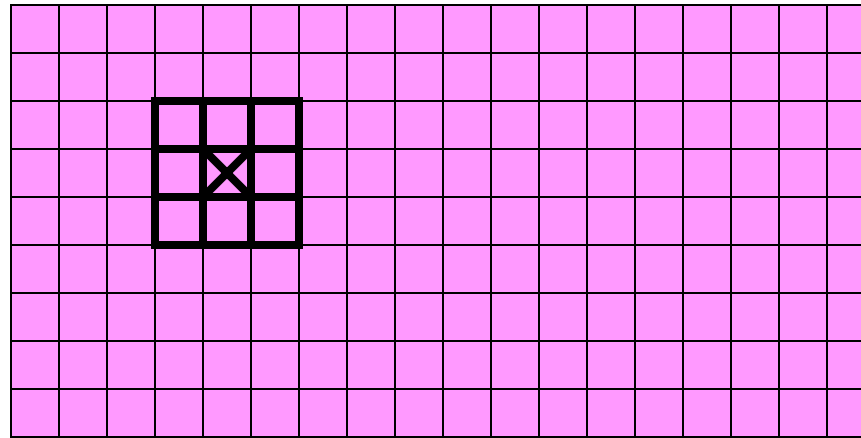
Median of a 2D array



```
function med = medVal(C)
[nr,nc] = size(C);
x = zeros(1,nr*nc);
for r=1:nr
    x((r-1)*nc+1:r*nc) = C(r,:);
end
%Compute median of x and assign to med
```

See medVal.m

Back to filtering...

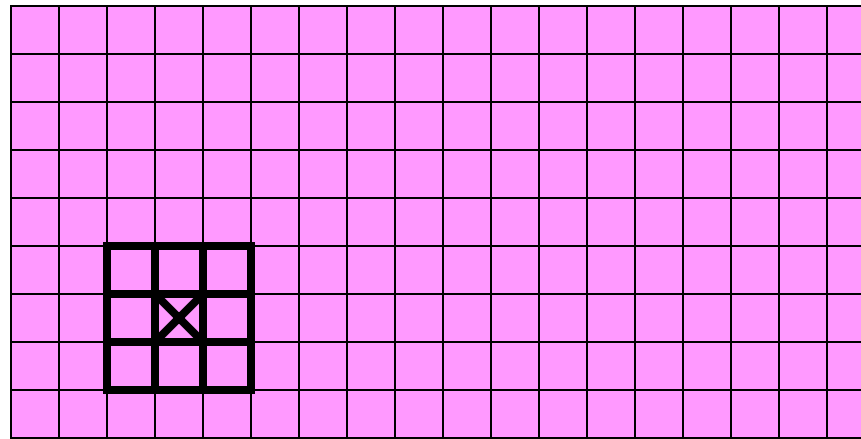


$$m = 9$$

$$n = 18$$

```
for i=1:m
  for j=1:n
    Compute new gray value for pixel (i,j)
  end
end
```

When window is inside...



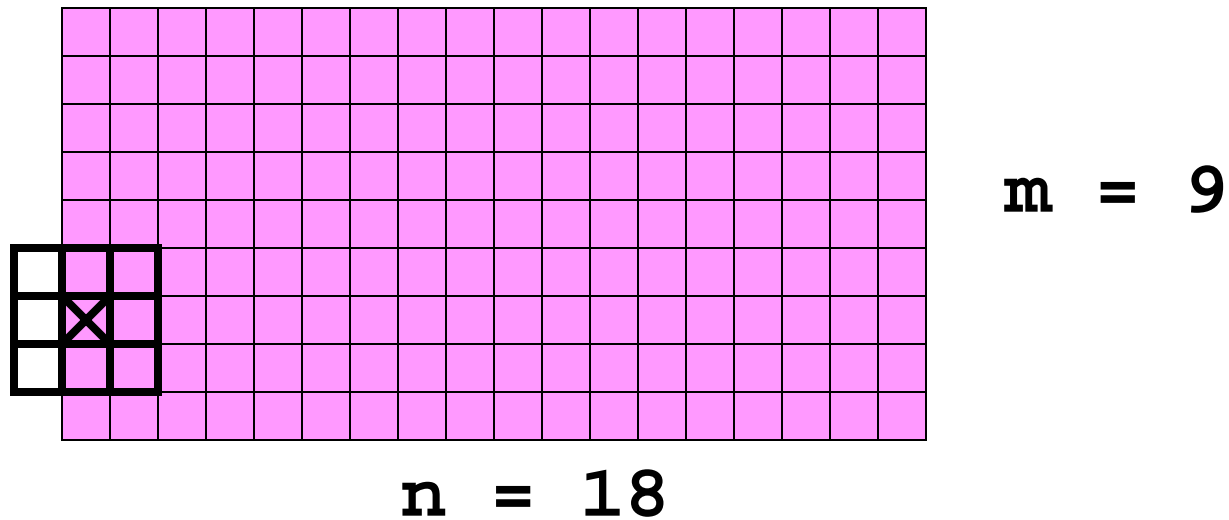
$m = 9$

$n = 18$

New gray value for pixel (7,4) =

`medVal(A(6:8,3:5))`

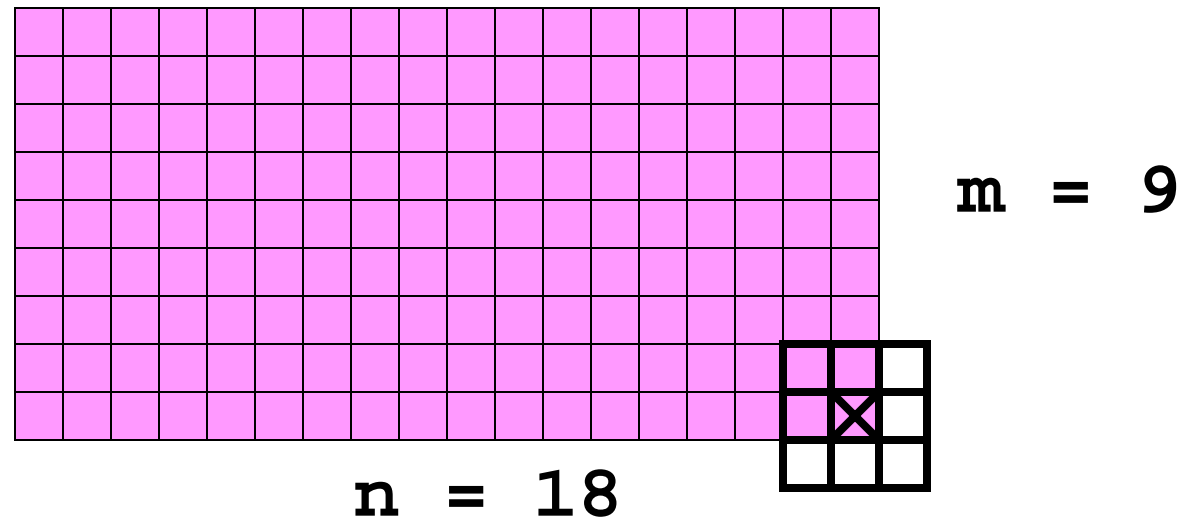
When window is partly outside...



New gray value for pixel (7,1) =

`medVal(A(6:8,1:2))`

When window is partly outside...



New gray value for pixel (9,18) =

`medVal(A(8:9,17:18))`

```
function B = medFilter(A,r)
% B from A via median filtering
% with radius r neighborhoods.

[m,n] = size(A);
B = uint8(zeros(m,n));
for i=1:m
    for j=1:n
        C = pixel (i,j) neighborhood
        B(i,j) = medVal(C);
    end
end
end
```

The Pixel (i,j) Neighborhood

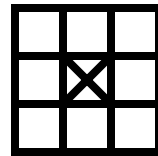
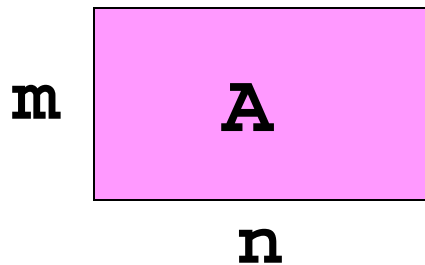
$$iMin = i - r$$

$$iMax = i + r$$

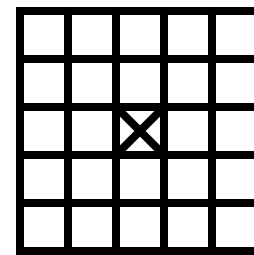
$$jMin = j - r$$

$$jMax = j + r$$

$$C = A(iMin:iMax, jMin:jMax)$$



r = 1



r = 2

The Pixel (i,j) Neighborhood

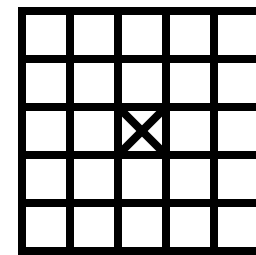
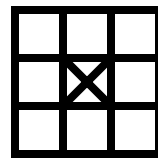
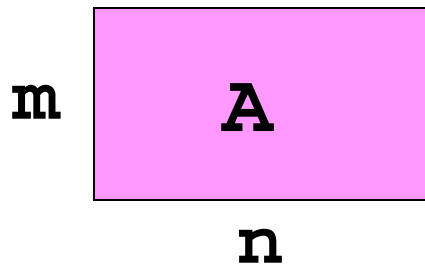
$$iMin = \max(1, i-r)$$


$$iMax = \min(m, i+r)$$

$$jMin = \max(1, j-r)$$

$$jMax = \min(n, j+r)$$

$$C = A(iMin:iMax, jMin:jMax)$$






A

B = `medianFilter(A, 3)`



Mean Filter with radius 3



Cornell University Law School
Photography: Cornell University Photography

Mean Filter with radius 10




Mean filter fails because the mean does not capture representative values.

150	149	152	153	152	155
151	150	153	154	153	156
153	2	3	156	155	158
154	2	1	157	156	159
156	154	158	159	158	161
157	156	159	160	159	162

85	86
87	88

mean-filtered values


Finding Edges



What is an Edge?

Near an edge, grayness values
change abruptly


200	200	200	200	200	200
200	200	200	200	200	100
200	200	200	200	100	100
200	200	200	100	100	100
200	200	100	100	100	100
200	100	100	100	100	100



General plan for showing the edges in in image

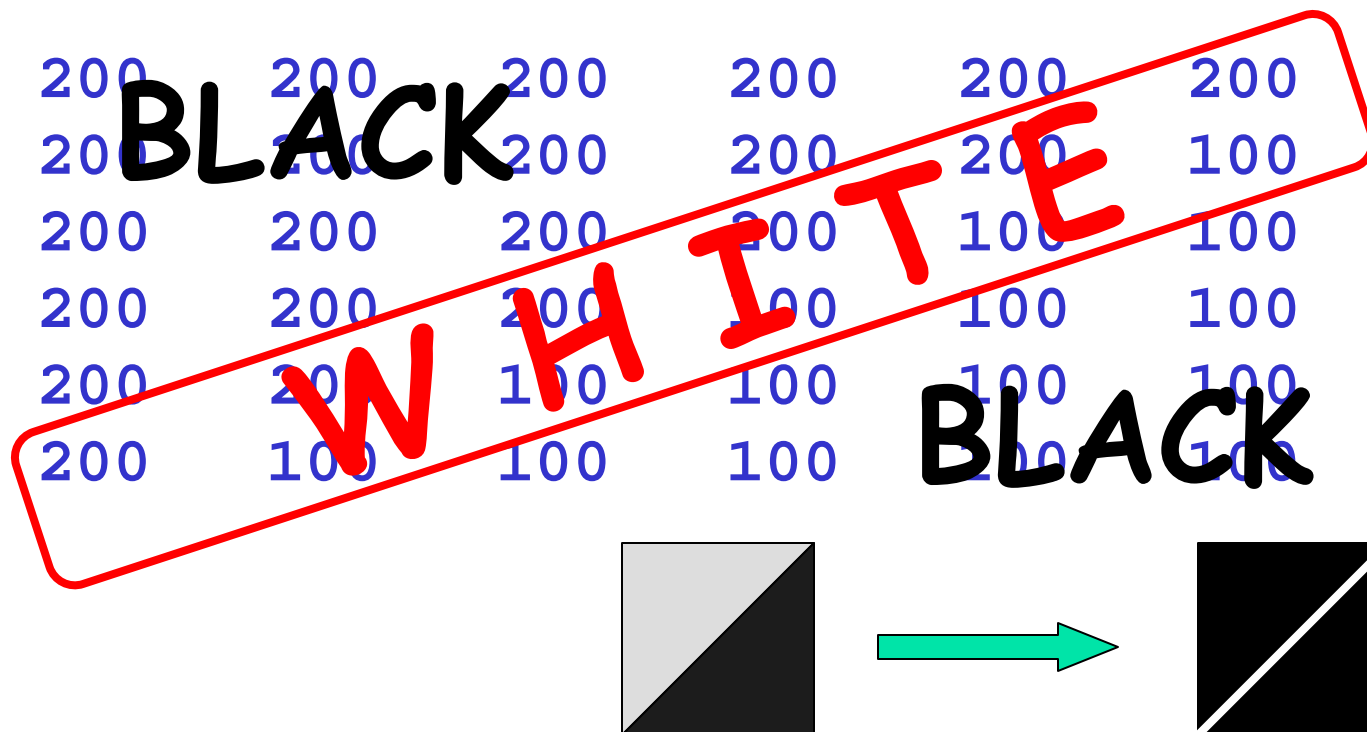
- Identify the “edge pixels”
- Highlight the edge pixels
 - make edge pixels white; make everything else black

200	200	200	200	200	200
200	200	200	200	200	100
200	200	200	200	100	100
200	200	200	100	100	100
200	200	100	100	100	100
200	100	100	100	100	100




General plan for showing the edges in in image

- Identify the “edge pixels”
- Highlight the edge pixels
 - make edge pixels white; make everything else black



Finding Edges



The Rate-of-Change-Array

Suppose A is an image array with integer values between 0 and 255.

Let $B(i, j)$ be the maximum difference between and its eight neighbors.

So $B(i, j)$ is the maximum value in

$$\left| \begin{array}{l} A(\max(1, i-1) : \min(m, i+1), \dots \\ \max(1, j-1) : \min(n, j+1)) \end{array} \right| - A(i, j)$$

Neighborhood of $A(i, j)$

Rate-of-change example

90	81	65
62	60	59
56	57	58

Rate-of-change at
middle pixel is 30

Be careful! In "uint8 arithmetic"
 $57 - 60$ is 0

```
function Edges(jpgIn, jpgOut, tau)
% jpgOut is the "edge diagram" of image jpgIn.
% At each pixel, if rate-of-change > tau
% then the pixel is considered to be on an edge.
```

```
A = rgb2gray(imread(jpgIn));
```

Built-in function to
convert to grayscale.
Returns 2-d array.

```
[m,n] = size(A);
```

```
B = uint8(zeros(m,n));
```

```
for i = 1:m
```

```
    for j = 1:n
```

```
        B(i,j) = ??????
```

```
    end
```

```
end
```

Recipe for rate-of-change $B(i, j)$

```
% The 3-by-3 subarray that includes
% A(i,j) and its 8 neighbors
Neighbors = A(i-1:i+1, j-1:j+1);
% Subtract A(i,j) from each entry
Diff= abs(double(Neighbors)- ...
          double(A(i,j)));
% Compute largest value in each column
colMax = max(Diff);
% Compute the max of the column max's
B(i,j) = max(colMax);
```

```

function Edges(jpgIn, jpgOut, tau)
% jpgOut is the "edge diagram" of image jpgIn.
% At each pixel, if rate-of-change > tau
% then the pixel is considered to be on an edge.

A = rgb2gray(imread(jpgIn));
[m,n] = size(A);
B = uint8(zeros(m,n));
for i = 1:m
    for j = 1:n

        B(i,j) = ??????

    end
end
end

```


“Edge pixels” are now identified; display them with maximum brightness (255)

A

1	1	1	1	1	1
1	1	1	1	1	1
1	1	1	1	90	90
1	1	1	90	90	90
1	1	90	90	90	90
1	1	90	90	90	90

threshold

```
if B(i,j) > tau
    B(i,j) = 255;
end
```

B(i,j)

0	0	0	0	0	0
0	0	0	89	89	89
0	0	89	89	0	0
0	89	89	0	0	0
0	89	0	0	0	0
0	89	0	0	0	0

0	0	0	0	0	0
0	0	0	255	255	255
0	0	255	255	0	0
0	255	255	0	0	0
0	255	0	0	0	0
0	255	0	0	0	0


```

function Edges(jpgIn,jpgOut,tau)
% jpgOut is the "edge diagram" of image jpgIn.
% At each pixel, if rate-of-change > tau
% then the pixel is considered to be on an edge.
A = rgb2gray(imread(jpgIn));
[m,n] = size(A);
B = uint8(zeros(m,n));
for i = 1:m
    for j = 1:n
        Neighbors = A(max(1,i-1):min(i+1,m), ...
                      max(1,j-1):min(j+1,n));
        B(i,j)=max(max(abs(double(Neighbors)- ...
                      double(A(i,j))))));


        if B(i,j) > tau
            B(i,j) = 255;
        end
    end
end
end

```


```

function Edges(jpgIn,jpgOut,tau)
% jpgOut is the "edge diagram" of image jpgIn.
% At each pixel, if rate-of-change > tau
% then the pixel is considered to be on an edge.
A = rgb2gray(imread(jpgIn));
[m,n] = size(A);
B = uint8(zeros(m,n));
for i = 1:m
    for j = 1:n
        Neighbors = A(max(1,i-1):min(i+1,m), ...
                       max(1,j-1):min(j+1,n));
        B(i,j)=max(max(abs(double(Neighbors)- ...
                        double(A(i,j))))));
        if B(i,j) > tau
            B(i,j) = 255;
        end
    end
end
end
imwrite(B,jpgOut,'jpg')

```




tau = 30



Cornell University Law School
Photograph by Cornell University Photography

$\tau = 20$



Cornell University Law School
Photograph by Cornell University Photography