

# Computing the Density of States of Boolean Formulas

Stefano Ermon, Carla P. Gomes, and Bart Selman

Cornell University, Ithaca NY 14850, USA  
{ermonste,gomes,selman}@cs.cornell.edu

**Abstract.** In this paper we consider the problem of computing the density of states of a Boolean formula in CNF, a generalization of both MAX-SAT and model counting. Given a Boolean formula  $F$ , its density of states counts the number of configurations that violate exactly  $E$  clauses, for all values of  $E$ . We propose a novel Markov Chain Monte Carlo algorithm based on flat histogram methods that, despite the hardness of the problem, converges quickly to a very accurate solution. Using this method, we show the first known results on the density of states of several widely used formulas and we provide novel insights about the behavior of random 3-SAT formulas around the phase transition.

## 1 Introduction

Boolean satisfiability (SAT) solvers have been successfully applied to a wide range of problems, ranging from automated planning to hardware and software verification. In all these applications, the original problem is encoded into a Boolean formula and the task is that of deciding whether it is satisfiable or not.

Given the tremendous success of SAT solvers, a lot of attention has been directed toward extending this technology to the model counting problem ([1,2,3]), that is the problem of computing the number of distinct satisfying assignments for a given propositional formula. This task is also very important because of its wide range of applications. For example, several probabilistic inference problems in graphical models such as Bayesian inference can be effectively translated into model counting ([4,5]). Moreover, when a SAT encoding is used to solve hard combinatorial problems arising in other domains, knowledge of the number of solutions can usually provide useful insights into the original problem.

Another very active line of research is devoted to the study of the optimization version of SAT, namely the maximum satisfiability problem (MAX-SAT). In MAX-SAT the goal is to find a truth assignment that satisfies the maximum possible number of clauses of a given Boolean formula in conjunctive normal form (CNF). This problem is important because many fundamental graph theoretic problem such as MAX-CUT, MAX-CLIQUE, Minimum Vertex Cover have linear time encodings as MAX-SAT. Moreover MAX-SAT has direct applications in a wide range of domains such as routing problems and expert-systems (see e.g. [6])

In this paper we consider the problem of computing the density of states of a Boolean formula in CNF, which is a generalization of both MAX-SAT and model

counting. The density of states (DOS) counts the number of truth assignments or configurations that violate exactly  $E$  clauses, for all values of  $E$ . In other words, the problem is to compute the number  $n(E)$  of configurations that leave exactly  $E$  clauses unsatisfied, for all possible values of  $E$ . The density of states is a very detailed characterization of the configuration space associated to a formula. In particular,  $n(0)$  is the number of satisfying assignments or models of the formula. The lowest value of  $E$  with a non-zero density (i.e.  $\min_E \{E | n(E) > 0\}$ ) is the solution of the corresponding MAX-SAT problem.

Given that computing  $n(0)$  is equivalent to model counting, the problem of computing the entire density of states is at least as hard as model counting and therefore it is  $\#P$ -hard.

The name density of states is borrowed from statistical and condensed matter physics, where the density of states (DOS) of a system describes the number of states at each energy level that are available to be occupied. For SAT instances, we simply define the energy  $E(\sigma)$  of a configuration  $\sigma$  to be the number of clauses that are not satisfied by  $\sigma$ . In physics the density of states represents a deep characterization of the system, that is used to investigate various physical properties of matter and to explain a number of quantum mechanical phenomena. Analogously, in SAT the density of states gives a fine characterization of the search space which can provide further insights into the development of new algorithms.

We propose **MCMC-FlatSat**, a novel Markov Chain Monte Carlo sampling technique to estimate the DOS for Boolean formulas, that is inspired by recent methods introduced to estimate the DOS for statistical physics models [7]. Our technique outperforms standard Metropolis sampling by overcoming the often impractical mixing times. Moreover our method is especially suitable to deal with rough energy landscapes with multiple local minima in the free energy that are typical of combinatorial problems.

We empirically demonstrate that **MCMC-FlatSat** converges quickly to a very accurate solution. Using this new method, we obtain novel insights about the behavior of random 3-SAT formulas around the phase transition. Moreover, we are able to show the first known results on the shape of the density of states for several widely used formulas from the SATLib benchmark. Our results are very promising and we expect that this new approach will find many other applications both to counting and inference problems.

## 2 Density of States: Problem Definition

In this paper we consider the problem of computing the density of states of a given Boolean formula  $F$  in conjunctive normal form (CNF). A *clause*  $C$  is a logical disjunction of a set of (possibly negated) variables. A formula  $F$  is said to be in CNF form if it is a logical conjunction of a set of clauses  $\mathcal{C}$ .

We define  $V$  to be the set of propositional variables in the formula, where  $|V| = n$ . A variable assignment  $\sigma : V \rightarrow \{0, 1\}$  is a function that assigns a value in  $\{0, 1\}$  to each variable in  $V$ . As usual, the value 0 is interpreted as FALSE and

the value 1 as TRUE. A variable assignment  $\sigma$  will also be interchangeably called a *configuration*, a term that refers to an element of  $\{0, 1\}^n$ , a set isomorphic to the set of all possible variable assignments.

Let  $F$  be a formula in CNF over the set  $V$  of variables with  $m = |C|$  clauses and let  $\sigma$  be a variable assignment. We say that  $\sigma$  satisfies a clause  $C$  if at least one signed variable of  $C$  is TRUE. We define the *energy* of a configuration  $E(\sigma)$  to be the number of clauses that are unsatisfied when  $F$  is evaluated under  $\sigma$ . If  $E(\sigma) = 0$ , then  $\sigma$  satisfies  $F$  and  $\sigma$  is called a model, solution, a ground state or satisfying assignment for  $F$ .

Given a Boolean formula  $F$ , the *density of states* (DOS)  $n(\cdot)$  is the function  $n : [0, \dots, m] \rightarrow \mathbb{N}$  that maps energy levels to the number of configurations with that energy level:

$$E \mapsto |\{\sigma \in \{0, 1\}^n | E(\sigma) = E\}|.$$

It is clear from the definition that the DOS of any formula  $F$  satisfies the normalization constraint  $\sum_{E=0}^m n(E) = 2^n$ .

### 3 Prior Work

Despite the rich literature devoted to the study of model counting and MAX-SAT, there is little prior work on the more general problem of the computation of the density of states.

In [8] the authors propose sampling uniformly at random  $N$  configurations  $\sigma_1, \dots, \sigma_N$  and then estimating the DOS with an energy histogram  $h(E)$  based on the samples. This approach is clearly unpractical because it requires an enormous number of samples to get an accurate description of the DOS. In particular, any attempt to sample at least a constant fraction of the whole configuration space is doomed to have exponential complexity.

A more sophisticated sampling scheme is proposed in [9]. The authors propose the use of a Monte Carlo simulation with standard Metropolis transition probabilities between configurations  $\sigma_i$  and  $\sigma_j$  given by  $p_{i \rightarrow j} = \min\{1, e^{\frac{E_i - E_j}{T}}\}$ , where  $E_j$  is the number of unsatisfied clauses by  $\sigma_j$  and  $T$  is a *temperature* parameter. Upon convergence, it is well known that the steady state distribution  $P(i)$  is Boltzmann distributed with the correct energy function  $E(\cdot)$  (that measures the number of unsatisfied clauses). The density of states can then be obtained from the *canonical ensemble* rule  $n(E) = P(E)e^{-\frac{E}{T}}$ . It is well known that the Metropolis algorithm can have very slow mixing times, especially when dealing with rough energy landscapes with multiple local minima in the free energy ([7,10]). Unfortunately combinatorial energy landscapes, such as the one corresponding to the energy used here, are known to have many free energy minima and a similar problem of long tunneling times between local minima arises. These reasons intuitively explain why the use of the Metropolis algorithm is unpractical to deal with Boolean formulas. In the experiments we conducted, we observed convergence only on very small instances and only for certain temperature ranges.

## 4 A Novel Sampling Strategy: The Flat Histogram Method

We propose a Markov Chain Monte Carlo method to compute the density of states based on the flat histogram idea that is inspired by recent work developed by the statistical physics community [7] to avoid Metropolis sampling. The central idea of this method is that if we perform a random walk in the configuration space  $\{0, 1\}^n$  such that the probability of visiting a given energy level  $E$  is inversely proportional to the density of states  $n(E)$ , then a flat histogram is generated for the energy distribution of the states visited. Suppose we define a random walk with the following transition probability

$$p_{\sigma \rightarrow \sigma'} = \min \left\{ 1, \frac{n(E)}{n(E')} \right\} \quad (1)$$

of going from a configuration  $\sigma$  with energy  $E$  to a configuration  $\sigma'$  with energy  $E'$ . The detailed balance equation

$$P(\sigma)p_{E \rightarrow E'} = P(\sigma')p_{E' \rightarrow E}$$

is satisfied when  $P(\sigma) \propto 1/n(E)$ . This leads to a flat histogram of the energies of the states visited because  $P(E) = \sum_{\sigma: E(\sigma)=E} P(\sigma) = \text{const.}$

Since the density of states is unknown a priori, and computing it is precisely the goal of the algorithm, it is not possible to construct a random walk with transition probability (1). However it is possible to start from an initial guess of the DOS and keep changing the current estimate  $g(E)$  in a systematic way to produce a flat energy histogram and simultaneously make the density of states converge to the true value  $n(E)$ .

**MCMC-FLATSAT**( $\phi$ )

- 1 Start with  $g(E) = 1$  for all  $E$
- 2 Start with a modification factor  $F = F_0$
- 3 **repeat**
- 4     **repeat**
- 5         Generate a new state and accept with prob. given by eq. (1)
- 6         Adjust  $g(E) : g(E) = g(E) \times F$
- 7         Increase visit histogram  $H(E) \leftarrow H(E) + 1$
- 8     **until** until  $H$  is flat
- 9     Reduce  $F$
- 10    Reset the visit histogram  $H$
- 11 **until**  $F$  is close enough to 1
- 12 Normalize  $g$
- 13 **return**  $g$

To generate a new configuration we randomly flip a variable with uniform probability, but other strategies are possible as well. The modification factor  $F$  plays a critical role because it controls the tradeoff between the convergence rate

of the algorithm and its accuracy. Large initial values of  $F$  imply a substantial diffusion rate and therefore fast convergence to a rather inaccurate solution. This rough initial estimate is subsequently refined as the value of  $F$  decreases until  $F \approx 1$ , at which point when a flat histogram is produced  $g(E)$  has converged to the true density  $n(E)$ .

Due to statistical fluctuations, a perfectly flat histogram occurs with an extremely low probability. Therefore in our implementation we use a flatness parameter; in our experiments it is set so that an histogram is considered flat when all the values are between 90% and 100% of the maximum value. The value of  $F$  is reduced according to the schedule  $F \leftarrow \sqrt{F}$ , with an initial value  $F_0 = 1.5$ ; the impact of the schedule on the convergence rate is an open research question. By construction the DOS is obtained only up to constant factors: the normalization of  $g$  ensures that  $\sum_E g(E) = 2^n$ , where  $n$  is the number of variables in the formula.

## 5 Effectiveness and Validation of MCMC-FlatSat

The goal of this section is to verify the convergence of MCMC-FlatSat and to empirically evaluate the accuracy of the solution obtained. To accomplish these results, we first empirically check the accuracy of the results obtained for small structured formulas, for which we can compute the true density by exact enumeration of the entire (exponentially large) state space. We also test MCMC-FlatSat on larger synthetic formulas for which we derive an analytical expression for the true density of states, as well as on random 3-SAT formulas. For larger structured instances, for which no known method can be used to compute the true DOS, we make use of partial consistency checks to validate the results.

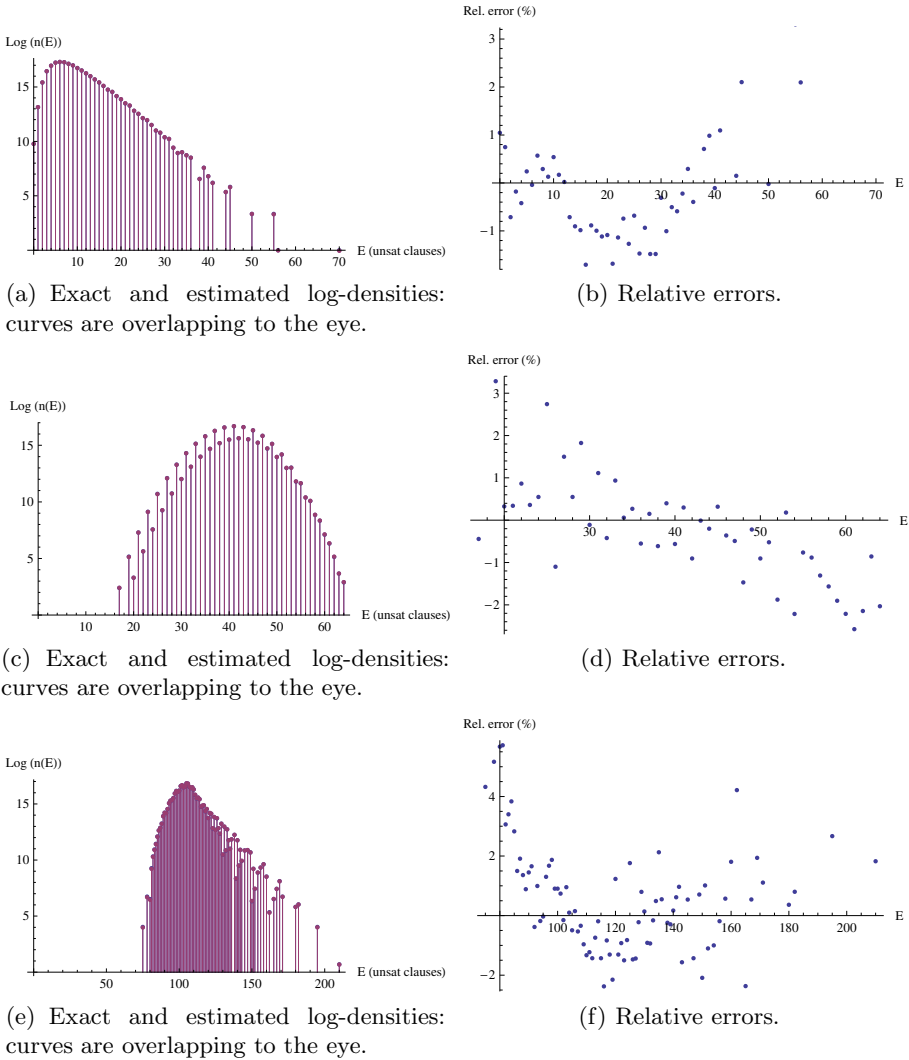
When the true DOS is known, we employ two metrics to evaluate the accuracy of the results: the relative error for each data point and a global measure represented by the Kullback-Leibler divergence between the true and the estimated densities. The Kullback-Leibler divergence between the true density  $n(\cdot)$  and the estimated one  $g(\cdot)$  is defined as:

$$D_{KL}(n||g) = \sum_{E=0}^m \frac{n(E)}{Z} \log \left( \frac{n(E)}{g(E)} \right)$$

where  $Z = 2^n$  is used to normalize the DOS to probability distributions. In fact, the KL divergence is a standard information theoretic non-symmetric measure of the difference between two probability distributions  $P$  and  $Q$ . In information theoretic terms, the KL divergence measures the expected number of extra bits required to code samples from  $P$  when using a code based on  $Q$ , rather than using a code based on  $P$ .

### 5.1 Structured Problems: Exact Counts

In figure 1, we compare the true and estimated log-densities for several small instances (all with less than 28 variables) from the MAXSAT-2007 competition



**Fig. 1.** The density of states of a Boolean formula counts the number of configurations that violate exactly  $E$  clauses, for all values of  $E$ . We present a comparison of the estimated density ( $g(E)$ ) and the exact one ( $n(E)$ ) computed by explicit enumeration for several small instances from the MaxSAT-2007 benchmark. Figures 1(a),1(b) are relative to the Ramsey Theorem instance *ram\_k3\_n8.ra0.cnf* (28 variables, 126 clauses). Figures 1(c),1(d) are relative to the Spin Glass instance *t3pm3-5555.spn.cnf* (27 variables, 162 clauses, unsat). Figures 1(e),1(f) are relative to the Clique instance *johnson8-2-4.clq.cnf* (28 variables, 420 clauses, unsat). A comparison in terms of Kullback-Leibler divergence is presented in table (1).

**Table 1.** Comparison with exact enumerator. Kullback-Leibler divergence between the true density of states and the estimated one.

Instance	variables	clauses	KL-divergence $D_{KL}(n g)$
ram_k3_n7.ra0.cnf	21	70	0.00003956
ram_k3_n8.ra0.cnf	28	126	0.0000119634
johnson8-2-4.clq.cnf	28	420	0.0000458743
t3pm3-5555.spn.cnf	27	162	0.0000130045
Synth. formula (3)	50	100	0.0000118838
Synth. formula (6)	200	750	0.000000125958

benchmark. The true density is computed by exact enumeration. We chose instances that are encodings of three different class of problems (Ramsey Theorem, Spin Glass, Max Clique) and we plotted log-densities because of the large range of values involved.

Although by the effect of the logarithmic scale the two densities in the plots are overlapping to the eye and therefore are not distinguishable, the corresponding relative error plots show that there is small error, that is never greater than 5%. The impressive degree of accuracy obtained is confirmed by the Kullback-Leibler divergences presented in table 1.

We also notice that even though the shape of the DOS is a distinctive characteristic of the original problem class, in all cases the distribution concentrates almost all the probability weight on a small energy range.

## 5.2 Synthetic Formulas: Exact Analytic Counts

The simplest analytical results can be obtained for a  $k$ -SAT formula with  $m$  clauses such that each variable appears in exactly one clause (so there are  $n = km$  variables). In this case the density of states is

$$n(E) = \binom{m}{E} p^E (1-p)^{m-E} 2^{km} = \binom{m}{E} \left(\frac{1}{2^k}\right)^E \left(1 - \frac{1}{2^k}\right)^{m-E} 2^n, \quad (2)$$

where  $p = 1/2^k$  is the probability that a clause is unsatisfied by an assignment chosen uniformly at random.

A more interesting class of instances with a closed form solution can be constructed in the following way:

$$x_1 \wedge x_2 \wedge (x_1 \vee x_2) \wedge (x_1 \vee \overline{x_2}) \wedge x_3 \wedge x_4 \wedge (x_3 \vee x_4) \wedge (x_3 \vee \overline{x_4}) \wedge \dots \wedge x_{\ell-1} \wedge x_\ell \wedge (x_{\ell-1} \vee x_\ell) \wedge (x_{\ell-1} \vee \overline{x_\ell}) \quad (3)$$

Each subformula of the form  $x_1 \wedge x_2 \wedge (x_1 \vee x_2) \wedge (x_1 \vee \overline{x_2})$  has a density of satisfied clauses that is uniform in the interval  $[1, 4]$ . Using the fact that the probability that the sum of  $n$   $s$ -sided dices is  $k$  can be written as

$$F[s, n, k] = \frac{1}{s^n} \sum_{i=0}^{\lfloor \frac{k-n}{s} \rfloor} (-1)^i \binom{n}{i} \binom{k-si-1}{n-1}, \quad k > n.$$

We therefore have that the number of configurations satisfying  $k$  clauses of a formula constructed as in equation (3) is  $F[4, \frac{\ell}{2}, k]2^\ell$  and from that the density of states is

$$n(E) = F[4, \frac{\ell}{2}, 2\ell - E]2^\ell \quad (4)$$

More generally, consider a (small) formula  $\phi$  for which we know the density of states  $n_\phi(E)$ . We can construct a larger formula  $F$  by taking the conjunction of  $\ell$  copies of  $\phi$ , each one involving a different set of variables  $x_1, \dots, x_\ell$ :

$$F(x_1, \dots, x_\ell) = \phi(x_1) \wedge \phi(x_2) \wedge \dots \wedge \phi(x_\ell).$$

Given the independence assumption implied by the fact that by construction the subformulas do not share variables, the DOS  $n_F(\cdot)$  of the larger formula  $F$  can be obtained in closed form using a multinomial distribution. Moreover, by noticing that the subformulas in  $F$  do not share variables, it is easy to see that  $n_F(E)$  can be computed as a multiple convolution of  $n_\phi(\cdot)$ :

$$n_F(E) = (n_\phi * \dots * n_\phi)(E), \quad (5)$$

where  $*$  is the convolution operator. This result is analogous to the fact that the probability density function (PDF) of the sum of independent random variables is equal to the convolution of the PDFs of the addends (concentrating the measure on the mean).

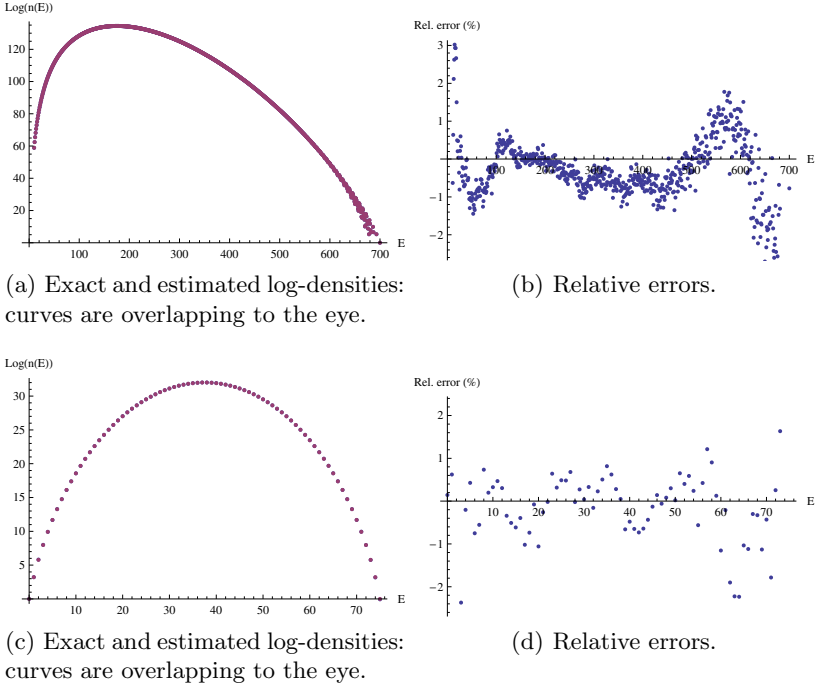
In particular, let  $P_n(x)$  be the standard CNF encoding of a Pigeon Hole problem with  $n$  holes and  $n + 1$  pigeons, with  $n + 1$  clauses which say that a pigeon has to be placed in some hole and a set of clauses ensuring that only one single pigeon is placed into each hole. This encoding leads to  $n(n + 1)$  variables and to  $(n + 1) + n(n + 1)/2$  clauses. Now we consider the following CNF formula:

$$P_n^\ell(x_1, \dots, x_\ell) = P_n(x_1) \wedge P_n(x_2) \wedge \dots \wedge P_n(x_\ell) \quad (6)$$

where  $x_i \cap x_j = \emptyset$  whenever  $i \neq j$ . Using (5), the DOS of formula (6) can be obtained as the convolution of the DOS of a single  $P_n(x)$  with itself  $\ell - 1$  times.

We test the effectiveness of **MCMC-FlatSat** on large synthetic instances, for which exact enumeration would not be possible, by comparing the estimated DOS with the analytical results we just derived. In figure 2(c) and 2(d) we compare the results of **MCMC-FlatSat** on a formula constructed as in equation (3) with the theoretical density of states given by (4). In the experiment presented in figure 2(a) and 2(b) we evaluate the DOS of a single  $P_4(x)$  by explicit enumeration, and then we compute the exact DOS of  $P_4^{10}(x_1, \dots, x_{10})$  by carrying over the convolutions. This is compared with the approximate result given by **MCMC-FlatSat** when used directly on the large formula (6). Even in this case, the log-densities in the plots are overlapping and therefore are not distinguishable to the eye, and the corresponding relative error is never greater than 3%, as confirmed by the small Kullback-Leibler divergences reported in table 1.



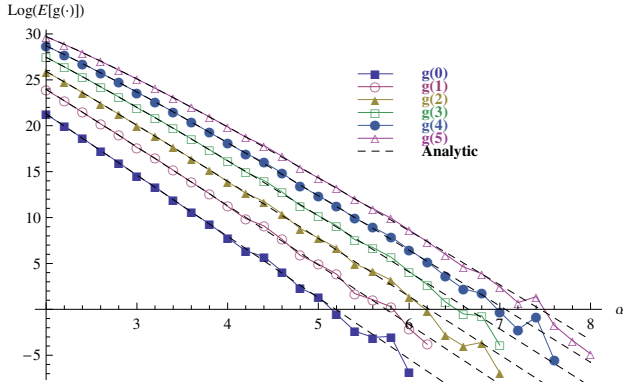


**Fig. 2.** Comparison of the estimated DOS and the exact analytical results obtained in section 5.2. In figure 2(a) and 2(b) we used a formula constructed as in equation (6) with  $n = 4$ ,  $\ell = 10$ , resulting in 200 variables, 750 clauses. In figure 2(c) and 2(d) we used a formula constructed as in equation (3) with 50 variables and 100 clauses.

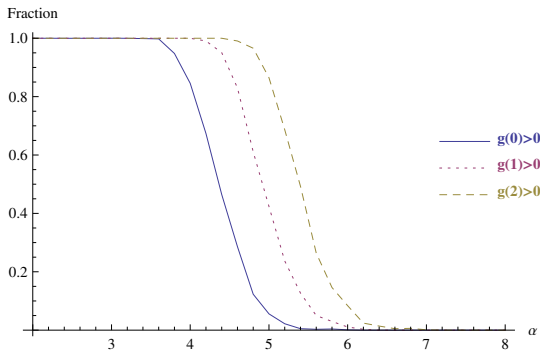
### 5.3 Random Formulas

In this section we present a detailed study of the behavior of the DOS for random 3-SAT formulas as a function of the ratio clauses to variables  $\alpha$ . In particular, we compute the average DOS over 1000 random instances for each value of  $\alpha$  in the range considered. By studying the behavior of  $g(0)$  (the number of estimated models) in figure 3(a) and 3(b), we recover the well known phase transition between the SAT and UNSAT phase, occurring at the critical ratio  $\alpha_c = 4.27$ . Notice that we have  $\mathbb{E}[g(0)] > 0$  for  $\alpha > \alpha_c$  because even if it is true that in that region most of the formulas are not satisfiable, the ones that are contributing to the average with large numbers of solutions (see [11]).

We discovered a similar phase transition behavior for  $g(i)$ ,  $i > 0$  as reported in figures 3(a) and 3(b). To the best of our knowledge, this is the first time these phase transition phenomena have been discovered experimentally. Notice however that the average DOS ( $\mathbb{E}[g(i)]$ ) for random  $k$ -SAT formulas can be obtained using equation (2). This is because given a truth assignment  $\sigma$ , the probability of having a clause that is violated by  $\sigma$  is  $1/2^k$  when the  $k$ -SAT formula is chosen uniformly at random. The comparison with the analytic result



(a) Average DOS.

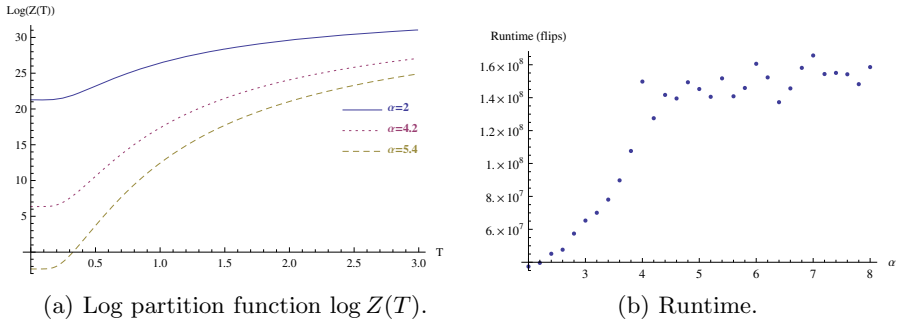


(b) Phase transitions.

**Fig. 3.** Average DOS and fraction of instances that have  $g(i) > 0$  for random 3-SAT formulas as functions of the ratio clauses to variables  $\alpha$ . The number of variables is  $n = 50$  (see pdf for color version of figures).

(2) in figure 3(a) confirms the good accuracy of the DOS estimation algorithm. Moreover, by using a Markov bound  $P[g(i) > 0] \leq \mathbb{E}[g(i)]$  we can get upper bounds on the phase transition thresholds we see in figure 3(b). For instance, we obtain that  $P[g(i) > 0] \leq 0.001$  for  $\alpha$  greater than 6.22, 6.80, 7.30 for  $i = 0, 1, 2$  respectively. Interestingly, using the same Markov bound one can also show that  $P[g(i) > 0] \rightarrow 0$  for  $\alpha > \log_{8/7} 2 = 5.19\dots$  for  $n \rightarrow \infty$  and  $i \in o(n/\log(n))$ .

With the density of states we can use canonical average formulas to calculate exactly macroscopic properties such as the log-partition function  $Z(T)$  at temperature  $T$ , defined as  $Z(T) = \log \left( \sum_E g(E) e^{-\frac{1}{T} E} \right)$ . This property is of considerable theoretical and practical interest because its zero temperature limit  $\lim_{T \rightarrow 0} Z(T)$  counts the number of models. Several analytical and algorithmic attempts ([12,13]) have been made to estimate its value in the low temperature range. Our findings reported in figure 4(a) suggest that small but non-zero



**Fig. 4.** Log partition function and runtime for random 3-SAT formulas as functions of the ratio clauses to variables and temperature. Notice that the value of  $Z(0)$  corresponds to the model count given by  $g(0)$  in figure 3(a).

temperature approximations of  $Z(T)$  can indeed provide accurate information on the number of models for random 3-SAT formulas.

Of practical interest is also the study of the running time of the algorithm presented in figure 4(b). We find an increased complexity as we approach the critical threshold  $\alpha_c$  that is typical of local search methods. However, given the peculiar nature of this local search method, we can study its behavior even for  $\alpha > \alpha_c$ . In that range, the runtime increases with a smaller slope, that we believe is caused by the additional effort required to estimate an histogram with an increasing number of energy levels.

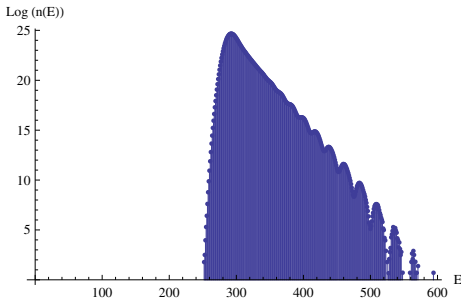
#### 5.4 Large Structured Instances

In this section we present the results obtained on large structured formulas for which the exact DOS is unknown and direct enumeration is not feasible. Given that we are not aware of any complete solver that is able to compute the exact DOS, we need to resort to partial consistency checks to assess the accuracy of **MCMC-FlatSat**. In particular, when it is possible, one can compare  $g(0)$  with the exact model count given by a complete solver such as Cachet ([14]). A further consistency check can be obtained by looking at the moments of the DOS. Intuitively, the moments represent a quantitative measure of the shape of a set of points and therefore they can be used to check that the probability mass is concentrated in the right regions. The  $k$ -th order moment is defined as

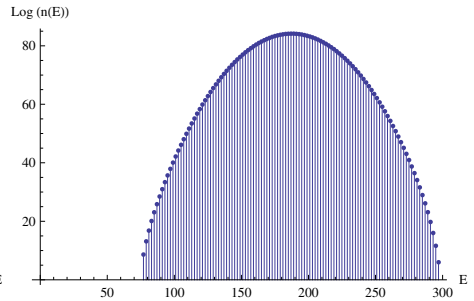
$$M(k) = \sum_E E^k \frac{g(E)}{Z}$$

where  $Z = 2^n$  is again used to normalize to a probability distribution. For example,  $M(1)$  is the average number of violated clauses by a random assignment. This value is compared with the *sample  $k$ -th moment*

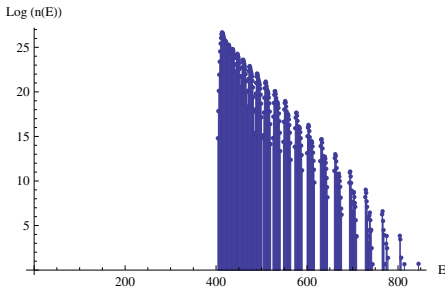
$$M_s(k) = \frac{1}{\ell} \sum_{i=1}^{\ell} E(X_i)^k$$



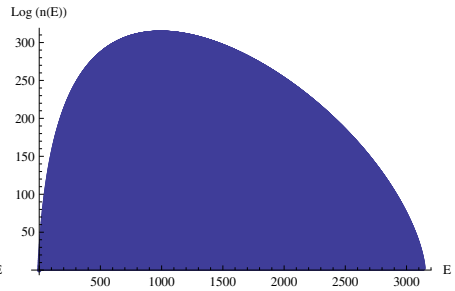
(a) Log-Density for a Clique problem *brock400\_2.clq.cnf* from MaxSAT-2009.



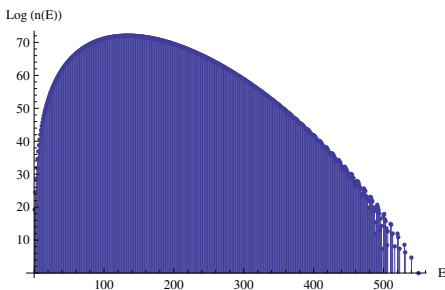
(b) Log-Density for a Spin Glass problem *spinglass5\_10.pm3.cnf* from MaxSAT-2009. Notice there are no configurations with an even number of unsatisfied clauses.



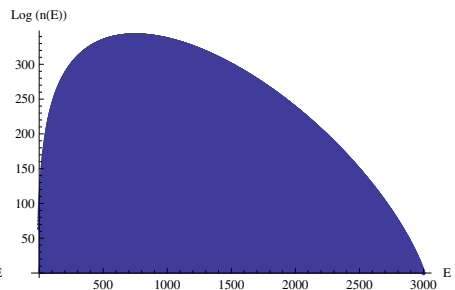
(c) Log-Density for a Clique problem *MANN\_a27.clq.cnf* from MaxSAT-2009. No solver presented at MAXSAT09 could solve this instance (within 30 minutes).



(d) Log-Density for the Logistic problem *bw\_large.a.cnf* from SATLib.



(e) Log-Density for the Pigeon Hole problem instance *hole10.cnf* from SATLib.



(f) Log-Density for the Morphed Graph Colouring problem *sw100-1.cnf* from SATLib.

**Fig. 5.** DOS for several large formulas from MaxSAT-2009 and SATLib ([15])

**Table 2.** Comparison of the moments. Sample moments estimated with  $\ell = 10^6$  uniformly sampled truth assignments. Exact model counting is done with Cachet.

Instance	var	clauses	$g(0)$	# models	$M_s(1)$	$M(1)$	$M_s(2)$	$M(2)$
brock400_2.clq.cnf	40	1188	0	0	297.014	297.024	88365.9	88372.3
spinglass5_10.pm3.cnf	125	750	0	0	187.498	187.492	35249.2	35247
MANN_a27.clq.cnf	42	1690	0	0	422.49	422.483	178709	178703
bw_large.a.cnf	459	4675	1	1	995.298	995.322	996349	996634
hole10.cnf	110	561	0	0	137.482	137.562	19621.7	19643.8
sw100-1.cnf	500	3100	$8.04 \times 10^{27}$		753.072	753.06	571718	571863

where  $X_1, X_2, \dots, X_\ell$  are samples drawn uniformly from all possible assignments. Given that the space of all possible assignments is exponentially large, the samples  $X_1, X_2, \dots, X_\ell$  will be representative only of high probability regions of that space. While this is precisely the reason why the method of uniform sampling cannot be used to estimate an entire DOS, it can still be used to check that the probability mass is concentrated in the right regions.

In figure 5, we present the estimated DOS for several instances from the MaxSAT-2009 benchmark and SATLib ([15]). These kind of results are, to the best of our knowledge, novel. Even though we cannot provide a formal guarantee that our results are accurate, the experimental validation in the previous sections suggests that they should be accurate. Moreover we have a perfect correspondence both with Model Counters and in terms of *sample  $k$ -th moments*, as confirmed by the results presented in table 2. In all these instances, we see that the shape of the DOS appears to be a characteristic property of the class of problems that was translated into SAT, and that the probability weight is again concentrated in a small energy range. We believe this type of information can be used to improve local search strategies targeted to a particular class of encodings.

## 5.5 Model Counting

Even if computing the DOS is a more general and more difficult problem than model counting, comparing **MCMC-FlatSat** with model counters still provides some useful insights. In particular, we can show that when the number of clauses in the formula is not too big, that is the overhead derived from computing the entire DOS is not overwhelming, **MCMC-FlatSat** competes against state of the art model counters, both in terms of accuracy and running times. We compared the performance of **MCMC-FlatSat** with two approximate model counters: Sample-Count ([2]) and SampleMiniSATEXact ([1]). The instances used are taken from the benchmark used in [1,2]. The results in table 3 show that **MCMC-FlatSat** generally achieves a greater accuracy, even though it does not provide any guarantee on the results (as [1,2] do). When the ratio of clauses to variables is not too high, it has comparable if not favorable running times. However, when the number of clauses is too large, the overhead caused by the computation of the entire DOS becomes too large and the comparison in terms of running times becomes unfair, even though it still wins in terms of accuracy.

A more detailed comparison is beyond the scope of this paper, but we believe that a fairly straightforward implementation that forces the random walk to

**Table 3.** Comparison with model counters on formulas from the benchmark in [2] with a small number of clauses. Timings for SampleCount and SampleMiniSATExact are taken from the respective papers [1,2]. MCMC-FlatSat timings are obtained on a comparable 3Ghz machine.

Instance	n	m	Exact #	SampleCount		SampleMiniSAT		MCMC-FlatSat	
				Models	Time	Models	Time	Models	Time
2bitmax_6	252	766	$2.10 \times 10^{29}$	$\geq 2.40 \times 10^{28}$	29	$2.08 \times 10^{29}$	345	$1.96 \times 10^{29}$	1863
wff-3-3.5	150	525	$1.40 \times 10^{14}$	$\geq 1.60 \times 10^{13}$	240	$1.60 \times 10^{13}$	145	$1.34 \times 10^{14}$	393
wff-3.1.5	100	150	$1.80 \times 10^{21}$	$\geq 1.00 \times 10^{20}$	240	$1.58 \times 10^{21}$	128	$1.83 \times 10^{21}$	21
wff-4-5.0	100	500		$\geq 8.00 \times 10^{15}$	120	$1.09 \times 10^{17}$	191	$8.64 \times 10^{16}$	189
ls8-norm	301	1603	$5.40 \times 10^{11}$	$\geq 3.10 \times 10^{10}$	1140	$2.22 \times 10^{11}$	168	$5.93 \times 10^{11}$	2693

stay inside low energy regions, without wasting time exploring the high energy space, could have dramatic impact on model counting. The reason is that the random walk used by estimating DOS is explicitly designed to count, while other sampling-based strategies are built on top of systems that might be too biased towards greedy heuristics when they perform random walks in the configuration space. Moreover, the information collected on how many configurations are not models (that is  $g(i), i > 0$ ) can be effectively used to infer about  $g(0)$ , given the normalization constraint  $\sum g(i) = 2^n$ .

## 6 Conclusions and Future Work

We described MCMC-FlatSat, a Markov Chain Monte Carlo technique based on the flat histogram method to estimate the density of states of Boolean formulas. We demonstrated the effectiveness of MCMC-FlatSat, both in terms of convergence and accuracy, on a broad range of structured and synthetic instances. Using our method, we also provided new insights about the phase transition phenomena of random 3-SAT formulas. We believe that the results presented in this paper are very promising and that the very detailed characterization of the configuration space provided by MCMC-FlatSat will open the way for a new set of heuristics for local search methods, and will provide further insights about random  $k$ -SAT formulas as well. Moreover, considering the generality of the flat histogram idea, we expect that this new approach will find many other applications both to counting and inference problems.

## Acknowledgments

This research is funded by NSF Expeditions in Computing grant 0832782.

## References

1. Gogate, V., Dechter, R.: Approximate counting by sampling the backtrack-free search space. In: Proc. of AAAI-2007, pp. 198–203 (2007)
2. Gomes, C., Hoffmann, J., Sabharwal, A., Selman, B.: From sampling to model counting. In: Proceedings of the 20th International Joint Conference on Artificial Intelligence, IJCAI 2007 (2007)

3. Gomes, C., Sabharwal, A., Selman, B.: Model counting: a new strategy for obtaining good bounds. In: Proceedings of AAAI 2006, pp. 54–61. AAAI Press, Menlo Park (2006)
4. Littman, M., Majercik, S., Pitassi, T.: Stochastic boolean satisfiability. *Journal of Automated Reasoning* 27(3), 251–296 (2001)
5. Sang, T., Beame, P., Kautz, H.: Solving Bayesian networks by weighted model counting. In: Proc. of AAAI 2005, pp. 475–481 (2005)
6. Hansen, P., Jaumard, B.: Algorithms for the maximum satisfiability problem. *Computing* 44(4), 279–303 (1990)
7. Wang, F., Landau, D.: Efficient, multiple-range random walk algorithm to calculate the density of states. *Physical Review Letters* 86(10), 2050–2053 (2001)
8. Belaidouni, M., Hao, J.K.: Sat, local search dynamics and density of states. In: Selected Papers from the 5th European Conference on Artificial Evolution, pp. 192–204. Springer, Heidelberg (2002)
9. Rosé, H., Ebeling, W., Asselmeyer, T.: The density of states - a measure of the difficulty of optimisation problems. In: Ebeling, W., Rechenberg, I., Voigt, H.-M., Schwefel, H.-P. (eds.) PPSN 1996. LNCS, vol. 1141, pp. 208–217. Springer, Heidelberg (1996)
10. Wei, W., Erenrich, J., Selman, B.: Towards efficient sampling: Exploiting random walk strategies. In: Proceedings of the 19th National Conference on Artificial Intelligence, pp. 670–676. AAAI Press, Menlo Park (2004)
11. Kamath, A., Motwani, R., Palem, K., Spirakis, P.: Tail bounds for occupancy and the satisfiability threshold conjecture. In: Proc. of the 35th Annual Symposium on the Foundations of Computer Science, pp. 592–603 (1994)
12. Monasson, R., Zecchina, R.: Entropy of the K-satisfiability problem. *Physical review letters* 76(21), 3881–3885 (1996)
13. Montanari, A., Shah, D.: Counting good truth assignments of random k-SAT formulae. In: Proc. of the 18th ACM Symposium on Discrete Algorithms (2007)
14. Sang, T., Bacchus, F., Beame, P., Kautz, H., Pitassi, T.: Combining component caching and clause learning for effective model counting. In: Proc. of SAT 2004 (2004)
15. Hoos, H., Stützle, T.: SATLIB: An Online Resource for Research on SAT. In: Sat 2000: Highlights of Satisfiability Research in the Year, p. 283 (2000)