

ON THE COMPRESSION OF LOW RANK MATRICES*

H. CHENG[†], Z. GIMBUTAS[†], P. G. MARTINSSON[‡], AND V. ROKHLIN[‡]

Abstract. A procedure is reported for the compression of rank-deficient matrices. A matrix A of rank k is represented in the form $A = U \circ B \circ V$, where B is a $k \times k$ submatrix of A , and U, V are well-conditioned matrices that each contain a $k \times k$ identity submatrix. This property enables such compression schemes to be used in certain situations where the singular value decomposition (SVD) cannot be used efficiently. Numerical examples are presented.

Key words. matrix factorization, low rank approximation, matrix inversion

AMS subject classifications. 65F30, 15A23, 65R20

DOI. 10.1137/030602678

1. Introduction. In computational physics, and many other areas, one often encounters matrices whose ranks are (to high precision) much lower than their dimensionalities; even more frequently, one is confronted with matrices possessing large submatrices that are of low rank. An obvious source of such matrices is the potential theory, where discretization of integral equations almost always results in matrices of this type (see, for example, [7]). Such matrices are also encountered in fluid dynamics, numerical simulation of electromagnetic phenomena, structural mechanics, multivariate statistics, etc. In such cases, one is tempted to “compress” the matrices in question so that they could be efficiently applied to arbitrary vectors; compression also facilitates the storage and any other manipulation of such matrices that might be desirable.

At this time, several classes of algorithms exist that use this observation. The so-called fast multipole methods (FMMs) are algorithms for the application of certain classes of matrices to arbitrary vectors; FMMs tend to be extremely efficient but are only applicable to very narrow classes of operators (see [2]). Another approach to the compression of operators is based on wavelets and related structures (see, for example, [3, 1]); these schemes exploit the smoothness of the elements of the matrix viewed as a function of their indices and tend to fail for highly oscillatory operators.

Finally, there is a class of compression schemes that are based purely on linear algebra and are completely insensitive to the analytical origin of the operator. This class consists of the singular value decomposition (SVD), the so-called QR and QLP factorizations [10], and several others. Given an $m \times n$ matrix A of rank $k < \min(m, n)$, the SVD represents A in the form

$$(1.1) \quad A = U \circ D \circ V^*,$$

where D is a $k \times k$ diagonal matrix whose elements are nonnegative, and U and V are

*Received by the editors December 22, 2003; accepted for publication (in revised form) April 30, 2004; published electronically March 22, 2005. This research was supported in part by the Defense Advanced Research Projects Agency under contract MDA972-00-1-0033, by the Office of Naval Research under contract N00014-01-0364, and by the Air Force Office of Scientific Research under contract F49620-03-C-0041.

<http://www.siam.org/journals/sisc/26-4/60267.html>

[†]MadMax Optics Inc., 3035 Whitney Ave., Hamden, CT 06518 (info@madmaxoptics.com, zydrunas.gimbutas@madmaxoptics.com).

[‡]Department of Mathematics, Yale University, New Haven, CT 06511 (martins@cs.yale.edu, rokhlm@cs.yale.edu).

matrices (of sizes $m \times k$ and $n \times k$, respectively) whose columns are orthonormal. The compression provided by the SVD is optimal in terms of accuracy (see, for example, [6]) and has a simple geometric interpretation: it expresses each of the columns of A as a linear combination of the k (orthonormal) columns of U ; it also represents the rows of A as linear combinations of (orthonormal) rows of V ; and the matrices U, V are chosen in such a manner that the rows of U are images (up to a scaling) under A of the columns of V .

In this paper, we propose a different matrix decomposition. Specifically, we represent the matrix A described above in the form

$$(1.2) \quad A = \mathcal{U} \circ B \circ \mathcal{V}^*,$$

where B is a $k \times k$ submatrix of A , and the norms of the matrices \mathcal{U}, \mathcal{V} (of dimensionalities $n \times k$ and $m \times k$, respectively) are reasonably close to 1 (see Theorem 3 in section 3 below). Furthermore, each of the matrices \mathcal{U}, \mathcal{V} contains a unity $k \times k$ submatrix.

Like (1.1), the representation (1.2) has a simple geometric interpretation: it expresses each of the columns of A as a linear combination of k selected columns of A and each of the rows of A as a linear combination of k selected rows of A . This selection defines a $k \times k$ submatrix B of A , and in the resulting system of coordinates, the action of A is represented by the action of its submatrix B .

The representation (1.2) has the advantage that the bases used for the representation of the mapping A consist of the columns and rows of A , while each element of the bases in the representation (1.1) is itself a linear combination of *all* rows (or columns) of the matrix A . In section 5, we illustrate the advantages of the representation (1.2) by constructing an accelerated direct solver for integral equations of potential theory.

Other advantages of the representation (1.2) are that the numerical procedure for constructing it is considerably less expensive than that for the construction of the SVD (see section 4) and that the cost of applying (1.2) to an arbitrary vector is

$$(1.3) \quad (n + m - k) \cdot k$$

versus

$$(1.4) \quad (n + m) \cdot k$$

for the SVD.

The obvious disadvantage of (1.2) vis-a-vis (1.1) is the fact that the norms of the matrices \mathcal{U}, \mathcal{V} are somewhat greater than 1, leading to some (though minor) loss of accuracy. Another disadvantage of the proposed factorization is its nonuniqueness; in this respect it is similar to the pivoted QR factorization.

Remark 1. In (1.2), the submatrix B of the matrix A is defined as the intersection of k columns with k rows. Denoting the sequence numbers of the rows by i_1, i_2, \dots, i_k and the sequence numbers of the columns by j_1, j_2, \dots, j_k , we will refer to the submatrix B of A as the skeleton of A , to the $k \times n$ matrix consisting of the rows of A numbered i_1, i_2, \dots, i_k as the row skeleton of A , and to the $m \times k$ matrix consisting of the columns of A numbered j_1, j_2, \dots, j_k as the column skeleton of A .

The structure of this paper is as follows. Section 2 below summarizes several facts from numerical linear algebra to be used in the remainder of the paper. In section 3, we prove the existence of a stable factorization of the form (1.2). In section 4, we describe a reasonably efficient numerical algorithm for constructing such a factorization.

In section 5, we illustrate how the geometric properties of the factorization (1.2) can be utilized in the construction of an accelerated direct solver for integral equations of potential theory. The performance of the direct solver is investigated through numerical examples. Finally, section 6 contains a discussion of other possible applications of the techniques covered in this paper.

2. Preliminaries. In this section we introduce our notation and summarize several facts from numerical linear algebra; these can all be found in [8].

Throughout the paper, we use uppercase letters for matrices and lowercase letters for vectors and scalars. We reserve Q for matrices that have orthonormal columns and P for permutation matrices. The canonical unit vectors in \mathbb{C}^n are denoted by e_j . Given a matrix X , we let X^* denote its adjoint (the complex conjugate transpose), $\sigma_k(X)$ its k th singular value, $\|X\|_2$ its l^2 -norm, and $\|X\|_F$ its Frobenius norm. Finally, given matrices A, B, C , and D , we let

$$(2.1) \quad [A \mid B], \quad \left[\begin{array}{c} A \\ C \end{array} \right], \quad \text{and} \quad \left[\begin{array}{c|c} A & B \\ \hline C & D \end{array} \right]$$

denote larger matrices obtained by combining the blocks A, B, C , and D .

The first result that we present asserts that, given any matrix A , it is possible to reorder its columns to form a matrix AP , where P is a permutation matrix, with the following property: When AP is factored into an orthonormal matrix Q and an upper triangular matrix R , so that $AP = QR$, then the singular values of the leading $k \times k$ submatrix of R are reasonably good approximations of the k largest singular values of A . The theorem also says that the first k columns of AP form a well-conditioned basis for the column space of A to within an accuracy of roughly $\sigma_{k+1}(A)$.

THEOREM 1 (Gu and Eisenstat). *Suppose that A is an $m \times n$ matrix, $l = \min(m, n)$, and k is an integer such that $1 \leq k \leq l$. Then there exists a factorization*

$$(2.2) \quad AP = QR,$$

where P is an $n \times n$ permutation matrix, Q is an $m \times l$ matrix with orthonormal columns, and R is an $l \times n$ upper triangular matrix. Furthermore, splitting Q and R ,

$$(2.3) \quad Q = \left[\begin{array}{c|c} Q_{11} & Q_{12} \\ \hline Q_{21} & Q_{22} \end{array} \right], \quad R = \left[\begin{array}{c|c} R_{11} & R_{12} \\ \hline 0 & R_{22} \end{array} \right],$$

in such a fashion that Q_{11} and R_{11} are of size $k \times k$, Q_{21} is $(m - k) \times k$, Q_{12} is $k \times (l - k)$, Q_{22} is $(m - k) \times (l - k)$, R_{12} is $k \times (n - k)$, and R_{22} is $(l - k) \times (n - k)$, results in the following inequalities:

$$(2.4) \quad \sigma_k(R_{11}) \geq \sigma_k(A) \frac{1}{\sqrt{1 + k(n - k)}},$$

$$(2.5) \quad \sigma_1(R_{22}) \leq \sigma_{k+1}(A) \sqrt{1 + k(n - k)},$$

$$(2.6) \quad \|R_{11}^{-1} R_{12}\|_F \leq \sqrt{k(n - k)}.$$

Remark 2. In this paper we do not use the full power of Theorem 1 since we are concerned only with the case of very small $\varepsilon = \sigma_{k+1}(A)$. In this case, the inequality

(2.5) implies that A can be well approximated by a low rank matrix. In particular, (2.5) implies that

$$(2.7) \quad \left\| A - \begin{bmatrix} Q_{11} \\ Q_{21} \end{bmatrix} [R_{11} | R_{12}] P^* \right\|_2 \leq \varepsilon \sqrt{1 + k(n - k)}.$$

Furthermore, the inequality (2.6) in this case implies that the first k columns of AP form a well-conditioned basis for the entire column space of A (to within an accuracy of ε).

While Theorem 1 asserts the existence of a factorization (2.2) with the properties (2.4), (2.5), (2.6), it says nothing about the cost of constructing such a factorization numerically. The following theorem asserts that a factorization that satisfies bounds that are weaker than (2.4), (2.5), (2.6) by a factor of \sqrt{n} can be computed in $O(mn^2)$ operations.

THEOREM 2 (Gu and Eisenstat). *Given an $m \times n$ matrix A , a factorization of the form (2.2) that, instead of (2.4), (2.5), and (2.6), satisfies the inequalities*

$$(2.8) \quad \sigma_k(R_{11}) \geq \frac{1}{\sqrt{1 + nk(n - k)}} \sigma_k(A),$$

$$(2.9) \quad \sigma_1(R_{22}) \leq \sqrt{1 + nk(n - k)} \sigma_{k+1}(A),$$

$$(2.10) \quad \|R_{11}^{-1} R_{12}\|_F \leq \sqrt{nk(n - k)}$$

can be computed in $O(mn^2)$ operations.

Remark 3. The complexity $O(mn^2)$ in Theorem 2 is a worst-case bound. Typically, the number of operations required is similar to the time required for a simple pivoted Gram–Schmidt algorithm; $O(mnk)$.

3. Analytical apparatus. In this section we prove that the factorization (1.2) exists by applying Theorem 1 to both the columns and the rows of the matrix A . Theorem 2 then guarantees that the factorization can be computed efficiently.

The following theorem is the principal analytical tool of this paper.

THEOREM 3. *Suppose that A is an $m \times n$ matrix and let k be such that $1 \leq k \leq \min(m, n)$. Then there exists a factorization*

$$(3.1) \quad A = P_L \begin{bmatrix} I \\ S \end{bmatrix} A_S [I | T] P_R^* + X,$$

where $I \in \mathbb{C}^{k \times k}$ is the identity matrix, P_L and P_R are permutation matrices, and A_S is the top left $k \times k$ submatrix of $P_L^* A P_R$. In (3.1), the matrices $S \in \mathbb{C}^{(m-k) \times k}$ and $T \in \mathbb{C}^{k \times (n-k)}$ satisfy the inequalities

$$(3.2) \quad \|S\|_F \leq \sqrt{k(m - k)} \quad \|T\|_F \leq \sqrt{k(n - k)},$$

and

$$(3.3) \quad \|X\|_2 \leq \sigma_{k+1}(A) \sqrt{1 + k(\min(m, n) - k)};$$

i.e., the matrix X is small if the $(k + 1)$ th singular value of A is small.

Proof. The proof consists of two steps. First, Theorem 1 is invoked to assert the existence of k columns of A that form a well-conditioned basis for the column space to within an accuracy of $\sigma_{k+1}(A)$; these are collected in the $m \times k$ matrix A_{CS} . Then Theorem 1 is invoked again to prove that k of the rows of A_{CS} form a well-conditioned basis for its row space. Without loss of generality, we assume that $m \geq n$ and that $\sigma_k(A) \neq 0$.

For the first step we factor A into matrices Q and R as specified by Theorem 1, letting P_R denote the permutation matrix. Splitting Q and R into submatrices Q_{ij} and R_{ij} as in (2.3), we reorganize the factorization (2.2) as follows:

$$\begin{aligned} AP_R &= \begin{bmatrix} Q_{11} \\ Q_{21} \end{bmatrix} [R_{11} | R_{12}] + \begin{bmatrix} Q_{12} \\ Q_{22} \end{bmatrix} [0 | R_{22}] \\ (3.4) \quad &= \begin{bmatrix} Q_{11}R_{11} \\ Q_{21}R_{11} \end{bmatrix} [I | R_{11}^{-1}R_{12}] + \begin{bmatrix} 0 & Q_{12}R_{22} \\ 0 & Q_{22}R_{22} \end{bmatrix}. \end{aligned}$$

We now define the matrix $T \in \mathbb{C}^{k \times (n-k)}$ via the formula

$$(3.5) \quad T = R_{11}^{-1}R_{12};$$

T satisfies the inequality (3.2) by virtue of (2.6). We define the matrix $X \in \mathbb{C}^{m \times n}$ via the formula

$$(3.6) \quad X = \begin{bmatrix} 0 & Q_{12}R_{22} \\ 0 & Q_{11}R_{22} \end{bmatrix} P_R^*,$$

which satisfies the inequality (3.3) by virtue of (2.5). Defining the matrix $A_{CS} \in \mathbb{C}^{m \times k}$ by

$$(3.7) \quad A_{CS} = \begin{bmatrix} Q_{11}R_{11} \\ Q_{21}R_{11} \end{bmatrix},$$

we reduce (3.4) to the form

$$(3.8) \quad AP_R = A_{CS} [I | T] + XP_R.$$

An obvious interpretation of (3.8) is that A_{CS} consists of the first k columns of the matrix AP_R (since the corresponding columns of XP_R are identically zero).

The second step of the proof is to find k rows of A_{CS} forming a well-conditioned basis for its row-space. To this end, we factor the transpose of A_{CS} as specified by Theorem 1,

$$(3.9) \quad A_{CS}^* P_L = \tilde{Q} [\tilde{R}_{11} | \tilde{R}_{12}].$$

Transposing (3.9) and rearranging the terms, we have

$$(3.10) \quad P_L^* A_{CS} = \begin{bmatrix} \tilde{R}_{11}^* \\ \tilde{R}_{12}^* \end{bmatrix} \tilde{Q}^* = \begin{bmatrix} I \\ \tilde{R}_{12}^* (\tilde{R}_{11}^*)^{-1} \end{bmatrix} \tilde{R}_{11}^* \tilde{Q}^*.$$

Multiplying (3.8) by P_L^* and using (3.10) to substitute for $P_L^* A_{CS}$, we obtain

$$(3.11) \quad P_L^* AP_R = \begin{bmatrix} I \\ \tilde{R}_{12}^* (\tilde{R}_{11}^*)^{-1} \end{bmatrix} \tilde{R}_{11}^* \tilde{Q}^* [I | T] + P_L^* XP_R.$$

We now convert (3.11) into (3.1) by defining the matrices $A_S \in \mathbb{C}^{k \times k}$ and $S \in \mathbb{C}^{(n-k) \times k}$ via the formulas

$$(3.12) \quad A_S = \tilde{R}_{11}^* \tilde{Q}^* \quad \text{and} \quad S = \tilde{R}_{12}^* (\tilde{R}_{11}^*)^{-1},$$

respectively. \square

Remark 4. While the definition (3.5) serves its purpose within the proof of Theorem 3, it is somewhat misleading. Indeed, it is more reasonable to define T as a solution of the equation

$$(3.13) \quad \|R_{11}T - R_{12}\|_2 \leq \sigma_{k+1}(A) \sqrt{1 + k(n-k)}.$$

When the solution is nonunique, we choose a solution that minimizes $\|T\|_F$. From the numerical point of view, the definition (3.13) is much preferable to (3.5) since it is almost invariably the case that R_{11} is highly ill-conditioned, if not outright singular.

Introducing the notation

$$(3.14) \quad A_{CS} = P_L \begin{bmatrix} I \\ S \end{bmatrix} A_S \in \mathbb{C}^{n \times k} \quad \text{and} \quad A_{RS} = A_S [I | T] P_R \in \mathbb{C}^{k \times m},$$

we observe that under the conditions of Theorem 3, the factorization (3.1) can be rewritten in the forms

$$(3.15) \quad A = A_{CS} [I | T] P_R^* + X,$$

$$(3.16) \quad A = P_L \begin{bmatrix} I \\ S \end{bmatrix} A_{RS} + X.$$

The matrix A_{CS} consists of k of the columns of A , while A_{RS} consists of k of the rows. We refer to A_S as the skeleton of A and to A_{CS} and A_{RS} as the column and row skeletons, respectively.

Remark 5. While Theorem 3 guarantees the existence of a well-conditioned factorization of the form (3.1), it says nothing about the cost of obtaining such a factorization. However, it follows from Theorem 2 and Remark 3 that a factorization (3.1) with the matrices S , T , and X satisfying the weaker bounds

$$(3.17) \quad \|S\|_2 \leq \sqrt{mk(m-k)} \quad \text{and} \quad \|T\|_2 \leq \sqrt{nk(n-k)},$$

and, with $l = \min(m, n)$,

$$(3.18) \quad \|X\|_2 \leq \sqrt{1 + lk(l-k)} \sigma_{k+1}(A),$$

can be constructed using, typically, $O(mnk)$ and at most $O(mnl)$ floating point operations.

Observation 1. The relations (3.1), (3.15), (3.16) have simple geometric interpretations. Specifically, (3.15) asserts that for a matrix A of rank k , it is possible to select k columns that form a well-conditioned basis of the entire column space. Let $j_1, \dots, j_k \in \{1, \dots, n\}$ denote the indices of those columns and let $X_k = \text{span}(e_{j_1}, \dots, e_{j_k}) \subseteq \mathbb{C}^n$ (thus, X_k is the set of vectors whose only nonzero coordinates are x_{j_1}, \dots, x_{j_k}). According to Theorem 3, there exists an operator

$$(3.19) \quad \text{Proj} : \mathbb{C}^n \rightarrow X_k,$$

defined by the formula

$$(3.20) \quad \text{Proj} = P_R \left[\begin{array}{c|c} I & T \\ \hline & 0 \end{array} \right] P_R^*,$$

such that the diagram

$$(3.21) \quad \begin{array}{ccc} \mathbb{C}^n & \xrightarrow{A} & \mathbb{C}^m \\ \text{Proj} \downarrow & & \nearrow A'_{CS} \\ & & X_k \end{array}$$

is commutative. Here, A'_{CS} is the $m \times n$ matrix formed by setting all columns of A except j_1, \dots, j_k to zero. Furthermore, $\sigma_1(\text{Proj})/\sigma_k(\text{Proj}) \leq \sqrt{1 + k(n - k)}$. Similarly, (3.16) asserts the existence of k rows, say with indices $i_1, \dots, i_k \in \{1, \dots, m\}$, that form a well-conditioned basis for the entire row-space. Setting $Y_k = \text{span}(e_{i_1}, \dots, e_{i_k}) \subseteq \mathbb{C}^m$, there exists an operator

$$(3.22) \quad \text{Eval} : Y_k \rightarrow \mathbb{C}^m,$$

defined by

$$(3.23) \quad \text{Eval} = P_L \left[\begin{array}{c|c} I & \\ \hline S & 0 \end{array} \right] P_L^*,$$

such that the diagram

$$(3.24) \quad \begin{array}{ccc} \mathbb{C}^n & \xrightarrow{A} & \mathbb{C}^m \\ & \searrow A'_{RS} & \uparrow \text{Eval} \\ & & Y_k \end{array}$$

is commutative. Here, A'_{RS} is the $m \times n$ matrix formed by setting all rows of A except i_1, \dots, i_k to zero. Furthermore, $\sigma_1(\text{Eval})/\sigma_k(\text{Eval}) \leq \sqrt{1 + k(m - k)}$. Finally, the geometric interpretation of (3.1) is the combination of the diagrams (3.21) and (3.24),

$$(3.25) \quad \begin{array}{ccc} \mathbb{C}^n & \xrightarrow{A} & \mathbb{C}^m \\ \text{Proj} \downarrow & & \uparrow \text{Eval} \\ X_k & \xrightarrow{A'_S} & Y_k \end{array} .$$

Here, A'_S is the $m \times n$ matrix formed by setting all entries of A , except those at the intersection of the rows i_1, \dots, i_k with the columns j_1, \dots, j_k , to zero.

As a comparison, we consider the diagram

$$(3.26) \quad \begin{array}{ccc} \mathbb{C}^n & \xrightarrow{A} & \mathbb{C}^m \\ V_k^* \downarrow & & \uparrow U_k \\ \mathbb{C}^k & \xrightarrow{D_k} & \mathbb{C}^k \end{array}$$

obtained when the SVD is used to compress the matrix $A \in \mathbb{C}^{m \times n}$. Here, D_k is the $k \times k$ diagonal matrix formed by the k largest singular values of A , and V_k and U_k are column matrices containing the corresponding right and left singular vectors, respectively. The factorization (3.26) has the disadvantage that the matrices U_k and V_k are dense (while the matrices Proj and Eval have the structures defined in (3.20) and (3.23), respectively). On the other hand, (3.26) has the advantage that the columns of each of the matrices U_k and V_k are orthonormal.

4. Numerical apparatus. In this section, we present a simple and reasonably efficient procedure for computing the factorization (3.1). It has been extensively tested and consistently produces factorizations that satisfy the bounds (3.17). While there exist matrices for which this simple approach will not work well, they appear to be exceedingly rare.

Given an $m \times n$ matrix A , the first step (out of four) is to apply the pivoted Gram–Schmidt process to its columns. The process is halted when the column space has been exhausted to a preset accuracy ε , leaving a factorization

$$(4.1) \quad AP_R = Q [R_{11} \mid R_{12}],$$

where $P_R \in \mathbb{C}^{n \times n}$ is a permutation matrix, $Q \in \mathbb{C}^{m \times k}$ has orthonormal columns, $R_{11} \in \mathbb{C}^{k \times k}$ is upper triangular, and $R_{12} \in \mathbb{C}^{k \times (n-k)}$.

The second step is to find a matrix $T \in \mathbb{C}^{k \times (n-k)}$ that solves the equation

$$(4.2) \quad R_{11}T = R_{12}$$

to within an accuracy of ε . When R_{11} is ill-conditioned, there is a large set of solutions; we pick one for which $\|T\|_F$ is minimized.

Letting $A_{CS} \in \mathbb{C}^{m \times k}$ denote the matrix formed by the first k columns of AP_R , we now have a factorization

$$(4.3) \quad A = A_{CS} [I \mid T] P_R^*.$$

The third and fourth steps are entirely analogous to the first and second but are concerned with finding k rows of A_{CS} that form a basis for its row-space. They result in a factorization

$$(4.4) \quad A_{CS} = P_L \begin{bmatrix} I \\ S \end{bmatrix} A_S.$$

The desired factorization (3.1) is now obtained by inserting (4.4) into (4.3).

For this technique to be successful, it is crucially important that the Gram–Schmidt factorization be performed accurately. Neither modified Gram–Schmidt, nor the method using Householder reflectors, is accurate enough. Instead, we use a technique that is based on modified Gram–Schmidt, but that at each step reorthogonalizes the vector chosen to be added to the basis before adding it. In exact arithmetic, this step would be superfluous, but in the presence of round-off error it greatly increases the quality of the factorization generated. The process is described in detail in section 2.4.5 of [4].

The computational cost for the procedure described in this section is similar to the cost for computing a standard QR-factorization. Under most circumstances, this cost is significantly lower than the cost of computing the SVD; see [6].

5. Application: An accelerated direct solver for contour integral equations. In this section we use the matrix compression technique presented in section 4 to construct an accelerated direct solver for contour integral equations with non-oscillatory kernels. Upon discretization, such equations lead to dense systems of linear equations, and iterative methods combined with fast matrix-vector multiplication techniques are commonly used to obtain the solution. Many such fast multiplication techniques take advantage of the fact that the off-diagonal blocks of the discrete system typically have low rank. Employing the matrix compression techniques presented in section 3, we use this low rank property to accelerate direct, rather than iterative, solution techniques. The method uses no machinery beyond what is described in section 3 and is applicable to most integral equations defined on one-dimensional curves (regardless of the dimension of the surrounding space) involving nonoscillatory kernels.

This section is organized into four subsections: subsection 5.1 describes a simple algorithm for reducing the size of a dense system of algebraic equations; subsection 5.2 presents a technique that improves the computational efficiency of the compression algorithm; subsection 5.3 gives a heuristic interpretation of the algorithm (similar to Observation 1). Finally, in subsection 5.4 we present the results of a numerical implementation of the compression algorithm.

Remark 6. For the purposes of the simple algorithm presented in subsection 5.1, it is possible to use either the SVD or the matrix factorization (3.1) to compress the low rank matrices. However, the acceleration technique described in section 5.2 inherently depends on the geometric properties of the factorization (3.1), and the SVD is not suitable in this context.

5.1. A simple compression algorithm for contour integral equations.

For concreteness, we consider the equation

$$(5.1) \quad u(x) + \int_{\Gamma} K(x, y)u(y) ds(y) = f(x) \quad \text{for } x \in \Gamma,$$

where Γ is some contour and $K(x, y)$ is a nonoscillatory kernel. The function u represents an unknown “charge” distribution on Γ that is to be determined from the given function f . We present an algorithm that works for almost any contour but, for simplicity, we will assume that the contour consists of p disjoint pieces, $\Gamma = \Gamma_1 + \dots + \Gamma_p$, where all pieces have similar sizes (an example is given in Figure 4). We discretize each piece Γ_i using n points and apply Nyström discretization to approximate (5.1) by a system of linear algebraic equations. For $p = 3$, this system takes the form

$$(5.2) \quad \left[\begin{array}{c|c|c} M^{(1,1)} & M^{(1,2)} & M^{(1,3)} \\ \hline M^{(2,1)} & M^{(2,2)} & M^{(2,3)} \\ \hline M^{(3,1)} & M^{(3,2)} & M^{(3,3)} \end{array} \right] \begin{bmatrix} u^{(1)} \\ u^{(2)} \\ u^{(3)} \end{bmatrix} = \begin{bmatrix} f^{(1)} \\ f^{(2)} \\ f^{(3)} \end{bmatrix},$$

where $u^{(i)} \in \mathbb{C}^n$ and $f^{(i)} \in \mathbb{C}^n$ are discrete representations of the unknown boundary charge distribution and the right-hand side associated with Γ_i , and $M^{(i,j)} \in \mathbb{C}^{n \times n}$ is a dense matrix representing the evaluation of a potential on Γ_i caused by a charge distribution on Γ_j .

The interaction between Γ_1 and the rest of the contour is governed by the matrices

$$(5.3) \quad H^{(1)} = [M^{(1,2)} | M^{(1,3)}] \in \mathbb{C}^{n \times 2n} \quad \text{and} \quad V^{(1)} = \begin{bmatrix} M^{(2,1)} \\ M^{(3,1)} \end{bmatrix} \in \mathbb{C}^{2n \times n}.$$

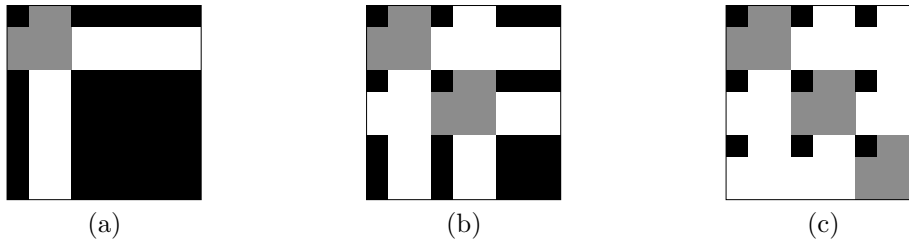


FIG. 1. Zeros are introduced into the matrix in three steps: (a) interactions between Γ_1 and the other contours are compressed; (b) interactions with Γ_2 are compressed; (c) interactions with Γ_3 are compressed. The small black blocks are of size $k \times k$ and consist of entries that have not been changed beyond permutations, grey blocks refer to updated parts, and white blocks consist of zero entries.

For nonoscillatory kernels, these matrices are typically rank deficient; see [7]. We let k denote an upper bound on their ranks (to within some preset level of accuracy ε). By virtue of (3.16), we know that there exist k rows of $H^{(1)}$ which form a well-conditioned basis for all the n rows. In other words, there exists a well-conditioned $n \times n$ matrix $L^{(1)}$ (see Remark 6) such that

$$(5.4) \quad L^{(1)}H^{(1)} = \left[\frac{H_{\text{RS}}^{(1)}}{Z} \right] + O(\varepsilon),$$

where $H_{\text{RS}}^{(1)}$ is a $k \times 2n$ matrix formed by k of the rows of $H^{(1)}$ and Z is the $(n-k) \times 2n$ zero matrix. There similarly exists an $n \times n$ matrix $R^{(1)}$ such that

$$(5.5) \quad V^{(1)}R^{(1)} = [V_{\text{CS}}^{(1)}|Z^*] + O(\varepsilon),$$

where $V_{\text{CS}}^{(1)}$ is a $2n \times k$ matrix formed by k of the columns of $V^{(1)}$. For simplicity, we will henceforth assume that the off-diagonal blocks have *exact* rank at most k and ignore the error terms.

The relations (5.4) and (5.5) imply that by restructuring (5.2) as

$$(5.6) \quad \left[\begin{array}{c|c|c} L^{(1)}M^{(1,1)}R^{(1)} & L^{(1)}M^{(1,2)} & L^{(1)}M^{(1,3)} \\ \hline M^{(2,1)}R^{(1)} & M^{(2,2)} & M^{(2,3)} \\ \hline M^{(3,1)}R^{(1)} & M^{(3,2)} & M^{(3,3)} \end{array} \right] \left[\begin{array}{c} (R^{(1)})^{-1}u^{(1)} \\ \hline u^{(2)} \\ \hline u^{(3)} \end{array} \right] = \left[\begin{array}{c} L^{(1)}f^{(1)} \\ \hline f^{(2)} \\ \hline f^{(3)} \end{array} \right],$$

we introduce blocks of zeros in the matrix, as shown in Figure 1(a).

Next, we compress the interaction between Γ_2 and the rest of the contour to obtain the matrix structure shown in Figure 1(b). Repeating the process with Γ_3 , we obtain the final structure shown in Figure 1(c). At this point, we have constructed matrices $R^{(i)}$ and $L^{(i)}$ and formed the new system

$$(5.7) \quad \left[\begin{array}{c|c|c} L^{(1)}M^{(1,1)}R^{(1)} & L^{(1)}M^{(1,2)}R^{(2)} & L^{(1)}M^{(1,3)}R^{(3)} \\ \hline L^{(2)}M^{(2,1)}R^{(1)} & L^{(2)}M^{(2,2)}R^{(2)} & L^{(2)}M^{(2,3)}R^{(3)} \\ \hline L^{(3)}M^{(3,1)}R^{(1)} & L^{(3)}M^{(3,2)}R^{(2)} & L^{(3)}M^{(3,3)}R^{(3)} \end{array} \right] \left[\begin{array}{c} (R^{(1)})^{-1}u^{(1)} \\ \hline (R^{(2)})^{-1}u^{(2)} \\ \hline (R^{(3)})^{-1}u^{(3)} \end{array} \right] \\ = \left[\begin{array}{c} L^{(1)}f^{(1)} \\ \hline L^{(2)}f^{(2)} \\ \hline L^{(3)}f^{(3)} \end{array} \right],$$

whose matrix is shown in Figure 1(c). The parts of the matrix that are shown as grey in the figure represent interactions that are internal to each contour. These $n - k$ degrees of freedom per contour can be eliminated by performing a local, $O(n^3)$, operation for each contour (this local operation essentially consists of forming a Schur complement). This leaves a dense system of 3×3 blocks, each of size $k \times k$. Thus, we have reduced the problem size by a factor of n/k .

The cost of reducing the original system of pn algebraic equations to a compressed system of pk equations is $O(p^2n^2k)$. The cost of inverting the compressed system is $O(p^3k^3)$. The total computational cost for a single solve has thus been reduced from

$$(5.8) \quad t^{(\text{uncomp})} \sim p^3n^3$$

to

$$(5.9) \quad t^{(\text{comp})} \sim p^2n^2k + p^3k^3.$$

If (5.1) is to be solved for several right-hand sides, the additional cost for each right-hand side is $O(p^2n^2)$ if compression is not used and $O(p^2k^2 + pn^2)$ if it is.

Remark 7. The existence of the matrices $L^{(1)}$ and $R^{(1)}$ is a direct consequence of (3.16) and (3.15), respectively. Specifically, substituting $H^{(1)}$ for A in (3.16), we obtain the formula

$$(5.10) \quad P_L^* H^{(1)} = \begin{bmatrix} I \\ S \end{bmatrix} H_{\text{RS}}^{(1)},$$

where $H_{\text{RS}}^{(1)}$ is the $k \times 2n$ matrix consisting of the top k rows of $P_L^* H^{(1)}$. Now we obtain (5.4) from (5.10) by defining

$$(5.11) \quad L^{(1)} = \begin{bmatrix} I & | & 0 \\ -S & | & I \end{bmatrix} P_L^*.$$

We note that the largest and smallest singular values of $L^{(1)}$ satisfy the inequalities

$$(5.12) \quad \sigma_1(L^{(1)}) \leq (1 + \|S\|_2^2)^{1/2} \quad \text{and} \quad \sigma_n(L^{(1)}) \geq (1 + \|S\|_2^2)^{-1/2},$$

respectively. Thus $\text{cond}(L^{(1)}) \leq 1 + \|S\|_2^2$, which is of moderate size according to Theorem 3. The matrix $R^{(1)}$ is similarly constructed by forming the column skeleton of $V^{(1)}$.

Remark 8. It is sometimes advantageous to choose the same k points when constructing the skeletons of $H^{(i)}$ and $V^{(i)}$. This can be achieved by compressing the two matrices jointly, for instance, by forming the row skeleton of $[H^{(i)} | (V^{(i)})^*]$. In this case $L^{(i)} = (R^{(i)})^*$. When this is done, the compression ratio deteriorates since the singular values of $[H^{(i)} | (V^{(i)})^*]$ decay more slowly than those of either $H^{(i)}$ or $V^{(i)}$. The difference is illustrated in Figures 5 and 6.

Remark 9. The assumption that the kernel in (5.1) is nonoscillatory can be relaxed substantially. The algorithm works as long as the off-diagonal blocks of the matrix discretizing the integral operator are at least moderately rank deficient; see [9].

5.2. An accelerated compression technique. For the algorithm presented in subsection 5.1, the compression of the interaction between a fixed contour and its $p - 1$ fellows is quite costly, since it requires the construction and compression of the large matrices $H^{(i)} \in \mathbb{C}^{n \times (p-1)n}$ and $V^{(i)} \in \mathbb{C}^{(p-1)n \times n}$. We will avoid this cost by




FIG. 2. In order to determine the $R^{(i)}$ and $L^{(i)}$ that compress the interaction between Γ_i (shown in bold) and the remaining contours, it is sufficient to consider only the interactions between the contours drawn with a solid line in (b).

constructing matrices $L^{(i)}$ and $R^{(i)}$ that satisfy (5.4) and (5.5) through an entirely local procedure. In order to illustrate how this is done, we consider the contours in Figure 2(a) and suppose that we want to find the transformation matrices that compress the interaction of the contour Γ_i (drawn with a bold line) with the remaining ones. We do this by compressing the interaction between Γ_i and an artificial contour Γ_{artif} that surrounds Γ_i (as shown in Figure 2(b)) combined with the parts of the other contours that penetrate it. This procedure works for any potential problem for which the Green's identities hold. For details, see [9].

When the acceleration technique described in the preceding paragraph is used, the computational cost for the compression of a single piece of the contour is $O(n^2k)$, rather than the $O(pn^2k)$ cost for the construction and compression of $H^{(i)}$ and $V^{(i)}$. Thus, the cost for the entire compression step is now $O(pn^2k)$ rather than $O(p^2n^2k)$. This cost is typically smaller than the $O(p^3k^3)$ cost for inverting the compressed system and we obtain (cf. (5.9))

$$(5.13) \quad t^{(\text{comp})} \sim p^3k^3.$$

Combining (5.8) and (5.13), we find that

$$\text{Speed-up} = \frac{t^{(\text{uncomp})}}{t^{(\text{comp})}} \sim \left(\frac{n}{k}\right)^3.$$

Remark 10. The direct solver that we have presented has a computational complexity that scales cubically with the problem size N and is thus not a “fast” algorithm. However, by applying the scheme recursively, it is possible to reduce the asymptotic complexity to $O(N^{3/2})$, or $O(N \log N)$, depending on the geometry of the contour Γ (see [9]).

5.3. Discussion. In this section, we describe a geometric interpretation of the compression technique described in subsection 5.1. The discussion will center around the commutative diagram in Figure 3, whose upper path represents the interaction between Γ_1 and $\Gamma \setminus \Gamma_1$ in the uncompressed equation: A charge distribution on $\Gamma \setminus \Gamma_1$ generates via $H^{(1)}$ a potential on Γ_1 ; then through application of $[K^{(11)}]^{-1}$ (sometimes called a “scattering matrix”) this potential induces a charge distribution on Γ_1 that ensures that (5.1) is satisfied for $x \in \Gamma_1$; finally, $V^{(1)}$ constructs the field on $\Gamma \setminus \Gamma_1$ generated by the induced charge distribution on Γ_1 .

Equation (5.4) says that it is possible to choose k points on the contour Γ_1 in such a way that when a field generated by a charge distribution on the rest of the contour

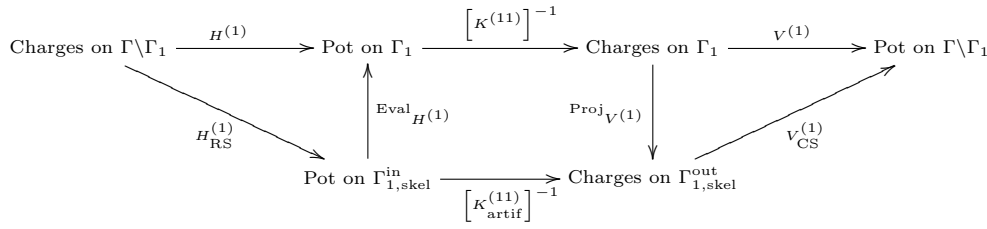


FIG. 3. Compression of the interaction between Γ_1 and $\Gamma \setminus \Gamma_1$.




FIG. 4. The contours used for the numerical calculations with $p = 128$. Picture (a) shows the full contour and a box (which is not part of the contour) that indicates the location of the close-up shown in (b).

is known at these points, it is possible to interpolate the field at the remaining points on Γ_1 from these values. We call the set of these k points $\Gamma_{1,skel}^{in}$ and the interpolation operator $Eval_{H^{(1)}}$. In Figure 3, the statements of this paragraph correspond to the commutativity of the left triangle; cf. (3.24).

Equation (5.5) says that it is possible to choose k points on Γ_1 in such a way that any field on the rest of the contour generated by charges on Γ_1 can be replicated by placing charges only on these k points. We call the set of these k points $\Gamma_{1,skel}^{out}$ and the restriction operator $Proj_{V^{(1)}}$. In Figure 3, the statements of this paragraph correspond to the commutativity of the right triangle; cf. (3.21).

The compression algorithm exploits the commutativity of the outer triangles by following the lower path in the diagram, jumping directly from the charge distribution on $\Gamma_{1,skel}^{in}$ to the potential on $\Gamma_{1,skel}^{out}$ by inverting the artificial $k \times k$ scattering matrix

$$(5.14) \quad K_{artif}^{(11)} = [Proj_{V^{(1)}} [K^{(11)}]^{-1} Eval_{H^{(1)}}]^{-1}.$$

Remark 11. The technique of Remark 8 can be used to enforce that $\Gamma_{1,skel}^{in} = \Gamma_{1,skel}^{out}$ and that $Proj_{V^{(1)}} = [Eval_{H^{(1)}}]^*$.

5.4. Numerical results. The accelerated algorithm described in subsection 5.2 has been computationally tested on the second kind integral equation obtained by discretizing an exterior Dirichlet boundary value problem using the double layer kernel. The contours used consisted of a number of jagged circles arranged in a skewed square as shown in Figure 4. The number of contours p ranged from 8 to 128. For this problem, $n = 200$ points per contour were required to obtain a relative accuracy of $\varepsilon = 10^{-6}$. We found that to this level of accuracy, no $H^{(i)}$ or $V^{(i)}$ had rank exceeding $k = 50$. As an example, we show in Figure 5 the singular values of the matrices $H^{(i)}$

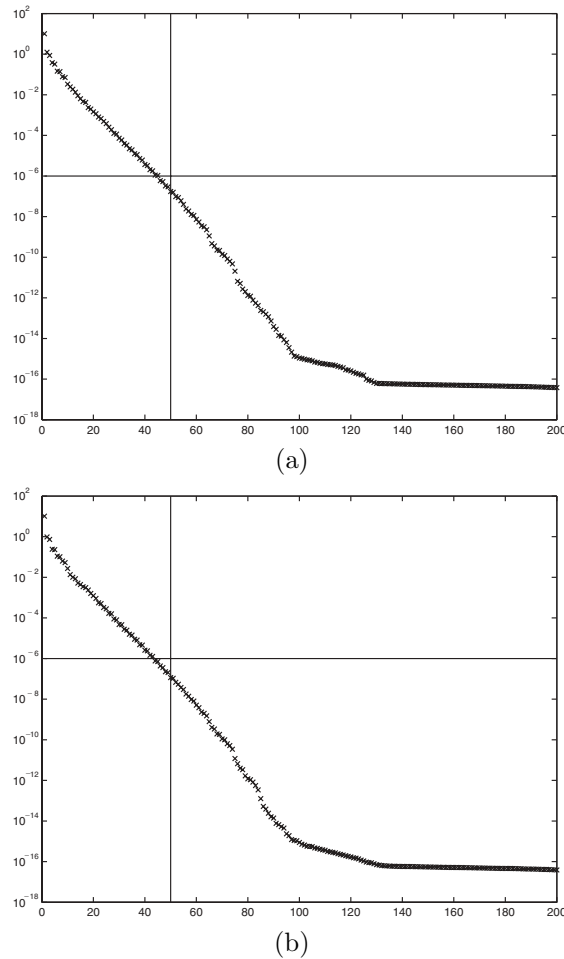


FIG. 5. Plots of the singular values of (a) $V^{(i)}$ and (b) $H^{(i)}$ for a discretization of the double layer kernel associated with the Laplace operator on the nine contours depicted in Figure 2(a). In the example shown, the contours were discretized using $n = 200$ points, giving a relative discretization error of about 10^{-6} . The plots show that to that level of accuracy, the matrices $V^{(i)} \in \mathbb{C}^{1600 \times 200}$ and $H^{(i)} \in \mathbb{C}^{200 \times 1600}$ have numerical rank less than $k = 50$ (to an accuracy of 10^{-6}).

and $V^{(i)}$ representing interactions between the highlighted contour in Figure 2(a) and the remaining ones.

The algorithm described in section 5 was implemented in FORTRAN and run on a 2.8GHz Pentium IV desktop PC with 512Mb RAM. The CPU times for a range of different problem sizes are presented in Table 1. The data presented supports the following claims for the compressed solver:

- For large problems, the CPU time speed-up approaches the estimated factor of $(n/k)^3 = 64$.
- The reduced memory requirement makes relatively large problems amenable to direct solution.

Remark 12. In the interest of simplicity, we forced the program to use the same compression ratio k/n for each contour. In general, it detects the required interaction rank of each contour as its interaction matrices are being compressed and uses different

TABLE 1

CPU times in seconds for solving (5.2). p is the number of contours. $t^{(\text{uncomp})}$ is the CPU time required to solve the uncompressed equations; the numbers in italics are estimated since these problems did not fit in RAM. $t^{(\text{comp})}$ is the CPU time to solve the equations using the compression method; this time is split between $t_{\text{init}}^{(\text{comp})}$, the time to compress the equations, and $t_{\text{solve}}^{(\text{comp})}$, the time to solve the reduced system of equations. The error is the relative error incurred by the compression measured in the maximum norm when the right-hand side is a vector of ones. Throughout the table, the numbers in parentheses refer to numbers obtained when the technique of subsection 5.2 is not used.

p	$t^{(\text{uncomp})}$	$t^{(\text{comp})}$	$t_{\text{init}}^{(\text{comp})}$	$t_{\text{solve}}^{(\text{comp})}$	Error
8	5.6	2.0 (4.6)	1.6 (4.1)	0.05	$8.1 \cdot 10^{-7}$ ($1.4 \cdot 10^{-7}$)
16	50	4.1 (16.4)	3.1 (15.5)	0.4	$2.9 \cdot 10^{-6}$ ($2.8 \cdot 10^{-7}$)
32	451	13.0 (72.1)	6.4 (65.3)	5.5	$4.4 \cdot 10^{-6}$ ($4.4 \cdot 10^{-7}$)
64	<i>3700</i>	65 (270)	14 (220)	48	—
128	<i>30000</i>	480 (1400)	31 (960)	440	—

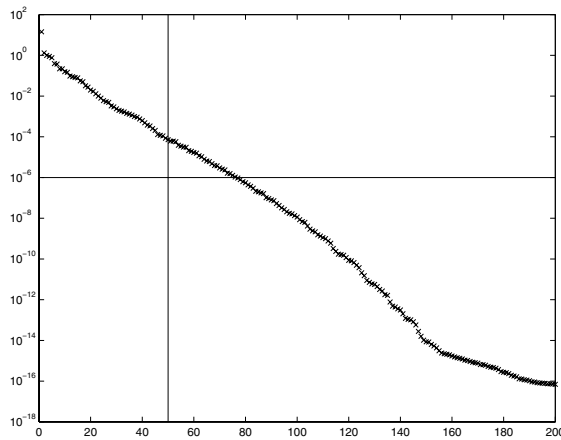


FIG. 6. Plot of the singular values of $X^{(i)} = [H^{(i)} | (V^{(i)})^*]$ where $H^{(i)}$ and $V^{(i)}$ are as in Figure 5. The numerical rank of $X^{(i)}$ is approximately 80, which is larger than the individual ranks of $H^{(i)}$ and $V^{(i)}$.

ranks for each contour.

6. Conclusions. We have described a compression scheme for low rank matrices. For a matrix A of dimensionality $m \times n$ and rank k , the factorization can be applied to an arbitrary vector for the cost of $(n + m - k) \cdot k$ operations after a significant initial factorization cost; this is marginally faster than the cost $(n + m) \cdot k$ produced by the SVD. The factorization cost is roughly the same as that for the rank-revealing QR decomposition of A .

A more important advantage of the proposed decomposition is the fact that it expresses all of the columns of A as linear combinations of k appropriately selected columns of A , and all of the rows of A as linear combinations of k appropriately selected rows of A . Since each basis vector (both row and column) produced by the SVD or any other classical factorization is a linear combination of *all* the rows or columns of A , the decomposition we propose is considerably easier to manipulate; we illustrate this point by constructing an accelerated scheme for the direct solution of integral equations of potential theory in the plane.

A related advantage of the proposed decomposition is the fact that one frequently

encounters collections of matrices such that the same selection of rows and columns can be used for each matrix to span its row and column space (in other words, there exist fixed P_L and P_R such that each matrix in the collection has a decomposition (3.1) with small matrices S and T). Once one matrix in such a collection has been factored, the decomposition of the remaining ones is considerably simplified since the skeleton of the first can be reused. If it should happen that the skeleton of the first matrix that was decomposed is not a good choice for some other matrix, this is easily detected (since then no small matrices S and T can be computed) and the global skeleton can be extended as necessary.

We have constructed several other numerical procedures using the approach described in this paper. In particular, a code has been designed for the (reasonably) rapid solution of scattering problems in the plane based on the direct (as opposed to iterative) solution of the Lippman–Schwinger equation; the scheme utilizes the same idea as that used in [5] and has the same asymptotic CPU time estimate $O(N^{3/2})$ for a square region discretized into N nodes. However, the CPU times obtained by us are a significant improvement on these reported in [5]; the paper reporting this work is in preparation.

Another extension of this work is a fast direct solver for boundary integral equations in two dimensions (see [9]). While, technically, the algorithm of [9] is only “fast” for nonoscillatory problems, it is our experience that it remains viable for oscillatory ones (such as those associated with the Helmholtz equation), as long as the scatterers are less than about 300 wavelengths in size.

It also appears to be possible to utilize the techniques of this paper to construct an order $O(N \log N)$ scheme for the solution of elliptic PDEs in both two and three dimensions, provided that the associated Green’s function is not oscillatory. This work is in progress and, if successful, will be reported at a later date.

REFERENCES

- [1] B. ALPERT, G. BEYLKIN, R. COIFMAN, AND V. ROKHLIN, *Wavelet-like bases for the fast solution of second-kind integral equations*, SIAM J. Sci. Comput., 14 (1993), pp. 159–184.
- [2] G. BEYLKIN, *On multiresolution methods in numerical analysis*, Doc. Math., Extra Volume, III (1998), pp. 481–490.
- [3] G. BEYLKIN, R. COIFMAN, AND V. ROKHLIN, *Fast wavelet transforms and numerical algorithms I*, Comm. Pure Appl. Math., 14 (1991), pp. 141–183.
- [4] Å. BJÖRCK, *Numerics of Gram-Schmidt orthogonalization*, Linear Algebra Appl., 197/198 (1994), pp. 297–316.
- [5] Y. CHEN, *Fast direct solver for the Lippmann-Schwinger equation*, Adv. Comput. Math., 16 (2002), pp. 175–190.
- [6] G. H. GOLUB AND C. F. VAN LOAN, *Matrix Computations*, 3rd ed., Johns Hopkins University Press, Baltimore, MD, 1996.
- [7] L. GREENGARD AND V. ROKHLIN, *A new version of the fast multipole method for the Laplace equation in three dimensions*, Acta Numer., 6 (1997), pp. 229–269.
- [8] M. GU AND S. C. EISENSTAT, *Efficient algorithms for computing a strong rank-revealing QR factorization*, SIAM J. Sci. Comput., 17 (1996), pp. 848–869.
- [9] P. G. MARTINSSON AND V. ROKHLIN, *A fast direct solver for boundary integral equations in two dimensions*, J. Comput. Phys., to appear.
- [10] G. W. STEWART, *Matrix Algorithms, Vol. I: Basic Decompositions*, SIAM, Philadelphia, 1998.