

CS412/413

Introduction to Compilers
Radu Rugina

Lecture 21: Liveness and Copy Propagation
12 Mar 03

Control Flow Graphs

- Control Flow Graph (CFG) = graph representation of computation and control flow in the program
 - framework to statically analyze program control-flow
- In a CFG:
 - Nodes are basic blocks; they represent computation
 - Edges characterize control flow between basic blocks
- Can build the CFG representation either from the high IR or from the low IR

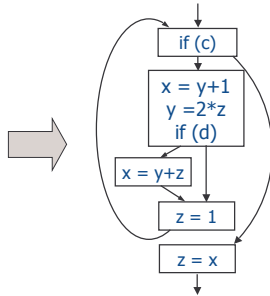
CS 412/413 Spring 2003

Introduction to Compilers

2

Build CFG from High IR

```
while (c) {  
  x = y + 1;  
  y = 2 * z;  
  if (d) x = y+z;  
  z = 1;  
}  
z = x;
```



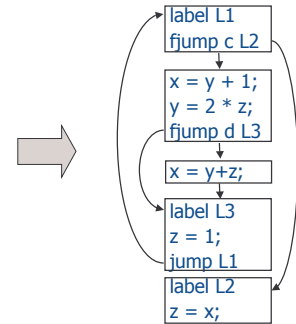
CS 412/413 Spring 2003

Introduction to Compilers

3

Build CFG from Low IR

```
label L1  
fjump c L2  
x = y + 1;  
y = 2 * z;  
fjump d L3  
x = y+z;  
label L3  
z = 1;  
jump L1  
label L2  
z = x;
```



CS 412/413 Spring 2003

Introduction to Compilers

4

Using CFGs

- Next: use CFG representation to statically extract information about the program
 - Reason at compile-time
 - About the run-time values of variables and expressions in all program executions
- Extracted information example: live variables
- Idea:
 - Define program points in the CFG
 - Reason statically about how the information flows between these program points

CS 412/413 Spring 2003

Introduction to Compilers

5

Program Points

- Two program points for each instruction:
 - There is a program point before each instruction
 - There is a program point after each instruction



- In a basic block:
 - Program point after an instruction = program point before the successor instruction

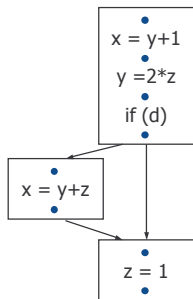
CS 412/413 Spring 2003

Introduction to Compilers

6

Program Points: Example

- Multiple successor blocks means that point at the end of a block has multiple successor program points
- Depending on the execution, control flows from a program point to one of its successors
- Also multiple predecessors
- How does information propagate between program points?



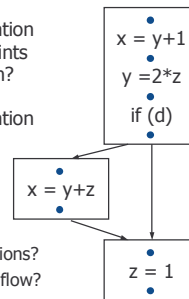
CS 412/413 Spring 2003

Introduction to Compilers

7

Flow of Extracted Information

- Question 1: how does information flow between the program points before and after an instruction?
- Question 2: how does information flow between successor and predecessor basic blocks?
- ... in other words:
 - Q1: what is the effect of instructions?
 - Q2: what is the effect of control flow?



CS 412/413 Spring 2003

Introduction to Compilers

8

Using CFGs

- To extract information: reason about how it propagates between program points
- Rest of this lecture: how to use CFGs to compute information at each program point for:
 - Live variable analysis, which computes live variables are live at each program point
 - Copy propagation analysis, which computes the variable copies available at each program point

CS 412/413 Spring 2003

Introduction to Compilers

9

Live Variable Analysis

- Computes live variables at each program point
 - I.e. variables holding values which may be used later (in some execution of the program)
- For an instruction I , consider:
 - $in[I]$ = live variables at program point before I
 - $out[I]$ = live variables at program point after I
- For a basic block B , consider:
 - $in[B]$ = live variables at beginning of B
 - $out[B]$ = live variables at end of B
- If I = first instruction in B , then $in[B] = in[I]$
- If I' = last instruction in B , then $out[B] = out[I']$

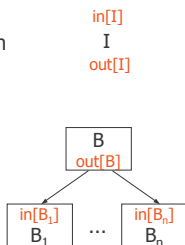
CS 412/413 Spring 2003

Introduction to Compilers

10

How to Compute Liveness?

- Answer question 1: for each instruction I , what is the relation between $in[I]$ and $out[I]$?
- Answer question 2: for each basic block B with successor blocks B_1, \dots, B_n , what is the relation between $out[B]$ and $in[B_1], \dots, in[B_n]$?



CS 412/413 Spring 2003

Introduction to Compilers

11

Part 1: Analyze Instructions

- Question: what is the relation between sets of live variables before and after an instruction?
- Examples:

$in[I] = \{y, z\}$	$in[I] = \{y, z, t\}$	$in[I] = \{x, t\}$
$x = y+z$	$x = y+z$	$x = x+1$
$out[I] = \{z\}$	$out[I] = \{x, t\}$	$out[I] = \{x, t\}$
- ... is there a general rule?

CS 412/413 Spring 2003

Introduction to Compilers

12

Constraint System

- Put parts together: start with CFG and derive a system of constraints between live variable sets:

$$\begin{cases} \text{in}[I] = (\text{out}[I] - \text{def}[I]) \cup \text{use}[I] & \text{for each instruction } I \\ \text{out}[B] = \bigcup_{B' \in \text{succ}(B)} \text{in}[B'] & \text{for each basic block } B \end{cases}$$

- Solve constraints:
 - Start with empty sets of live variables
 - Iteratively apply constraints
 - Stop when we reach a fixed point

CS 412/413 Spring 2003

Introduction to Compilers

19

Constraint Solving Algorithm

For all instructions $\text{in}[I] = \text{out}[I] = \emptyset$

Repeat

For each instruction I

$\text{in}[I] = (\text{out}[I] - \text{def}[I]) \cup \text{use}[I]$

For each basic block B

$\text{out}[B] = \bigcup_{B' \in \text{succ}(B)} \text{in}[B']$

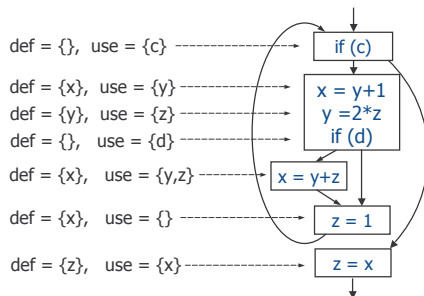
Until no change in live sets

CS 412/413 Spring 2003

Introduction to Compilers

20

Example



CS 412/413 Spring 2003

Introduction to Compilers

21

Copy Propagation

- Goal: determine copies available at each program point
- Information: set of copies $\langle x=y \rangle$ at each point
- For each instruction I :
 - $\text{in}[I]$ = copies available at program point before I
 - $\text{out}[I]$ = copies available at program point after I
- For each basic block B :
 - $\text{in}[B]$ = copies available at beginning of B
 - $\text{out}[B]$ = copies available at end of B
- If I = first instruction in B , then $\text{in}[B] = \text{in}[I]$
- If I' = last instruction in B , then $\text{out}[B] = \text{out}[I']$

CS 412/413 Spring 2003

Introduction to Compilers

22

Same Methodology

- Express flow of information (i.e. available copies):
 - For points before and after each instruction ($\text{in}[I]$, $\text{out}[I]$)
 - For points at exit and entry of basic blocks ($\text{in}[B]$, $\text{out}[B]$)
- Build constraint system using the relations between available copies
- Solve constraints to determine available copies at each point in the program

CS 412/413 Spring 2003

Introduction to Compilers

23

Analyze Instructions

- Knowing $\text{in}[I]$, can compute $\text{out}[I]$:
 - Remove from $\text{in}[I]$ all copies $\langle u=v \rangle$ if variable u or v is written by I
 - Keep all other copies from $\text{in}[I]$
 - If I is of the form $x=y$, add it to $\text{out}[I]$

- Mathematically:

$$\text{out}[I] = (\text{in}[I] - \text{kill}[I]) \cup \text{gen}[I]$$

where:

- $\text{kill}[I]$ = copies "killed" by instruction I
- $\text{gen}[I]$ = copies "generated" by instruction I

CS 412/413 Spring 2003

Introduction to Compilers

24

Computing Kill/Gen

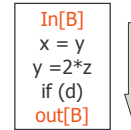
- Compute kill[I] and gen[I] for each instruction I:

if I is $x = y \text{ OP } z$: $\text{gen}[I] = \{z\}$ $\text{kill}[I] = \{u=v \mid u \text{ or } v \text{ is } x\}$
 if I is $x = \text{OP } y$: $\text{gen}[I] = \{x\}$ $\text{kill}[I] = \{u=v \mid u \text{ or } v \text{ is } x\}$
 if I is $x = y$: $\text{gen}[I] = \{x=y\}$ $\text{kill}[I] = \{u=v \mid u \text{ or } v \text{ is } x\}$
 if I is $x = \text{addr } y$: $\text{gen}[I] = \{y\}$ $\text{kill}[I] = \{u=v \mid u \text{ or } v \text{ is } x\}$
 if I is $\text{if } (x)$: $\text{gen}[I] = \{x\}$ $\text{kill}[I] = \{y \mid y \text{ is used in } I\}$
 if I is $\text{return } x$: $\text{gen}[I] = \{x\}$ $\text{kill}[I] = \{y \mid y \text{ is used in } I\}$
 if I is $x = f(y_1, \dots, y_n)$: $\text{gen}[I] = \{x\}$ $\text{kill}[I] = \{u=v \mid u \text{ or } v \text{ is } x\}$

(again, ignore load and store instructions)

Forward Flow

- **Relation:**
 $\text{out}[I] = (\text{in}[I] - \text{kill}[I]) \cup \text{gen}[I]$
- **The information flows forward!**
- **Instructions:** can compute out[I] if we know in[I]
- **Basic blocks:** information about available copies flows from in[B] to out[B]

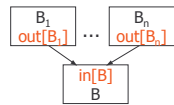


Analyze Control Flow

- **Rule:** A copy is available at end of block B if it is live at the beginning of all predecessor blocks
- **Characterizes all possible program executions**

- **Mathematically:**

$$\text{in}[B] = \bigcap_{B' \in \text{pred}(B)} \text{out}[B']$$



- **Information flows forward:** from predecessors B' of B to basic block B

Constraint System

- **Build constraints:** start with CFG and derive a system of constraints between sets of available copies:

$$\begin{cases} \text{out}[I] = (\text{in}[I] - \text{kill}[I]) \cup \text{gen}[I] & \text{for each instruction } I \\ \text{in}[B] = \bigcap_{B' \in \text{pred}(B)} \text{out}[B'] & \text{for each basic block } B \end{cases}$$

- **Solve constraints:**
 - Start with empty sets of available copies
 - Iteratively apply constraints
 - Stop when we reach a fixed point

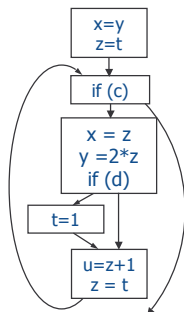
Example

- What are the available copies at the end of the program?

$x=y?$

$z=t?$

$x=z?$



Summary

- **Extracting information about live variables and available copies is similar**
 - Define the required information
 - Define information before/after instructions
 - Define information at entry/exit of blocks
 - Build constraints for instructions/control flow
 - Solve constraints to get needed information
- **...is there a general framework?**
 - Yes: dataflow analysis!