

CS100B: Prelim 3
November 16, 1999
7:30 PM – 9:00 PM

(Print your name)

Statement of integrity: I did not break the rules of academic integrity on this exam:

(Signature)

(Student ID)

Sections	10	11	12	13	14	15
(circle one)	Mon	Mon	Mon	Tue	Tue	Tue
	1:25	2:30	3:35	10:10	2:30	3:35

Instructions:

- **CIRCLE YOUR SECTION!** Otherwise, your test goes to Carpenter.
- Answer all questions by yourself! Respect academic integrity.
- This test is closed book – no calculators, reference sheets, or any other material allowed.
- Initial or sign each page.
- Show all work and comment code fragments to receive partial credit
- Use the back of each page if you need more space.
- Remember to breathe! Relax, it's only a test.

Points:

1. _____ (15 points)

2. _____ (25 points)

3. _____ (35 points)

4. _____ (25 points)

Subtotal: _____ /100 points

5. _____ (2 possible bonus points)

Total: _____

Problem 1 (15 points) Trace the output.

Fill in the output for the following code (5 points each). Note that some portions are provided for you. Show your work by drawing pictures and/or describing your steps for partial credit.

```
public class problem1 {
    public static void main(String args[]) {
        Data0 d0 = new Data0(0);
        Data1 d1 = new Data1(1,2);
        d0.D0 = new Data0(3);
        d1.D0 = new Data1(4,5);
        d1.D0.D0 = new Data0(6);
        System.out.println("1: " + d0.get_val() );
        System.out.println("2: " + d1.get_val() );
        System.out.println("3: " + d1.D0.get_val() );
    } // method main
} // class problem2

class Data0 {
    private int m;
    public Data0 D0;
    Data0(int input) {
        m = input;
    }
    protected int get_val() {
        return m+D0.m;
    }
} // class Data0

class Data1 extends Data0 {
    private int n;
    Data1(int x, int y) {
        super(x);
        n = y;
    }
    protected int get_val() {
        return n+super.get_val();
    }
} // class Data1
```

Output:

1: _____

2: _____

3: _____


Problem 2 25 points: *Software development and programming. Both parts (a) and (b) are mandatory.*

2a) (3 points)

Suppose you need to develop a program that computes perimeter for different kinds of quadrilaterals using objects. From your study of geometry you know the following relationships:

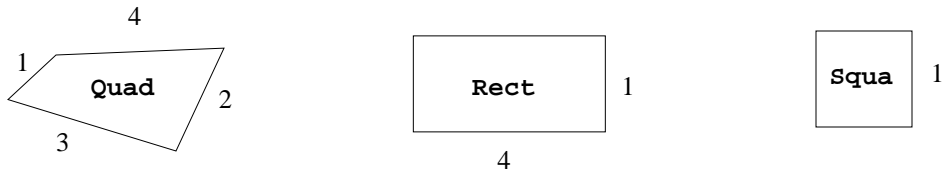
- A trapezoid is a quadrilateral.
- A rectangle is a quadrilateral.
- A square is a rectangle.

Draw a diagram that represents this hierarchy of quadrilaterals. Use the names **Quad**, **Trap**, **Rect**, and **Squa** to represent the shape names. Also, show how the shapes inherit from the **Object** class.



2b) (22 points: 22 correctness & style. Use documentation for partial credit.)

You need to develop software that computes the perimeter for each of the three quadrilaterals shown below:



Quadrilaterals with Dimensions
(not drawn to scale)

For full credit, your program should:

- Use all given variable, method, and class names.
- Use an object oriented approach.
- Use encapsulation.
- Use inheritance for the classes **Quad**, **Rect**, and **Squa**.

Fill in missing code inside the boxes and blank lines.

```
public class problem2 {
    public static void main(String args[]) {

        // Instantiate objects from Quad, Rect, and Squa classes:
        //   Constructor for Quad must take all four dimensions as parameters.
        //   Constructor for Rect must take width and height as parameters.
        //   Constructor for Squa must take the length of one side as a
        //   parameter.

        // Output the shapes' perimeters:
        A.print();
        B.print();
        C.print();

    } // method main

// class problem2
```

```
// Quadrilaterals
class Quad {

    // Declare instance variables that store the 4 dimensions of the
    // quadrilateral. Call the dimensions s1, s2, s3, and s4.
    private double s1;
    private double s2;
    private double s3;
    private double s4;

    // Use the constructor to assign the variables s1, s2, s3, and s4.
    public Quad(double s1, double s2, double s3, double s4) {
        this.s1 = s1;
        this.s2 = s2;
        this.s3 = s3;
        this.s4 = s4;
    } // constructor Quad

    // Utility Method called perim: computes perimeter.
```



```
// Service method called print:
//     obtains perimeter from perim and prints value.
```




```
} // class Quad
```

```
// Rectangles  
// Class Rect for rectangles: must inherit from superclass Quad
```



```
// Squares  
// Class Squa for squares: must inherit from superclass Rect
```



Problem 3 *35 points: Programming (35 points correctness & style. 2 points for documentation). Both parts (a) and (b) are mandatory.*

Please read this page before proceeding!

The following questions (a) and (b) help you program code that has the following structure:

```
public class problem3 {  
  
    public static void main(String args[]) {  
  
        // body of main  
  
    } // method main  
  
    public static int[] char_counts(String s) {  
  
        // body of char_counts  
  
    } // method char_counts  
  
} // class problem3
```

You need to complete the code for the bodies of methods **char_counts** and **main**. If you get stuck on **char_counts**, you may assume **char_counts** has been correctly programmed so can you finish code for **main**.

Hint: When completed, the code must generate the following output:

```
abc  
===  
131  
110  
  
220  
112  
  
310  
  
102  
032  
400
```

3a) (15 points: 14 for correctness & style, 1 for documentation)

Fill in the code for method `char_counts`, started below. You may assume that method `main` calls `char_counts` from within the body of `main`. The method must count how many times each character `a`, `b`, and `c` appears in `String S`. If the method detects an illegal character, the method must *exit* the program with an error message, `Wrong input!`, printed to the user. Method `char_counts` returns a 1-D array of integers. This array stores the number of times `a`, `b`, and `c` appear in string `S` as the first, second, and third elements of the returned array, respectively. Hint: You might wish to use the methods `charAt(int index)` and `length()` from the `StringBuffer` class somewhere in `char_counts`.

```
public static int[] char_counts(String S) {
```

```
} // method char_counts
```


3b) (20 points: 19 for correctness & style, 1 for documentation)

Fill in the code for method `main`, started below. The initializer list, referenced by `A`, stores arrays of strings. The following code should call `char_counts` to find the character count inside each string element of the initializer list. You must use a 3-D array of integers called `key` to store the returned 1-D array from `char_counts`. Instantiate sizes for `key` only as large as necessary in each dimension. Method `main` must also output each array returned by `char_counts`, as shown on page 7. You must include blank lines as depicted in the output displayed on page 7.

```
public static void main(String[] args) {  
    String A[][] = { {"abcbb", "ba"}, {"abba", "accb"},  
                    {"aaba"}, {"cca", "cbcbb", "aaaa"} };  
    System.out.println("abc");  
    System.out.println("===");  
}
```

```
} // method main
```

Problem 4 (25 points) Programming Dr. Schwartz's dissertation again! Both parts (a) and (b) are mandatory.

Recall that addition between two intervals, $\mathbf{a} = [\underline{a}, \bar{a}]$ and $\mathbf{b} = [\underline{b}, \bar{b}]$, produces $\mathbf{a} + \mathbf{b} = [\underline{a} + \underline{b}, \bar{a} + \bar{b}]$. You must create a program that adds *arrays* of intervals. Each element of each array is a reference to an **Interval** object. Let two 1-D *arrays* of **Intervals**, \mathbf{A} and \mathbf{B} , contain the following references:

- Array \mathbf{A} has the elements $A_0 = [0, 1]$ and $A_1 = [1, 2]$.
- Array \mathbf{B} has the elements $B_0 = [-1, 1]$ and $B_1 = [3, 4]$.

Your program must compute $\mathbf{C} = \mathbf{A} + \mathbf{B}$, where “+” implies interval addition between corresponding elements from each array. Thus, $C_i = A_i + B_i$.

This problem requires you to compute the sum of interval arrays \mathbf{A} and \mathbf{B} , shown above. You need to complete the code in parts (a) and (b). This code has the following structure:

```
class Interval {  
    // body of Interval  
} // class Interval  
  
public class problem4 {  
    public static void main(String args[]) {  
        // body of main  
    } // method main  
} // class problem4
```

Complete the code in parts (a) and (b). Hint: Determine the output the program must generate.

4a) (5 points, all correctness & style. Use documentation for partial credit.)

Finish the code for the following **Interval** class. Provide a constructor to assign **min** and **max** values. Provide a method to perform interval addition. This method must return an **Interval**. Use as few programming statements as possible. You can neglect encapsulation.

```
class Interval {  
  
    double min; // minimum value  
    double max; // maximum value  
  
    // Constructor:
```

```
// Addition method:
```

```
} // class Interval
```

4b) (20 points, all correctness & style. Use documentation for partial credit.)

Finish the code for the following **main** method. You can assume part (a) works correctly, even if you did not finish it. Use 1-D arrays of **Intervals**, referenced by **A** and **B**. Method **main** must compute the sum of the arrays referenced by **A** and **B** and store the result in an another 1-D array, referenced by **C**. Your code must also output each sum of elements in interval notation, e.g., [0 . 0 , 2 . 0].

```
public class problem5 {  
    public static void main(String args[]) {
```

```
} // class Interval
```

Problem 5 2 points: Bonus problems (optional). Before working on these, be sure to proofread the entire test!
(If you answer 8-9 questions correctly: 2 points; 5-8 correctly: 1 point; 0-4 correctly: 0 points.
Regrade requests very unlikely to be accepted.)

- 5a) What does “OOP” stand for (in the context of Java programming)?
- 5b) Generally, should your code attempt to catch an *error*? (yes or no)
- 5c) Which of the following identifiers is *not* a reserved word in Java?
package, implement, extends, interface
- 5d) What is the Hamming Distance between the DNA sequences AAA and CCC?
- 5e) Name the four nucleotides that make up DNA. You must give the full names.
- 5f) What is a genome?
- 5g) What does an amplifier do?
- 5h) What does a sheet pile do?
- 5i) Who conceived and wrote the majority of Homework 4 for CS100B, Fall 1999?