

Clustering: Similarity-Based Clustering

CS4780/5780 – Machine Learning
Fall 2014

Thorsten Joachims
Cornell University

Reading: Manning/Raghavan/Schuetze,
Chapters 16 (not 16.3) and 17
(<http://nlp.stanford.edu/IR-book/>)

Outline

- Supervised vs. Unsupervised Learning
- Hierarchical Clustering
 - Hierarchical Agglomerative Clustering (HAC)
- Non-Hierarchical Clustering
 - K-means
 - Mixtures of Gaussians and EM-Algorithm

Supervised Learning vs. Unsupervised Learning

- Supervised Learning
 - Classification: partition examples into groups according to pre-defined categories
 - Regression: assign value to feature vectors
 - Requires labeled data for training
- Unsupervised Learning
 - Clustering: partition examples into groups when no pre-defined categories/classes are available
 - Outlier detection: find unusual events (e.g. hackers)
 - Novelty detection: find changes in data
 - Only instances required, but no labels

Clustering

- Partition unlabeled examples into disjoint subsets of *clusters*, such that:
 - Examples within a cluster are similar
 - Examples in different clusters are different
- Discover new categories in an *unsupervised* manner (no sample category labels provided).

Applications of Clustering

- Exploratory data analysis
- Cluster retrieved documents
 - to present more organized and understandable results to user → “diversified retrieval”
- Detecting near duplicates
 - Entity resolution
 - E.g. “Thorsten Joachims” == “Thorsten B Joachims”
 - Cheating detection
- Automated (or semi-automated) creation of taxonomies
 - e.g. Yahoo, DMOZ
- Compression

Applications of Clustering

The screenshot shows a web browser window with the address bar displaying `search.carrot2.org/stable/search?source=web&view=folders&skin=fancy-compact&query=svm&results=100&algorithm=lingo&EToolsDocu...`. The search bar contains the text "svm".

Folders | Circles | FoamTree

- All Topics (95)
- Support Vector Machines (17)
- Support Vector Machine SVM (11)
- Marketing (3)
- Cards Gift (5)
- Silvercorp Metals (5)
- Magazine Ordinateur Individuel (4)
- Manager (4)
- SVM E-Business Solutions (4)
- Secure Virtual Machine (4)
- Training (4)
- more | show all

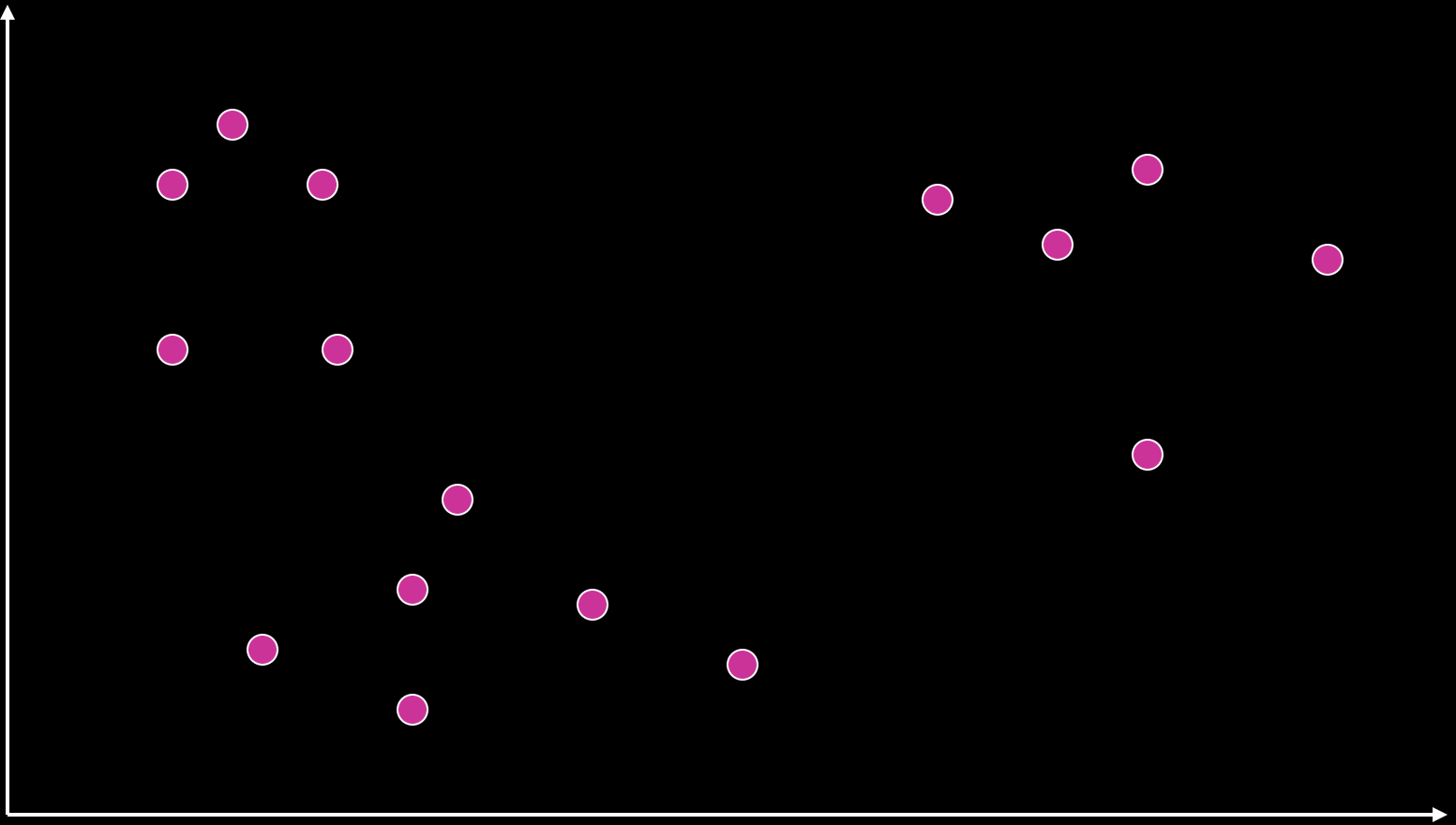
Top 95 results of about 1350000 for **svm**

- Support vector machine - Wikipedia, the free encyclopedia**
In machine learning, support vector machines (**SVMs**, also support vector networks) are supervised learning models with associated learning algorithms that ...
http://en.wikipedia.org/wiki/Support_vector_machine [Google, Wikipedia]
- Gift Cards, Gas Gift Cards, Retail Gift Cards, Online Gift Cards | SVM**
SVM is the leader in sales, marketing and promotion of gas gift cards and many other forms of gift cards including service and retail gift cards.
<http://www.svmcards.com/> [Ask, Google, Teoma]
- SVM: Summary for Silvercorp Metals Inc Ordinary - Yahoo! Finance**
View the basic **SVM** stock chart on Yahoo! Finance. Change the date range, chart type and compare Silvercorp Metals Inc Ordinary against other companies.
<http://finance.yahoo.com/q?s=SVM> [Google, Teoma]
- SVM E-Marketing Solutions | Industrial Online Marketing Solutions**
SVM helps distributors and manufacturers leverage online marketing to increase sales, strengthen relationships with customers and measure marketing ROI.
<http://www.svmsolutions.com/> [Bing, Entireweb, Teoma, Yahoo, Google]
- Silvercorp Metals Inc. (SVM) Stock - Seeking Alpha**
Up to date analysis of Silvercorp Metals Inc. (**SVM**) and its stock by hedge fund managers and industry experts. Find out what Silvercorp Metals Inc. is saying ...
<http://seekingalpha.com/symbol/svm> [Teoma, Google]
- Society for Vascular Medicine : About SVM : Home**
Patient Information · Slides · Current Case Study · Case Study Archives · Sponsor the Case Study · Join **SVM** · Member Login · Find a Physician · Donate to **SVM** ...
<http://www.vascularmed.org/> [Teoma, Google]
- SVM - Support Vector Machines**
SVM, support vector machines, **SVMC**, support vector machines classification, **SVMR**, support vector machines regression, kernel, machine learning, pattern ...
<http://www.support-vector-machines.org/> [Google, Teoma]
- SVM-Struct Support Vector Machine for Complex Outputs**
SVMstruct is a Support Vector Machine (**SVM**) algorithm for predicting multivariate or structured outputs. It performs supervised learning by approximating a ...
http://svmlight.joachims.org/svm_struct.html [Google]
- SVM Schweizerischer Verein für Mediation**
Verband zur Förderung aussergerichtlicher Konfliktbewältigung ...
<http://www.mediation-svm.ch/> [Ask, Bing, Entireweb, Yahoo]
- SV Raumwelt Koch Mattershorn ...**

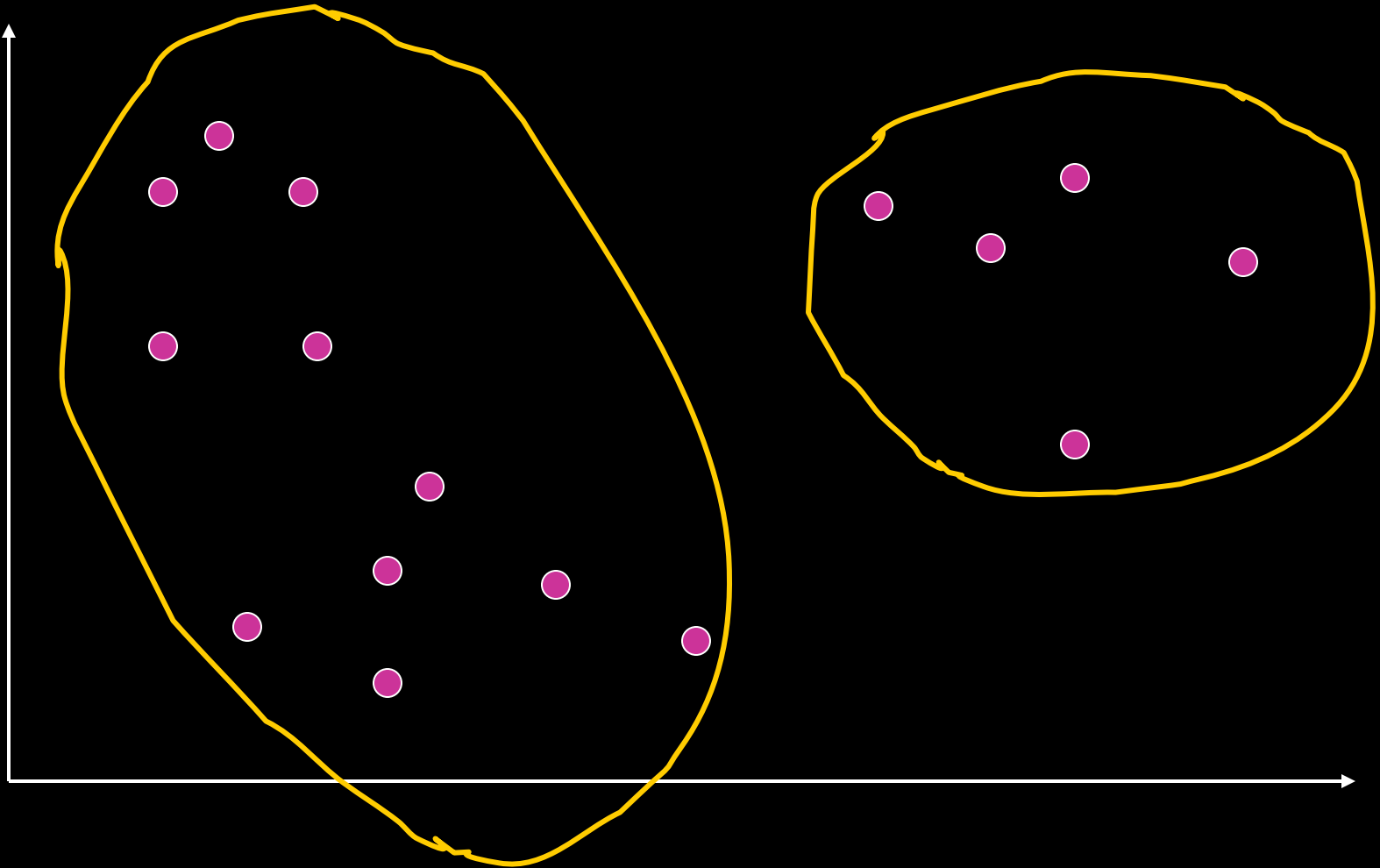
Query: svm -- Source: Web (95 results, 1758 ms) -- Clusterer: Lingo (188 ms)

v3.6.1-SNAPSHOT | build | 2012-06-22 22:55 © 2002-2012 Stanislaw Osinski, Dawid Weiss

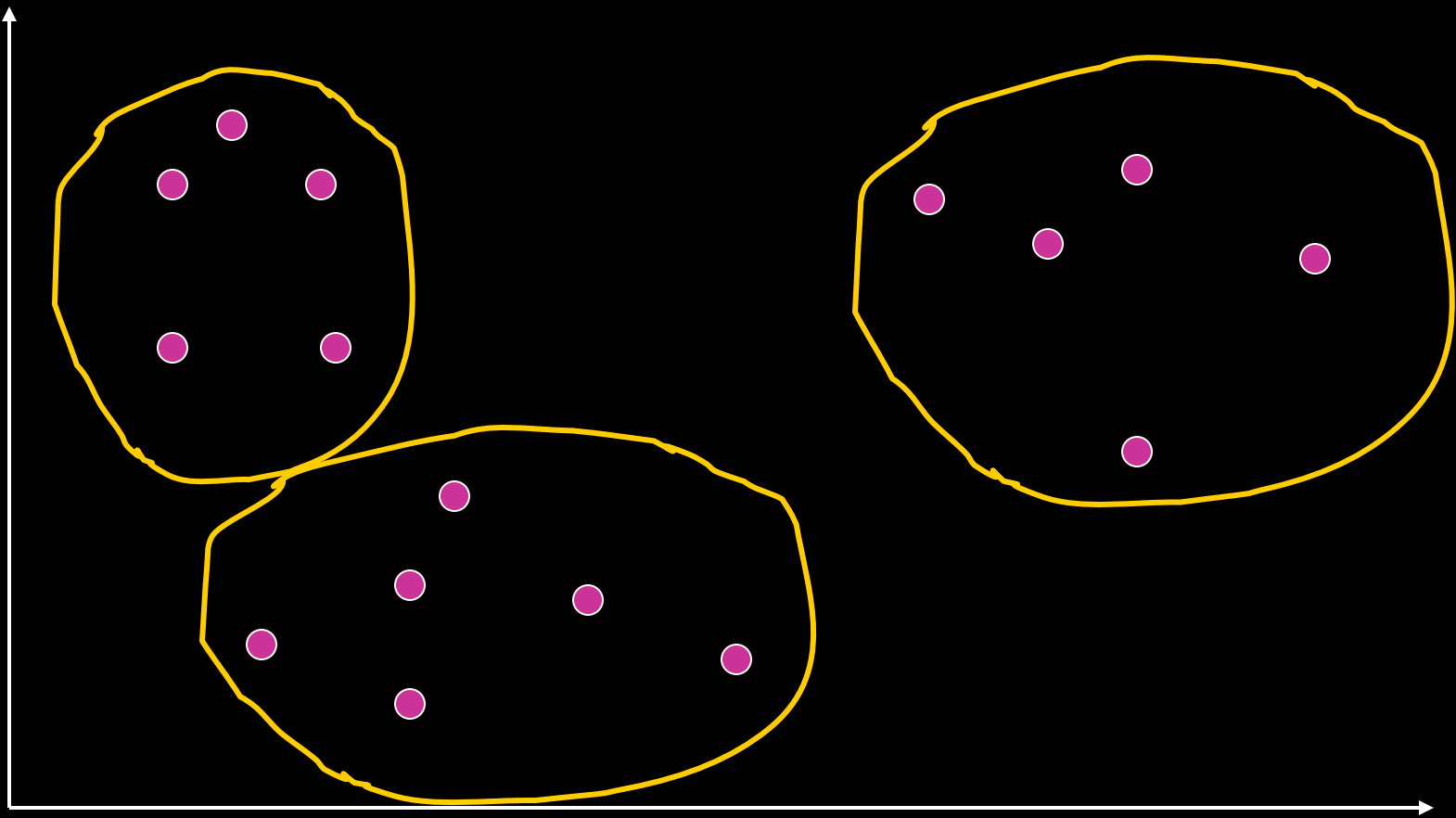
Clustering Example



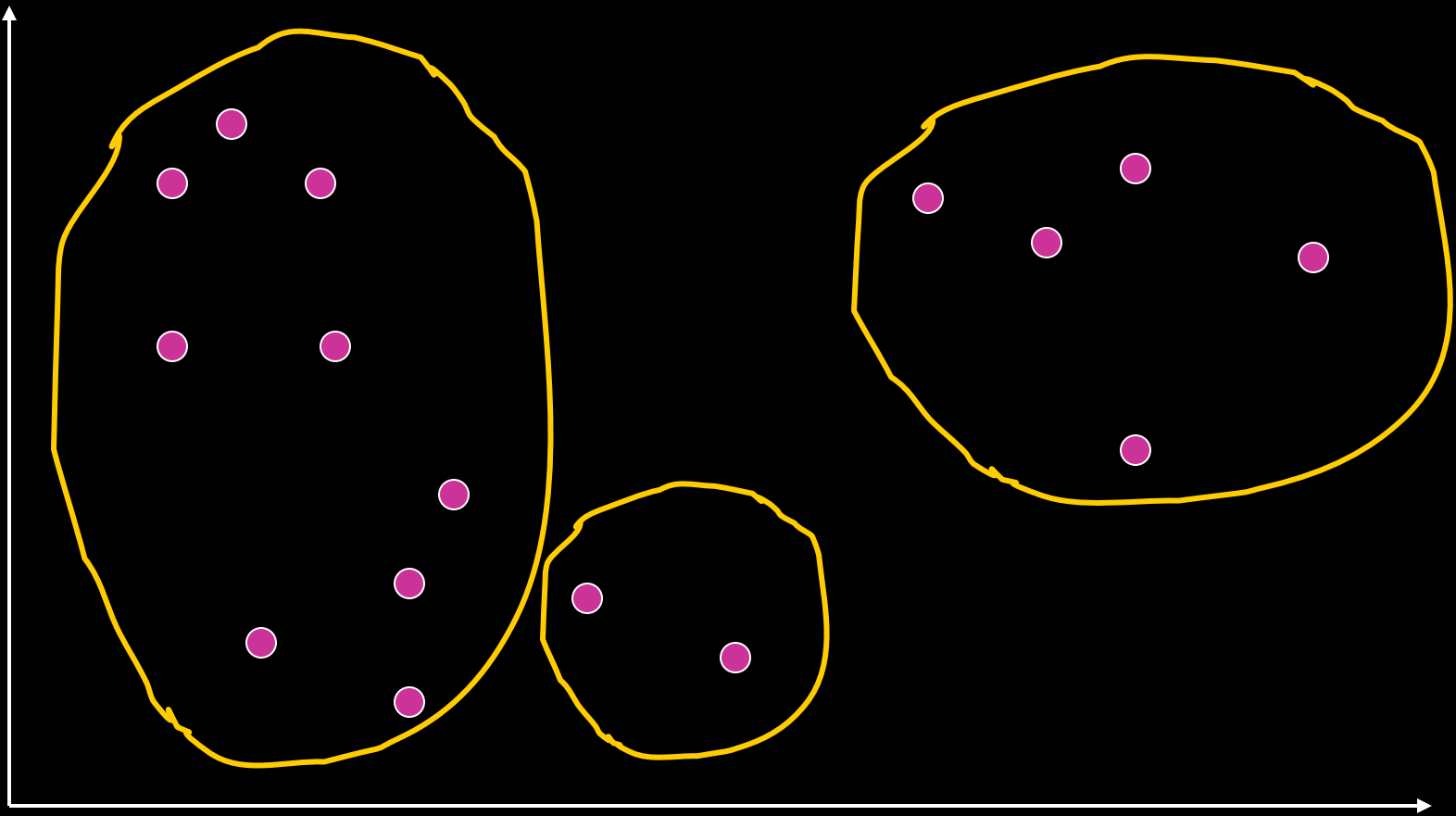
Clustering Example



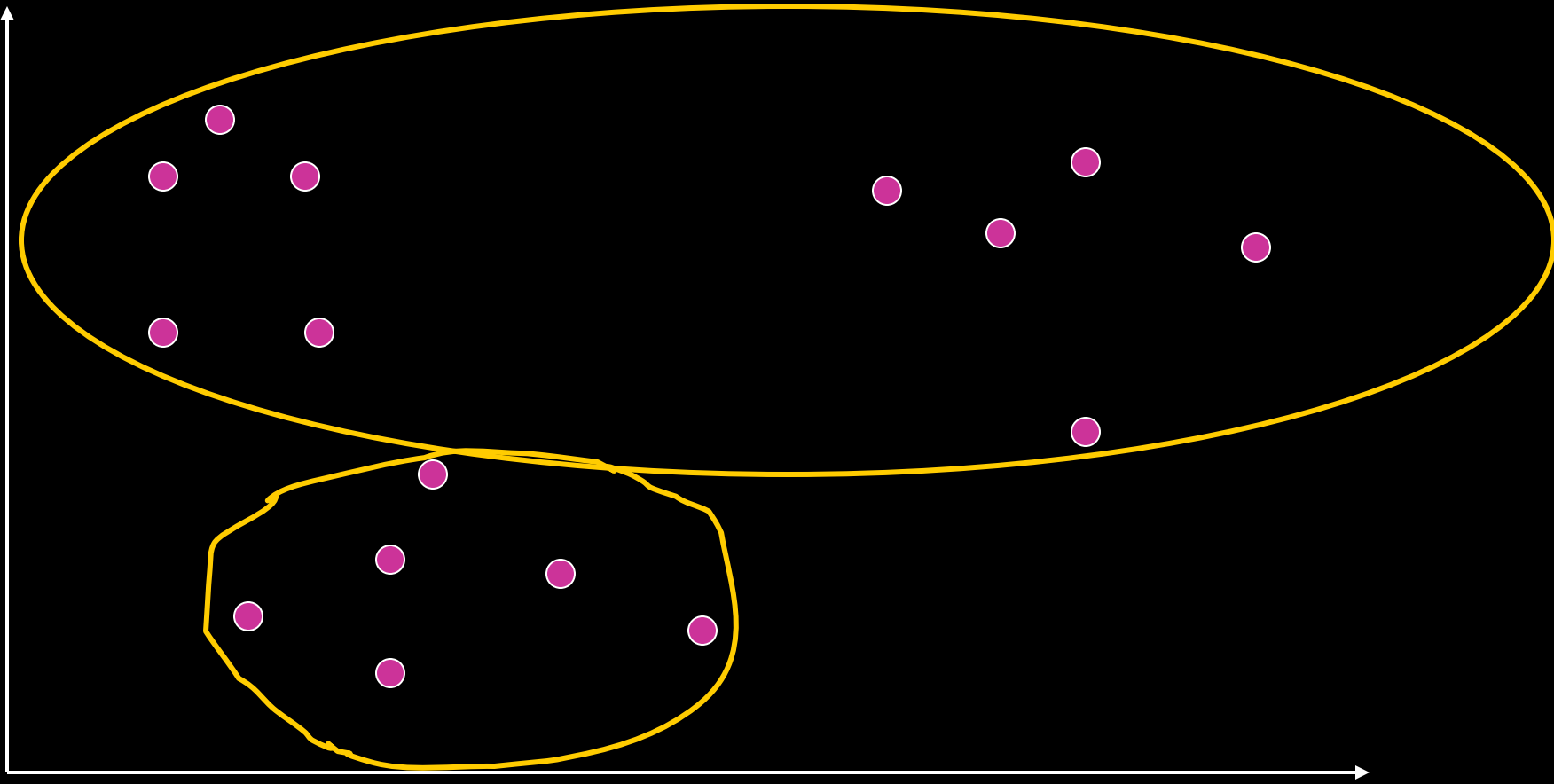
Clustering Example



Clustering Example



Clustering Example



Similarity (Distance) Measures

- Euclidian distance (L_2 norm):

$$L_2(\vec{x}, \vec{x}') = \sqrt{\sum_{i=1}^N (x_i - x'_i)^2}$$

- L_1 norm:

$$L_1(\vec{x}, \vec{x}') = \sqrt{\sum_{i=1}^N |x_i - x'_i|}$$

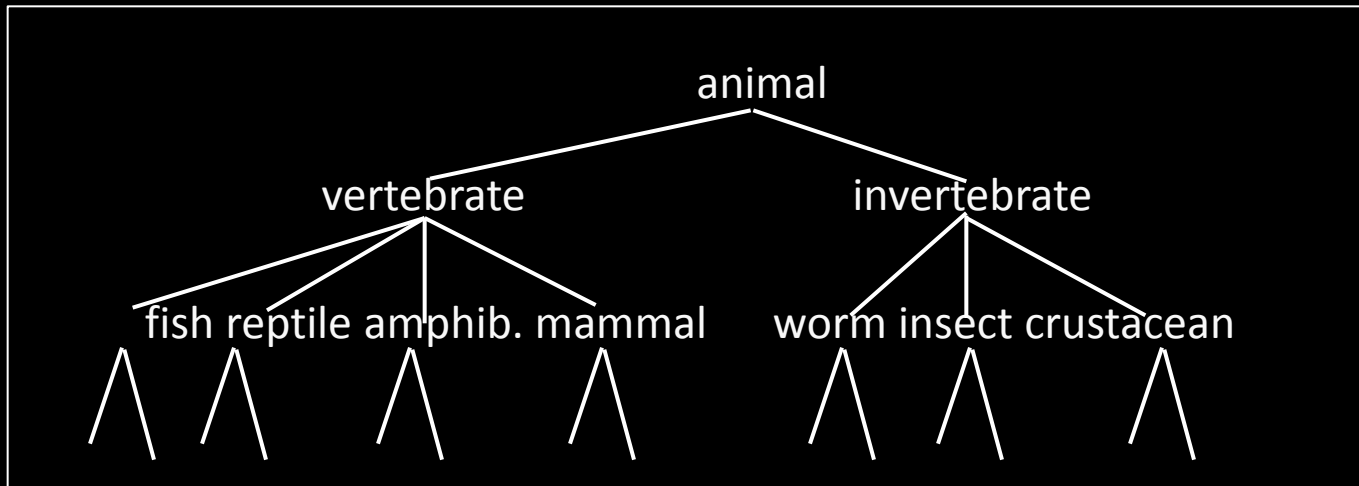
- Cosine similarity:

$$\cos(\vec{x}, \vec{x}') = \frac{\vec{x} * \vec{x}'}{\|\vec{x}\| \|\vec{x}'\|}$$

- Kernels

Hierarchical Clustering

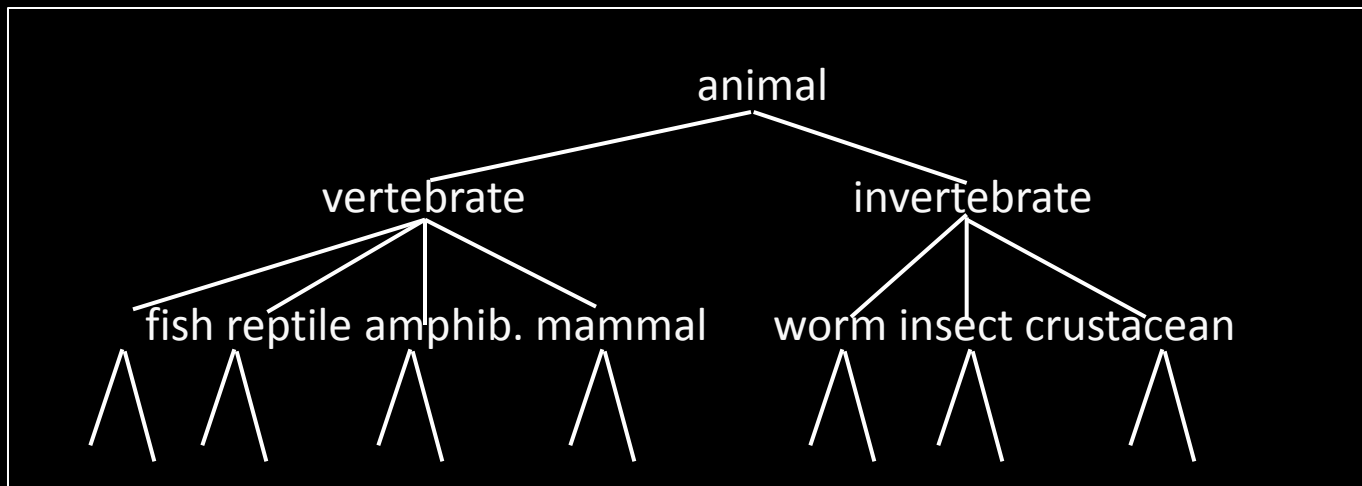
- Build a tree-based hierarchical taxonomy from a set of unlabeled examples.



- Recursive application of a standard clustering algorithm can produce a hierarchical clustering.

Agglomerative vs. Divisive Clustering

- *Agglomerative (bottom-up)* methods start with each example in its own cluster and iteratively combine them to form larger and larger clusters.
- *Divisive (top-down)* separate all examples immediately into clusters.



Hierarchical Agglomerative Clustering (HAC)

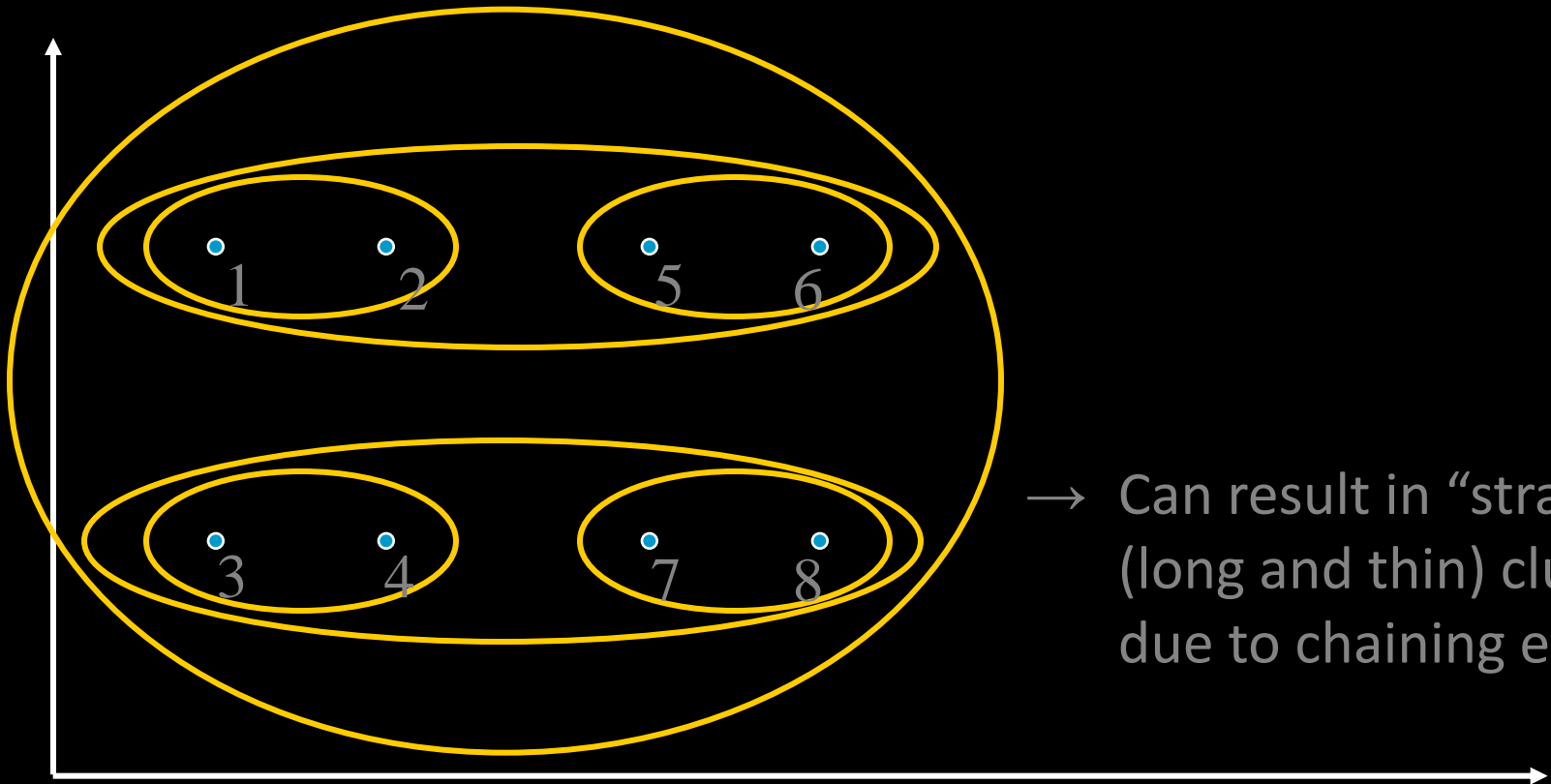
- Assumes a *similarity function* for determining the similarity of two clusters.
- Starts with all instances in a separate cluster and then repeatedly joins the two clusters that are most similar until there is only one cluster.
- The history of merging forms a binary tree or hierarchy.
- Basic algorithm:

- Start with all instances in their own cluster.
- Until there is only one cluster:
 - Among the current clusters, determine the two clusters, c_i and c_j , that are most similar.
 - Replace c_i and c_j with a single cluster $c_i \cup c_j$

Cluster Similarity

- How to compute similarity of two clusters each possibly containing multiple instances?
 - *Single link*: Similarity of two most similar members.
 - *Complete link*: Similarity of two least similar members.
 - *Group average*: Average similarity between members.

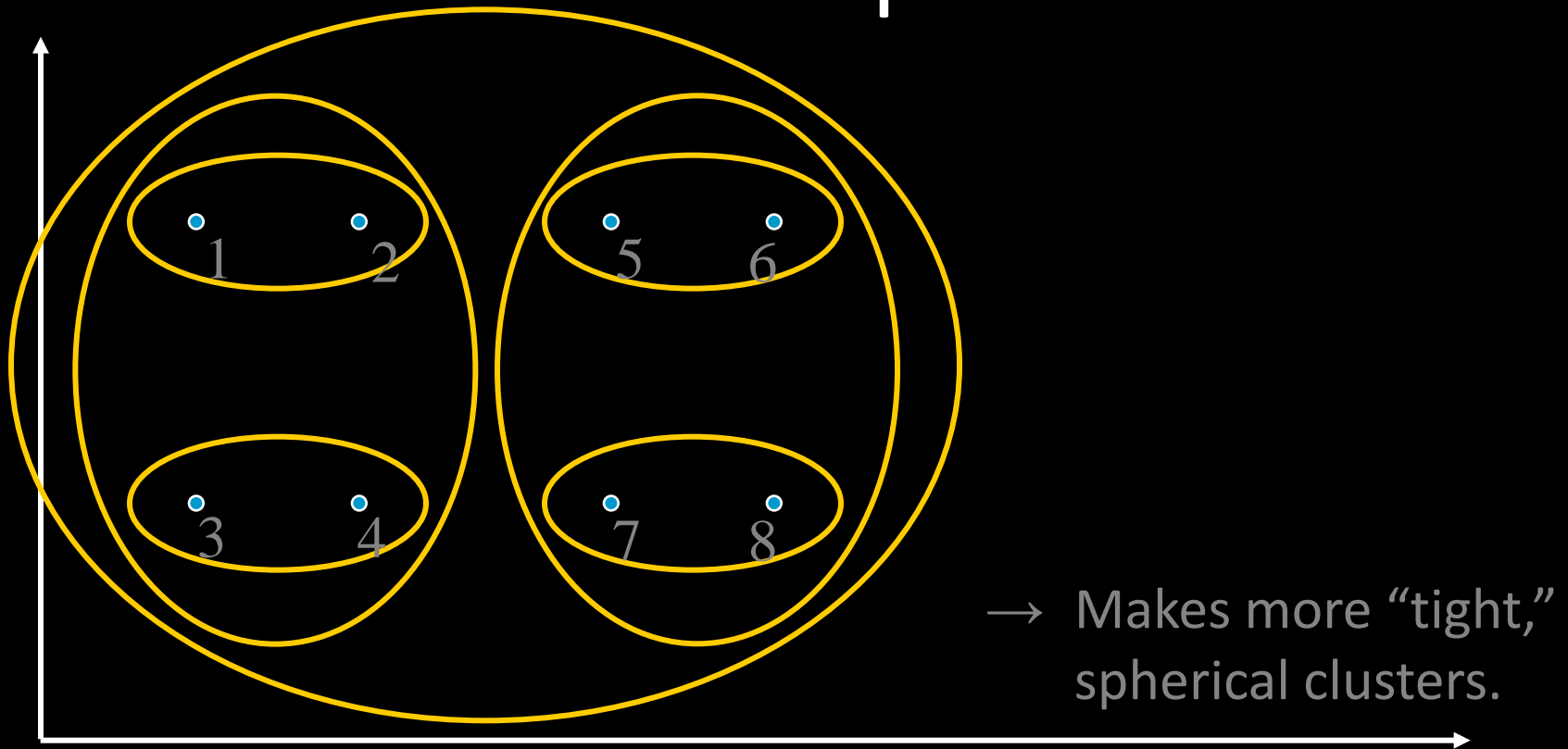
Single-Link HAC



→ Can result in “straggly”
(long and thin) clusters
due to chaining effect.

$$sim(c_i, c_j) = \max_{x \in c_i, y \in c_j} sim(x, y)$$

Complete-Link HAC



$$sim(c_i, c_j) = \min_{x \in c_i, y \in c_j} sim(x, y)$$

Computational Complexity of HAC

- In the first iteration, all HAC methods need to compute similarity of all pairs of n individual instances which is $O(n^2)$.
- In each of the subsequent $O(n)$ merging iterations, must find smallest distance pair of clusters → Maintain heap $O(n^2 \log n)$
- In each of the subsequent $O(n)$ merging iterations, it must compute the distance between the most recently created cluster and all other existing clusters. Can this be done in constant time such that $O(n^2 \log n)$ overall?

Computing Cluster Similarity

- After merging c_i and c_j , the similarity of the resulting cluster to any other cluster, c_k , can be computed by:
 - Single Link:

$$\text{sim}((c_i \cup c_j), c_k) = \max(\text{sim}(c_i, c_k), \text{sim}(c_j, c_k))$$

- Complete Link:

$$\text{sim}((c_i \cup c_j), c_k) = \min(\text{sim}(c_i, c_k), \text{sim}(c_j, c_k))$$

Single-Link Example

	x1	x2	x3	x4	x5
x1	1	0.8	0.2	0.7	0.3
x2	0.8	1	0.1	0.5	0.2
x3	0.2	0.1	1	0.9	0.5
x4	0.7	0.5	0.9	1	0.4
x5	0.3	0.2	0.5	0.4	1

Merge x3,x4
replace with max

	x1	x2	c1	x5
x1	1	0.8	0.7	0.3
x2	0.8	1	0.5	0.2
c1	0.7	0.5	1	0.5
x5	0.3	0.2	0.5	1

Merge x1,x2
replace with max

	c2	c1	x5
c2	1	0.7	0.3
c1	0.7	1	0.5
x5	0.3	0.5	1

Merge c1,c2
replace with max

	c3	x5
c3	1	0.5
x5	0.5	1

Group Average Agglomerative Clustering

- Use average similarity across all pairs within the merged cluster to measure the similarity of two clusters.

$$sim(c_i, c_j) = \frac{1}{|c_i \cup c_j|(|c_i \cup c_j| - 1)} \sum_{\vec{x} \in (c_i \cup c_j)} \sum_{\vec{y} \in (c_i \cup c_j): \vec{y} \neq \vec{x}} sim(\vec{x}, \vec{y})$$

- Compromise between single and complete link.

Computing Group Average Similarity

- Assume cosine similarity and normalized vectors with unit length.
- Always maintain sum of vectors in each cluster.

$$\vec{s}(c_j) = \sum_{\vec{x} \in c_j} \vec{x}$$

- Compute similarity of clusters in constant time:

$$\text{sim}(c_i, c_j) = \frac{(\vec{s}(c_i) + \vec{s}(c_j)) \cdot (\vec{s}(c_i) + \vec{s}(c_j)) - (|c_i| + |c_j|)}{(|c_i| + |c_j|)(|c_i| + |c_j| - 1)}$$

Non-Hierarchical Clustering

- K-means clustering (“hard”)
- Mixtures of Gaussians and training via Expectation maximization Algorithm (“soft”)