

1

## SHORTEST PATHS

### READINGS? CHAPTER 28

Lecture 21  
CS2110 --Spring 2017

2

### A7. Implement shortest-path algorithm

Not due until after the prelim, but it's in your best interest to do it before because it's on the prelim.

Last semester: Average time was 3.3 hours.

This semester, because of the tutorial and today's lecture, you will be better prepared for the assignment.

We give you complete set of test cases and a GUI to play with. Efficiency and simplicity of code will be graded.

We demo it.

### Dijkstra's shortest-path algorithm

Edsger Dijkstra, in an interview in 2010 (*CACM*):

*... the algorithm for the shortest path, which I designed in about 20 minutes. One morning I was shopping in Amsterdam with my young fiance, and tired, we sat down on the cafe terrace to drink a cup of coffee, and I was just thinking about whether I could do this, and I then designed the algorithm for the shortest path. As I said, it was a 20-minute invention.* [Took place in 1956]

Dijkstra, E.W. A note on two problems in Connexion with graphs. *Numerische Mathematik* 1, 269–271 (1959).

Visit <http://www.dijkstrascry.com> for all sorts of information on Dijkstra and his contributions. As a historical record, this is a gold mine.

3

### Dijkstra's shortest-path algorithm

Dijkstra describes the algorithm in English:

- When he designed it in 1956 (he was 26 years old), most people were programming in assembly language!
- Only *one* high-level language: Fortran, developed by John Backus at IBM and not quite finished.

No theory of order-of-execution time —topic yet to be developed. In paper, Dijkstra says, “my solution is preferred to another one ... “the amount of work to be done seems considerably less.”

Dijkstra, E.W. A note on two problems in Connexion with graphs. *Numerische Mathematik* 1, 269–271 (1959).

4

5

### 1968 NATO Conference on Software Engineering

- In Garmisch, Germany
- Academicians and industry people attended
- For first time, people admitted they did not know what they were doing when developing/testing software. Concepts, methodologies, tools were inadequate, missing
- The term **software engineering** was born at this conference.
- The NATO Software Engineering Conferences:  
<http://homepages.cs.ncl.ac.uk/brian.randell/NATO/index.html>  
Get a good sense of the times by reading these reports!

### 1968 NATO Conference on Software Engineering, Garmisch, Germany



Term “software engineering” coined for this conference

6



**1968/69 NATO Conferences on Software Engineering**



Edsger Dijkstra



Niklaus Wirth



Tony Hoare



David Gries

Editors of the proceedings

**Beards**

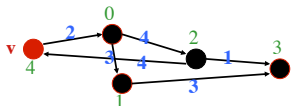
The reason why some people grow aggressive tufts of facial hair is that they do not like to show the chin that isn't there.

**a grook by Piet Hein**

**Dijkstra's shortest path algorithm**

The  $n (> 0)$  nodes of a graph numbered  $0..n-1$ .  
 Each edge has a positive weight.  
 $wgt(v_1, v_2)$  is the weight of the edge from node  $v_1$  to  $v_2$ .  
 Some node  $v$  be selected as the *start* node.  
 Calculate length of shortest path from  $v$  to each node.


Use an array  $d[0..n-1]$ : for **each** node  $w$ , store in  $d[w]$  the length of the shortest path from  $v$  to  $w$ .



$d[0] = 2$   
 $d[1] = 5$   
 $d[2] = 6$   
 $d[3] = 7$   
 $d[4] = 0$


**Settled**

**S**




**Frontier**

**F**




**Far off**



**The loop invariant**


(edges leaving the Far off set and edges from the Frontier to the Settled set are not shown)

- For a Settled node  $s$ , a shortest path from  $v$  to  $s$  contains only settled nodes and  $d[s]$  is length of shortest  $v \rightarrow s$  path.
- For a Frontier node  $f$ , at least one  $v \rightarrow f$  path contains only settled nodes (except perhaps for  $f$ ) and  $d[f]$  is the length of the shortest such path
- All edges leaving  $S$  go to  $F$ .




**Settled**

**S**




**Frontier**

**F**




**Far off**



**The loop invariant**


(edges leaving the Far off set and edges from the Frontier to the Settled set are not shown)

- For a Settled node  $s$ , a shortest path from  $v$  to  $s$  contains only settled nodes and  $d[s]$  is length of shortest  $v \rightarrow s$  path.
- For a Frontier node  $f$ , at least one  $v \rightarrow f$  path contains only settled nodes (except perhaps for  $f$ ) and  $d[f]$  is the length of the shortest such path
- All edges leaving  $S$  go to  $F$ .




**Settled**

**S**




**Frontier**

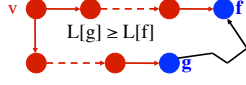
**F**



**Far off**



**Theorem about the invariant**



$L[g] \geq L[f]$

- For a Settled node  $s$ ,  $d[s]$  is length of shortest  $v \rightarrow s$  path.
- For a Frontier node  $f$ ,  $d[f]$  is length of shortest  $v \rightarrow f$  path using only Settled nodes (except for  $f$ ).
- All edges leaving  $S$  go to  $F$ .

**Theorem.** For a node  $f$  in  $F$  with minimum  $d$  value (over nodes in  $F$ ),  $d[f]$  is the length of a shortest path from  $v$  to  $f$ .

**Case 1:**  $v$  is in  $S$ .

**Case 2:**  $v$  is in  $F$ . Note that  $d[v]$  is 0; it has minimum  $d$  value

**The algorithm**

$S = \{ \}; F = \{ v \}; d[v] = 0;$

1. For  $s, d[s]$  is length of shortest  $v \rightarrow s$  path.
2. For  $f, d[f]$  is length of shortest  $v \rightarrow f$  path using red nodes (except for  $f$ ).
3. Edges leaving  $S$  go to  $F$ .

**Theorem:** For a node  $f$  in  $F$  with min  $d$  value,  $d[f]$  is shortest path length

**Loopy question 1:** How does the loop start? What is done to truthify the invariant?

13

**The algorithm**

$S = \{ \}; F = \{ v \}; d[v] = 0;$

**while**  $F \neq \{ \}$  {

1. For  $s, d[s]$  is length of shortest  $v \rightarrow s$  path.
2. For  $f, d[f]$  is length of shortest  $v \rightarrow f$  path using red nodes (except for  $f$ ).
3. Edges leaving  $S$  go to  $F$ .

**Theorem:** For a node  $f$  in  $F$  with min  $d$  value,  $d[f]$  is shortest path length

**Loopy question 2:** When does loop stop? When is array  $d$  completely calculated?

}

14

**The algorithm**

$S = \{ \}; F = \{ v \}; d[v] = 0;$

**while**  $F \neq \{ \}$  {

$f =$  node in  $F$  with min  $d$  value;  
Remove  $f$  from  $F$ , add it to  $S$ ;

1. For  $s, d[s]$  is length of shortest  $v \rightarrow s$  path.
2. For  $f, d[f]$  is length of shortest  $v \rightarrow f$  path using red nodes (except for  $f$ ).
3. Edges leaving  $S$  go to  $F$ .

**Theorem:** For a node  $f$  in  $F$  with min  $d$  value,  $d[f]$  is shortest path length

**Loopy question 3:** Progress toward termination?

}

15

**The algorithm**

$S = \{ \}; F = \{ v \}; d[v] = 0;$

**while**  $F \neq \{ \}$  {

$f =$  node in  $F$  with min  $d$  value;  
Remove  $f$  from  $F$ , add it to  $S$ ;

**for each neighbor**  $w$  of  $f$  {

**if** ( $w$  not in  $S$  or  $F$ ) {

1. For  $s, d[s]$  is length of shortest  $v \rightarrow s$  path.
2. For  $f, d[f]$  is length of shortest  $v \rightarrow f$  path using red nodes (except for  $f$ ).
3. Edges leaving  $S$  go to  $F$ .

**Theorem:** For a node  $f$  in  $F$  with min  $d$  value,  $d[f]$  is shortest path length

**Loopy question 4:** Maintain invariant?

}

}

}

16

**The algorithm**

$S = \{ \}; F = \{ v \}; d[v] = 0;$

**while**  $F \neq \{ \}$  {

$f =$  node in  $F$  with min  $d$  value;  
Remove  $f$  from  $F$ , add it to  $S$ ;

**for each neighbor**  $w$  of  $f$  {

**if** ( $w$  not in  $S$  or  $F$ ) {

$d[w] = d[f] + \text{wgt}(f, w);$   
add  $w$  to  $F$ ;

**else** {

1. For  $s, d[s]$  is length of shortest  $v \rightarrow s$  path.
2. For  $f, d[f]$  is length of shortest  $v \rightarrow f$  path using red nodes (except for  $f$ ).
3. Edges leaving  $S$  go to  $F$ .

**Theorem:** For a node  $f$  in  $F$  with min  $d$  value,  $d[f]$  is shortest path length

**Loopy question 4:** Maintain invariant?

}

}

}

17

**The algorithm**

$S = \{ \}; F = \{ v \}; d[v] = 0;$

**while**  $F \neq \{ \}$  {

$f =$  node in  $F$  with min  $d$  value;  
Remove  $f$  from  $F$ , add it to  $S$ ;

**for each neighbor**  $w$  of  $f$  {

**if** ( $w$  not in  $S$  or  $F$ ) {

$d[w] = d[f] + \text{wgt}(f, w);$   
add  $w$  to  $F$ ;

**else**

**if** ( $d[f] + \text{wgt}(f, w) < d[w]$ ) {

$d[w] = d[f] + \text{wgt}(f, w);$

}

}

1. For  $s, d[s]$  is length of shortest  $v \rightarrow s$  path.
2. For  $f, d[f]$  is length of shortest  $v \rightarrow f$  path of form  $f$
3. Edges leaving  $S$  go to  $F$ .

**Theorem:** For a node  $f$  in  $F$  with min  $d$  value,  $d[f]$  is its shortest path length

**Algorithm is finished!**

}

}

18

### Extend algorithm to include the shortest path

Let's extend the algorithm to calculate not only the length of the shortest path but the path itself.

```

d[0] = 2
d[1] = 5
d[2] = 6
d[3] = 7
d[4] = 0
    
```

19

### Extend algorithm to include the shortest path

Question: should we store in  $v$  itself the shortest path from  $v$  to every node? Or do we need another data structure to record these paths?

```

d[0] = 2
d[1] = 5
d[2] = 6
d[3] = 7
d[4] = 0
    
```

20

### Extend algorithm to include the shortest path

For each node, maintain the *backpointer* on the shortest path to that node.

- Shortest path to 0 is  $v \rightarrow 0$ . Node 0 backpointer is 4.
- Shortest path to 1 is  $v \rightarrow 0 \rightarrow 1$ . Node 1 backpointer is 0.
- Shortest path to 2 is  $v \rightarrow 0 \rightarrow 2$ . Node 2 backpointer is 0.
- Shortest path to 3 is  $v \rightarrow 0 \rightarrow 2 \rightarrow 1$ . Node 3 backpointer is 2.

```

bk[w] is w's backpointer
d[0] = 2    bk[0] = 4
d[1] = 5    bk[1] = 0
d[2] = 6    bk[2] = 0
d[3] = 7    bk[3] = 2
d[4] = 0    bk[4] = none
    
```

21

**S**   **F**   **Far off**

```

S = { }; F = {v}; d[v] = 0;
while (F != { }) {
  f = node in F with min d value;
  Remove f from F, add it to S;
  for each neighbor w of f {
    if (w not in S or F) {
      d[w] = d[f] + wgt(f, w);
      add w to F; bk[w] = f;
    } else if (d[f] + wgt(f, w) < d[w]) {
      d[w] = d[f] + wgt(f, w);
      bk[w] = f;
    }
  }
}
                
```

**Maintain backpointers**

**Wow! It's so easy to maintain backpointers!**

When  $w$  not in  $S$  or  $F$ :  
Getting first shortest path so far:

When  $w$  in  $S$  or  $F$  and have shorter path to  $w$ :

22

**S**   **F**   **Far off**

```

S = { }; F = {v}; d[v] = 0;
while (F != { }) {
  f = node in F with min d value;
  Remove f from F, add it to S;
  for each neighbor w of f {
    if (w not in S or F) {
      d[w] = d[f] + wgt(f, w);
      add w to F; bk[w] = f;
    } else if (d[f] + wgt(f, w) < d[w]) {
      d[w] = d[f] + wgt(f, w);
      bk[w] = f;
    }
  }
}
                
```

This is our final high-level algorithm. These issues and questions remain:

- How do we implement  $F$ ?
- The nodes of the graph will be objects of class `Node`, not ints. How will we maintain the data in arrays `d` and `bk`?
- How do we tell quickly whether  $w$  is in  $S$  or  $F$ ?
- How do we analyze execution time of the algorithm?

23

**S**   **F**   **Far off**

```

S = { }; F = {v}; d[v] = 0;
while (F != { }) {
  f = node in F with min d value;
  Remove f from F, add it to S;
  for each neighbor w of f {
    if (w not in S or F) {
      d[w] = d[f] + wgt(f, w);
      add w to F; bk[w] = f;
    } else if (d[f] + wgt(f, w) < d[w]) {
      d[w] = d[f] + wgt(f, w);
      bk[w] = f;
    }
  }
}
                
```

1. How do we implement  $F$ ?

Implement  $F$  as a min-heap of Nodes!  
The priority of a node in  $F$  is its  $d$ -value—the shortest distance known from  $v$  to that node.

24

**S F Far off**

```

S= { }; F= {v}; d[v]=0;
while (F ≠ { }) {
  f= node in F with min d value;
  Remove f from F, add it to S;
  for each neighbor w of f {
    if (w not in S or F) {
      d[w]= d[f] + wgt(f, w);
      add w to F; bk[w]= f;
    } else if (d[f]+wgt(f,w) < d[w]) {
      d[w]= d[f] + wgt(f, w);
      bk[w]= f;
    }
  }
}
  
```

For what nodes do we need a distance and a backpointer?

25

**S F Far off**

```

S= { }; F= {v}; d[v]=0;
while (F ≠ { }) {
  f= node in F with min d value;
  Remove f from F, add it to S;
  for each neighbor w of f {
    if (w not in S or F) {
      d[w]= d[f] + wgt(f, w);
      add w to F; bk[w]= f;
    } else if (d[f]+wgt(f,w) < d[w]) {
      d[w]= d[f] + wgt(f, w);
      bk[w]= f;
    }
  }
}
  
```

For what nodes do we need a distance and a backpointer?

For every node in S or F we need both its d-value and its backpointer (null for v)

Don't want to use arrays d and bk! Instead, keep information associated with a node. What data structure to use for the two values?

26

**S F Far off**

```

S= { }; F= {v}; d[v]=0;
while (F ≠ { }) {
  f= node in F with min d value;
  Remove f from F, add it to S;
  for each neighbor w of f {
    if (w not in S or F) {
      d[w]= d[f] + wgt(f, w);
      add w to F; bk[w]= f;
    } else if (d[f]+wgt(f,w) < d[w]) {
      d[w]= d[f] + wgt(f, w);
      bk[w]= f;
    }
  }
}
  
```

For what nodes do we need a distance and a backpointer?

For every node in S or F we need both its d-value and its backpointer (null for v)

```

public class SFdata {
  private node backPointer;
  private int distance;
  ...
}
  
```

27

**S F Far off**

```

S= { }; F= {v}; d[v]=0;
while (F ≠ { }) {
  f= node in F with min d value;
  Remove f from F, add it to S;
  for each neighbor w of f {
    if (w not in S or F) {
      d[w]= d[f] + wgt(f, w);
      add w to F; bk[w]= f;
    } else if (d[f]+wgt(f,w) < d[w]) {
      d[w]= d[f] + wgt(f, w);
      bk[w]= f;
    }
  }
}
  
```

F implemented as a heap of Nodes.  
What data structure do we use to maintain an SFdata object for each node in S and F?

For every node in S or F we need both its d-value and its backpointer (null for v):

```

public class SFdata {
  private node backPointer;
  private int distance;
  ...
}
  
```

28

**S F Far off**

```

S= { }; F= {v}; d[v]=0;
while (F ≠ { }) {
  f= node in F with min d value;
  Remove f from F, add it to S;
  for each neighbor w of f {
    if (w not in S or F) {
      d[w]= d[f] + wgt(f, w);
      add w to F; bk[w]= f;
    } else if (d[f]+wgt(f,w) < d[w]) {
      d[w]= d[f] + wgt(f, w);
      bk[w]= f;
    }
  }
}
  
```

For every node in S or F, we need an object of class SFdata. What data structure to use?

HashMap<Node, SFdata> map

You will implement the algorithm on this slide. S, d, and b are replaced by map. F is implemented as a min-heap.

```

public class SFdata {
  private node backPointer;
  private int distance;
  ...
}
  
```

Algorithm to implement

29

**S F Far off**

```

S= { }; F= {v}; d[v]=0;
while (F ≠ { }) {
  f= node in F with min d value;
  Remove f from F, add it to S;
  for each neighbor w of f {
    if (w not in S or F) {
      d[w]= d[f] + wgt(f, w);
      add w to F; bk[w]= f;
    } else if (d[f]+wgt(f,w) < d[w]) {
      d[w]= d[f] + wgt(f, w);
      bk[w]= f;
    }
  }
}
  
```

Investigate execution time. Important: understand algorithm well enough to easily determine the total number of times each part is executed/evaluated


Assume: n nodes reachable from v e edges leaving those n nodes

```

public class SFdata {
  private node backPointer;
  private int distance; ...
}
  
```

HashMap<Node, SFdata> map

30



```

S = { }; F = {v}; d[v] = 0;
while (F ≠ { }) {
    f = node in F with min d value;
    Remove f from F, add it to S;
    for each neighbor w of f {
        if (w not in S or F) {
            d[w] = d[f] + wgt(f, w);
            add w to F; bk[w] = f;
        } else if (d[f] + wgt(f, w) < d[w]) {
            d[w] = d[f] + wgt(f, w);
            bk[w] = f;
        }
    }
}
HashMap<Node, SFdata> map
    
```

Assume:  
n nodes reachable from v  
e edges leaving those n nodes


Example. How many times does  $F \neq \{ \}$  evaluate to true?

Yes! n times. v is in F initially. Every node is put into F once and taken out once.

```

public class SFdata {
    private node backPointer;
    private int distance; ... }
    
```

31



```

S = { }; F = {v}; d[v] = 0;
while (F ≠ { }) {
    f = node in F with min d value;
    Remove f from F, add it to S;
    for each neighbor w of f {
        if (w not in S or F) {
            d[w] = d[f] + wgt(f, w);
            add w to F; bk[w] = f;
        } else if (d[f] + wgt(f, w) < d[w]) {
            d[w] = d[f] + wgt(f, w);
            bk[w] = f;
        }
    }
}
HashMap<Node, SFdata> map
    
```


Directed graph  
n nodes reachable from v  
e edges leaving those n nodes  
 $F \neq \{ \}$  is true n times

Harder: In total, how many times does the loop for each neighbor w of f find a neighbor and execute the if-statement?

```

public class SFdata {
    private node backPointer;
    private int distance; ... }
    
```

32



```

S = { }; F = {v}; d[v] = 0;
while (F ≠ { }) {
    f = node in F with min d value;
    Remove f from F, add it to S;
    for each neighbor w of f {
        if (w not in S or F) {
            d[w] = d[f] + wgt(f, w);
            add w to F; bk[w] = f;
        } else if (d[f] + wgt(f, w) < d[w]) {
            d[w] = d[f] + wgt(f, w);
            bk[w] = f;
        }
    }
}
HashMap<Node, SFdata> map
    
```


Directed graph  
n nodes reachable from v  
e edges leaving those n nodes  
 $F \neq \{ \}$  is true n times  
First if-statement: done e times

How many times does w not in S or F evaluate to true?

```

public class SFdata {
    private node backPointer;
    private int distance; ... }
    
```

33



```


S = { }; F = {v}; d[v] = 0;
while (F ≠ { }) {
    f = node in F with min d value;
    Remove f from F, add it to S;
    for each neighbor w of f {
        if (w not in S or F) {
            d[w] = d[f] + wgt(f, w);
            add w to F; bk[w] = f;
        } else if (d[f] + wgt(f, w) < d[w]) {
            d[w] = d[f] + wgt(f, w);
            bk[w] = f;
        }
    }
}
    
```

Number of times (x) each part is executed/evaluated

1 x  
true n x, false 1 x  
n x  
n x  
true e x, false n x  
done e x, true n-1 x, false e-(n-1) x  
n-1 x  
n-1 x  
done e-(n-1) x, true ?  
done at most e-(n-1) x  
done at most e-(n-1) x

Assume: directed graph, using adjacency list  
n nodes reachable from v  
e edges leaving those n nodes

34




```

S = { }; F = {v}; d[v] = 0;
while (F ≠ { }) {
    f = node in F with min d value;
    Remove f from F, add it to S;
    for each neighbor w of f {
        if (w not in S or F) {
            d[w] = d[f] + wgt(f, w);
            add w to F; bk[w] = f;
        } else if (d[f] + wgt(f, w) < d[w]) {
            d[w] = d[f] + wgt(f, w);
            bk[w] = f;
        }
    }
}
    
```

To find an upper bound on time complexity, multiply complexity of each part by the number of times its executed. Then add them up.

Assume: directed graph, using adjacency list  
n nodes reachable from v  
e edges leaving those n nodes

35



```

S = { }; F = {v}; d[v] = 0;
while (F ≠ { }) {
    f = node in F with min d value;
    Remove f from F, add it to S;
    for each neighbor w of f {
        if (w not in S or F) {
            d[w] = d[f] + wgt(f, w);
            add w to F; bk[w] = f;
        } else if (d[f] + wgt(f, w) < d[w]) {
            d[w] = d[f] + wgt(f, w);
            bk[w] = f;
        }
    }
}
    
```

Expected time

1 \* O(1)  
(n+1) \* O(1)  
n \* O(1)  
n \* (O(log n) + O(1))  
(e+n) \* O(1)  
e \* O(1)  
(n-1) \* O(1)  
(n-1) \* O(log n)  
(e-(n-1)) \* O(1)  
(e-(n-1)) \* O(log n)  
(e-(n-1)) \* O(1)

Assume: directed graph, using adjacency list  
n nodes reachable from v  
e edges leaving those n nodes

36

