



THREADS & CONCURRENCY

Lecture 22– CS2110 – Fall 2015

Announcements

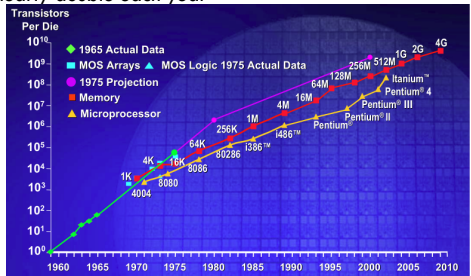
- Prelim 2 is next Thursday
- Please complete P2Conflict by November 13!

Today: Start a new topic

- Modern computers have “multiple cores”
 - ▣ Instead of a single CPU on the chip
 - ▣ 5-10 common. Intel has prototypes with 80!
- And even with a single core your program may have more than one thing “to do” at a time
 - ▣ Argues for having a way to do many things at once
- Finally, we often run many programs all at once

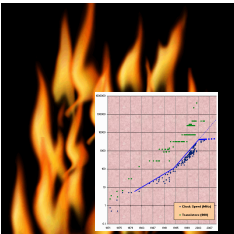
Why Multicore?

- Moore's Law: Computer speeds and memory densities nearly double each year



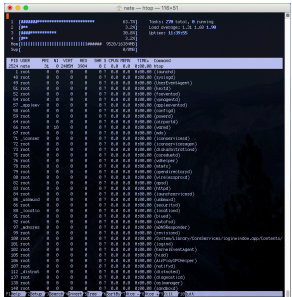
But a fast computer runs hot

- Power dissipation rises as square of the clock rate
- Chips were heading towards melting down!
- Multicore: with four CPUs (cores) on one chip, even if we run each at half speed we can perform more overall computations!



Challenge

- The operating system provides support for multiple “processes”
- In reality there are usually fewer processors than processes
- Processes are an abstraction: at hardware level, lots of multitasking
 - memory subsystem
 - video controller
 - buses
 - instruction prefetching
- Virtualization allows a single machine to behave like many...



What is a Thread?

- A separate “execution” that runs within a single program and can perform a computational task independently and concurrently with other threads
- Many applications do their work in just a single thread: the one that called main() at startup
 - ▣ But there may still be extra threads...
 - ▣ ... Garbage collection runs in a “background” thread
 - ▣ GUIs have a separate thread that listens for events and “dispatches” upcalls
- Today: learn to create new threads of our own

What is a Thread?

- A thread is an object that “independently computes”
 - ▣ Needs to be created, like any object
 - ▣ Then “started” This causes some method (like main()) to be invoked. It runs side by side with other thread in the same program and they see the same global data
- The actual execution could occur on distinct CPU cores, but doesn’t need to
 - ▣ We can also simulate threads by *multiplexing* a smaller number of cores over a larger number of threads

Concurrency

- Concurrency refers to a single program in which several threads are running simultaneously
 - ▣ Special problems arise
 - ▣ They see the same data and hence can interfere with each other, e.g. if one thread is modifying a complex structure like a heap while another is trying to read it
- In this course we will focus on two main issues:
 - ▣ Race conditions
 - ▣ Deadlock

Thread class in Java

- Threads are instances of the class Thread
 - ▣ Can create many, but they do consume space & time
- The Java Virtual Machine creates the thread that executes your main method.
- Threads have a priority
 - ▣ Higher priority threads are executed preferentially
 - ▣ By default, newly created Threads have initial priority equal to the thread that created it (but can change)

Creating a new Thread (Method 1)

```

class PrimeThread extends Thread {
    long a, b;

    PrimeThread(long a, long b) {
        this.a = a; this.b = b;
    }

    public void run() {
        //compute primes between a and b
        ...
    }
}
PrimeThread p = new PrimeThread(143, 195);
p.start();
    
```

overrides Thread.run()

If you were to call run() directly no new thread is used: the calling thread will run it

... but if you create a new object and then call start(), Java invokes run() in new thread

Creating a new Thread (Method 2)

```

class PrimeRun implements Runnable {
    long a, b;

    PrimeRun(long a, long b) {
        this.a = a; this.b = b;
    }

    public void run() {
        //compute primes between a and b
        ...
    }
}
PrimeRun p = new PrimeRun(143, 195);
new Thread(p).start();
    
```

Example

```

13 public class ThreadTest extends Thread {
    public static void main(String[] args) {
        new ThreadTest().start();
        for (int i = 0; i < 10; i++) {
            System.out.format("%s %d\n",
                Thread.currentThread(), i);
        }
    }
    public void run() {
        for (int i = 0; i < 10; i++) {
            System.out.format("%s %d\n",
                Thread.currentThread(), i);
        }
    }
}

```

```

Thread[Thread-0,5,main] 0
Thread[main,5,main] 0
Thread[main,5,main] 1
Thread[main,5,main] 2
Thread[main,5,main] 3
Thread[main,5,main] 4
Thread[main,5,main] 5
Thread[main,5,main] 6
Thread[main,5,main] 7
Thread[main,5,main] 8
Thread[main,5,main] 9
Thread[Thread-0,5,main] 1
Thread[Thread-0,5,main] 2
Thread[Thread-0,5,main] 3
Thread[Thread-0,5,main] 4
Thread[Thread-0,5,main] 5
Thread[Thread-0,5,main] 6
Thread[Thread-0,5,main] 7
Thread[Thread-0,5,main] 8
Thread[Thread-0,5,main] 9

```

Example

```

14 public class ThreadTest extends Thread {
    public static void main(String[] args) {
        new ThreadTest().start();
        for (int i = 0; i < 10; i++) {
            System.out.format("%s %d\n",
                Thread.currentThread(), i);
        }
    }
    public void run() {
        currentThread().setPriority(4);
        for (int i = 0; i < 10; i++) {
            System.out.format("%s %d\n",
                Thread.currentThread(), i);
        }
    }
}

```

```

Thread[main,5,main] 0
Thread[main,5,main] 1
Thread[main,5,main] 2
Thread[main,5,main] 3
Thread[main,5,main] 4
Thread[main,5,main] 5
Thread[main,5,main] 6
Thread[main,5,main] 7
Thread[main,5,main] 8
Thread[main,5,main] 9
Thread[Thread-0,4,main] 0
Thread[Thread-0,4,main] 1
Thread[Thread-0,4,main] 2
Thread[Thread-0,4,main] 3
Thread[Thread-0,4,main] 4
Thread[Thread-0,4,main] 5
Thread[Thread-0,4,main] 6
Thread[Thread-0,4,main] 7
Thread[Thread-0,4,main] 8
Thread[Thread-0,4,main] 9

```

Example

```

15 public class ThreadTest extends Thread {
    public static void main(String[] args) {
        new ThreadTest().start();
        for (int i = 0; i < 10; i++) {
            System.out.format("%s %d\n",
                Thread.currentThread(), i);
        }
    }
    public void run() {
        currentThread().setPriority(6);
        for (int i = 0; i < 10; i++) {
            System.out.format("%s %d\n",
                Thread.currentThread(), i);
        }
    }
}

```

```

Thread[main,5,main] 0
Thread[main,5,main] 1
Thread[main,5,main] 2
Thread[main,5,main] 3
Thread[main,5,main] 4
Thread[main,5,main] 5
Thread[Thread-0,6,main] 0
Thread[Thread-0,6,main] 1
Thread[Thread-0,6,main] 2
Thread[Thread-0,6,main] 3
Thread[Thread-0,6,main] 4
Thread[Thread-0,6,main] 5
Thread[Thread-0,6,main] 6
Thread[Thread-0,6,main] 7
Thread[Thread-0,6,main] 8
Thread[Thread-0,6,main] 9

```

Example

```

16 public class ThreadTest extends Thread {
    static boolean ok = true;
    public static void main(String[] args) {
        new ThreadTest().start();
        for (int i = 0; i < 10; i++) {
            System.out.println("waiting...");
            yield();
        }
        ok = false;
    }
    public void run() {
        while (ok) {
            System.out.println("running...");
            yield();
        }
        System.out.println("done");
    }
}

```


```

waiting...
running...
waiting...
running...
waiting...
running...
waiting...
running...
waiting...
running...
waiting...
running...
waiting...
running...
done

```


If threads happen to be sharing a CPU, yield allows other waiting threads to run. But if there are multiple cores, yield isn't needed

Terminating Threads is tricky




- Easily done... but only in certain ways
 - ▣ The safe way to terminate a thread is to have it return from its run method
 - ▣ If a thread throws an uncaught exception, whole program will be halted (but it can take a second or too...)
- There are some old APIs but they have issues: stop(), interrupt(), suspend(), destroy(), etc.
 - ▣ Issue: they can easily leave the application in a "broken" internal state.
 - ▣ Many applications have some kind of variable telling the thread to stop itself.

Threads can pause




- When active, a thread is "runnable".
 - ▣ It may not actually be "running". For that, a CPU must schedule it. Higher priority threads could run first.
- A thread can also pause
 - ▣ It can call Thread.sleep(k) to sleep for k milliseconds
 - ▣ If it tries to do "I/O" (e.g. read a file, wait for mouse input, even open a file) this can cause it to pause
 - ▣ Java has a form of locks associated with objects. When threads lock an object, one succeeds at a time.

Background (daemon) Threads



- In many applications we have a notion of “foreground” and “background” (daemon) threads
 - ▣ Foreground threads are the ones doing visible work, like interacting with the user or updating the display
 - ▣ Background threads do things like maintaining data structures (rebalancing trees, garbage collection, etc)
- On your computer, the same notion of background workers explains why so many things are always running in the task manager.

Race Conditions



- A “race condition” arises if two or more threads access the same variables or objects concurrently and at least one does updates
- Example: Suppose t1 and t2 simultaneously execute the statement $x = x + 1$; for some static global x.
 - ▣ Internally, this involves loading x, adding 1, storing x
 - ▣ If t1 and t2 do this concurrently, we execute the statement twice, but x may only be incremented once
 - ▣ t1 and t2 “race” to do the update

Race Conditions

- Suppose X is initially 5

Thread t1	Thread t2
<ul style="list-style-type: none"> □ LOAD X □ ADD 1 □ STORE X 	<ul style="list-style-type: none"> □ ... □ LOAD X □ ADD 1 □ STORE X

- ... after finishing, $X=6!$ We “lost” an update

Race Conditions

- Race conditions are bad news
 - ▣ Sometimes you can make code behave correctly despite race conditions, but more often they cause bugs
 - ▣ And they can cause many kinds of bugs, not just the example we see here!
 - ▣ A common cause for “blue screens,” null pointer exceptions, damaged data structures

Example – A Lucky Scenario

```

private Stack<String> stack = new Stack<String>();
public void doSomething() {
    if (stack.isEmpty()) return;
    String s = stack.pop();
    //do something with s...
}
    
```

Suppose threads A and B want to call `doSomething()`, and there is one element on the stack

1. thread A tests `stack.isEmpty()` false
2. thread A pops \Rightarrow stack is now empty
3. thread B tests `stack.isEmpty()` \Rightarrow true
4. thread B just returns – nothing to do

Example – An Unlucky Scenario

```

private Stack<String> stack = new Stack<String>();
public void doSomething() {
    if (stack.isEmpty()) return;
    String s = stack.pop();
    //do something with s...
}
    
```

Suppose threads A and B want to call `doSomething()`, and there is one element on the stack

1. thread A tests `stack.isEmpty()` \Rightarrow false
2. thread B tests `stack.isEmpty()` \Rightarrow false
3. thread A pops \Rightarrow stack is now empty
4. thread B pops \Rightarrow Exception!

Synchronization

25

- Java has one “primary” tool for preventing these problems, and you must use it by carefully and explicitly – it isn’t automatic.
 - Called a “synchronization barrier”
 - We think of it as a kind of lock
 - Even if several threads try to acquire the lock at once, only one can succeed at a time, while others wait
 - When it releases the lock, the next thread can acquire it
 - You can’t predict the order in which contending threads will get the lock but it should be “fair” if priorities are the same

Solution – with synchronization

26

```
private Stack<String> stack = new Stack<String>();
public void doSomething() {
    synchronized (stack) {
        if (stack.isEmpty()) return;
        String s = stack.pop();
        //do something with s...
    }
}
```

synchronized block

- Put critical operations in a **synchronized** block
- The **stack** object acts as a lock
- Only one thread can own the lock at a time

Solution – Locking

27

- You can lock on any object, including **this**

```
public synchronized void doSomething() {
    ...
}
```


Behaves like

```
public void doSomething() {
    synchronized (this) {
        ...
    }
}
```

Synchronization+priorities

28

- Combining mundane features can get you in trouble
- Java has priorities... and synchronization
 - But they don’t “mix” nicely
 - High-priority runs before low priority
 - ... The lower priority thread “starves”
- Even worse...
 - With many threads, you could have a second high priority thread stuck waiting on that starving low priority thread! Now both are starving...




Fancier forms of locking

29

- Java developers have created various synchronization ADTs
 - Semaphores: a kind of synchronized counter
 - Event-driven synchronization
- The Windows and Linux and Apple O/S all have kernel locking features, like file locking
- But for Java, **synchronized** is the core mechanism

Deadlock

30



- The downside of locking – deadlock
- A deadlock occurs when two or more competing threads are waiting for one-another... forever
- Example:
 - Thread t1 calls synchronized b inside synchronized a
 - But thread t2 calls synchronized a inside synchronized b
 - t1 waits for t2... and t2 waits for t1...

Finer grained synchronization

31

- Java allows you to do fancier synchronization
 - ▣ But can only be used inside a synchronization block
 - ▣ Special primitives called wait/notify

wait/notify

32

Suppose we put this inside an object called `animator`:

```
boolean isRunning = true;

public synchronized void run() {
    while (true) {
        while (isRunning) {
            //do one step of simulation
        }
        try {
            wait();
        } catch (InterruptedException ie) {}
        isRunning = true;
    }
}

public void stopAnimation() {
    animator.isRunning = false;
}

public void restartAnimation() {
    synchronized(animator) {
        animator.notify();
    }
}
```

must be synchronized!

relinquishes lock on animator - awaits notification

notifies processes waiting for animator lock

Summary

33

- Use of multiple processes and multiple threads within each process can exploit concurrency
 - Which may be real (multicore) or “virtual” (an illusion)
- But when using threads, beware!
 - Must lock (synchronize) any shared memory to avoid non-determinism and race conditions
 - Yet synchronization also creates risk of deadlocks
 - Even with proper locking concurrent programs can have other problems such as “livelock”
- Serious treatment of concurrency is a complex topic (covered in more detail in cs3410 and cs4410)