


Lecture 8

Object Oriented Design

The Challenge of Making Software



- Did a lot of JMan for you
 - Classes already completed
 - Detailed specifications
 - Lengthy instructions
 - You just “fill in blanks”
- The “Real World”
 - Vague specifications
 - Unknown # of classes
 - Everything from scratch
- Where do you start?

Software Patterns

- **Pattern:** reusable solution to a common problem
 - Template, not a single program
 - Tells you how to design your code
 - Made by someone who ran into problem first
- In many cases, a pattern gives you the **interface**
 - List of headers for the public methods
 - Specification for these public methods
 - Only thing missing is the implementation

Just like
this course!

Example Pattern: I/O Streams

Challenge: want to get input from somewhere

- Are these cases different?
- Or do they have a **pattern**?

- From a file:



- From the keyboard:

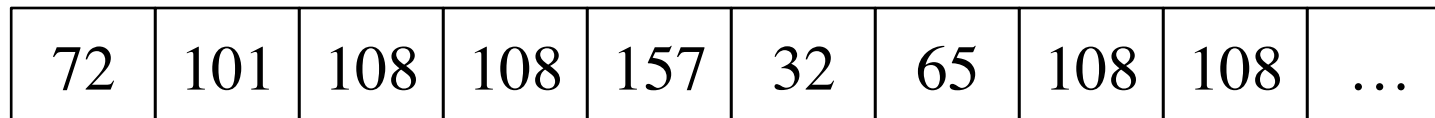


- From the network



Example Pattern: I/O Streams

- **InputStream**: Read-only list of bytes (0..255)
 - Like an array, but can only read once
 - Once you read a byte, go to the next one



- **OutputStream**: Like InputStream, but write-only

Example Pattern: I/O Streams

```
public class InputStream {
    /** Yields: next byte (0..255)
     *  in stream or -1 if empty */
    public int read() throws IOE{
        ...
    }
    /** Shuts the input stream
     *  down (close file, disconnect
     *  network, etc.) */
    public void close() throws IOE{
        ...
    }
}
```

```
public class OutputStream {
    /** Writes a byte to the stream
     *  Pre: b is in range 0..255 */
    public void write(int c) {
        ...
    }
    /** Shuts the input stream
     *  down (close file, disconnect
     *  network, etc.) */
    public void close() throws IOE{
        ...
    }
}
```

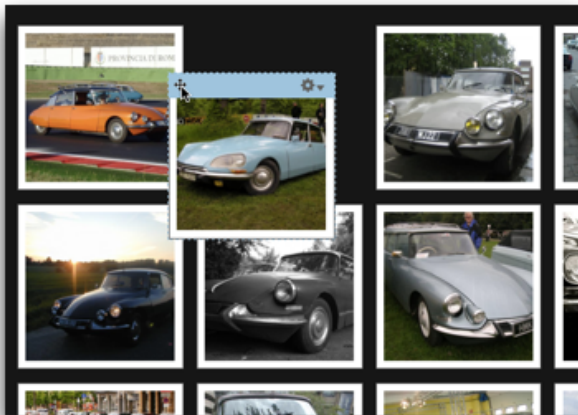
Example Pattern: I/O Streams

Challenge: want I/O stream for data other than bytes

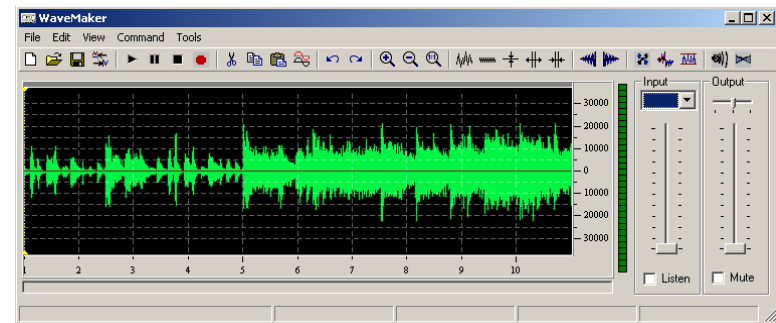
- Text:

ABCDEFGHIJKLMN
OPQRSTUVWXYZÀ
abcdefghijklmnopqr
stuvwxyzàåéîõøü&
1234567890(\$£€.,!?)

- Images



- Sound:



- General Objects

```
@105dc
x 0.0 double
y 0.0 double
-----
Point2d() Point2d(double, double)
getX() getY()
setX(double) setY(double)
```

How Many Classes Do We Need?

- **Source:**

- Keyboard
- File
- Network

$3 \times 4 = 12$ Classes!

- **Data Type:**

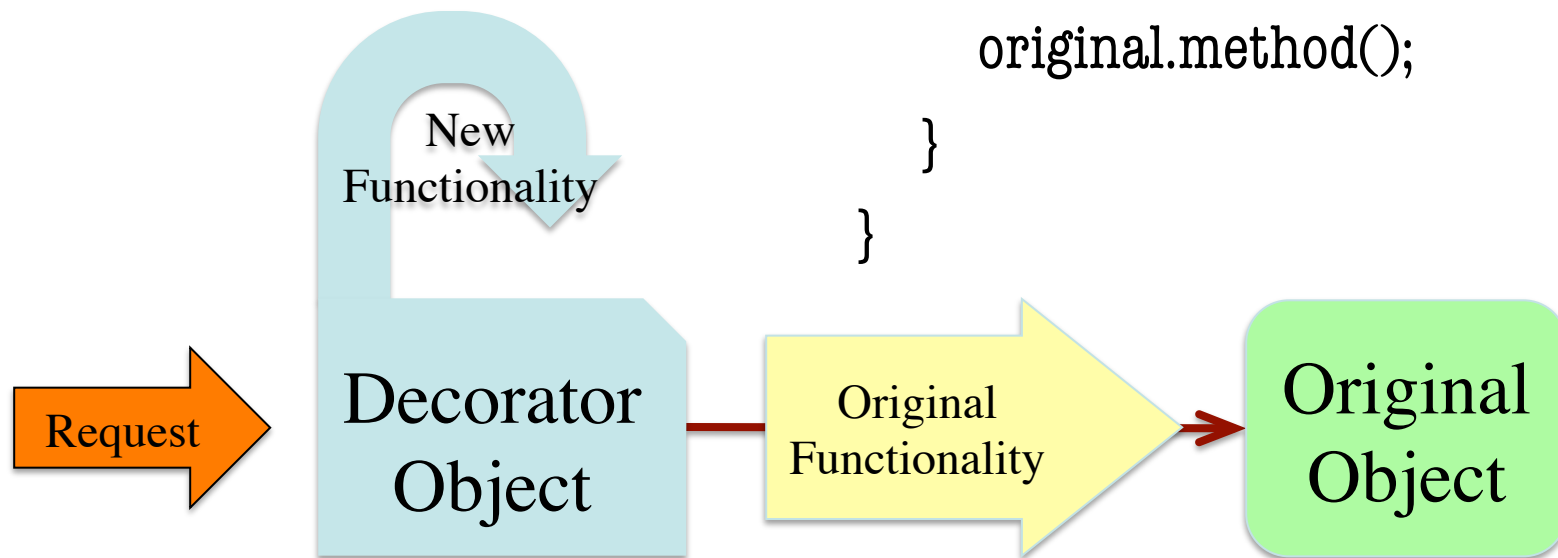
- Text
- Images
- Sound
- Objects

Need 3 more every time
we add a new data type

Must be a better way!

Example Pattern: Decorators

```
public class Decorator {  
    private Object original;  
    public void method() {  
        doSomethingNew();  
        original.method();  
    }  
}
```



Decorators and Java I/O

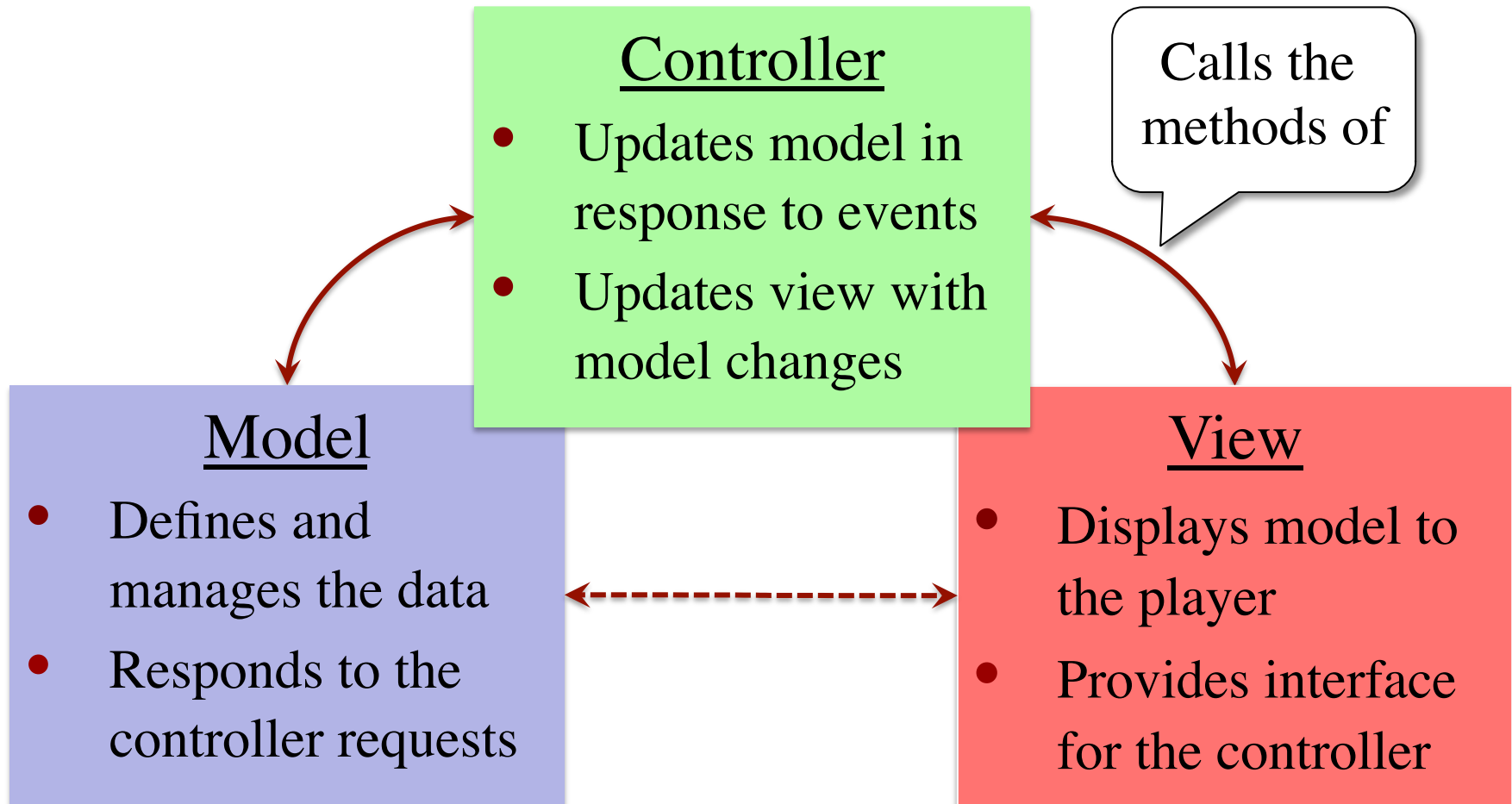
- Java I/O works this way.
 - Start with basic Input/OutputStream
 - Determined by source (keyboard, file, etc.)
 - Add decorator for type (text, images, etc.)
- You did this in the lab on File I/O

```
FileInputStream input = new FileInputStream("myfile.txt");  
BufferedReader reader = new BufferedReader(input);  
  
// Read a line of text  
String line = reader.readLine()
```

Architecture Patterns

- Essentially same idea as **software pattern**
 - Template showing how to organize code
 - But does not contain any code itself
- Only difference is **scope**
 - **Software pattern**: simple functionality
 - **Architecture pattern**: complete application
- Large part of the job of a **software architect**
 - Know the best patterns to use in each case
 - Use these patterns to distribute work to your team

Model-View-Controller Pattern

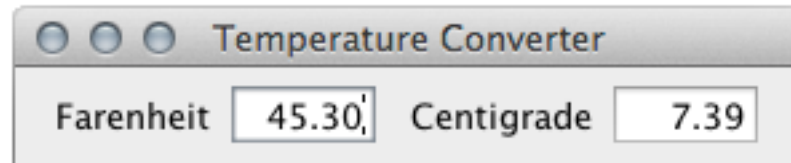


TemperatureConverter Example

- **Model:** (TemperatureModel.java)
 - Stores one value: fahrenheit
 - But the methods present two values
- **View:** (TemperatureView.java)
 - Constructor creates GUI components
 - Receives user input but does not “do anything”
- **Controller:** (TemperatureConverter.java)
 - **Main class:** instantiates all of the objects
 - “Communicates” between model and view

TemperatureConverter Example

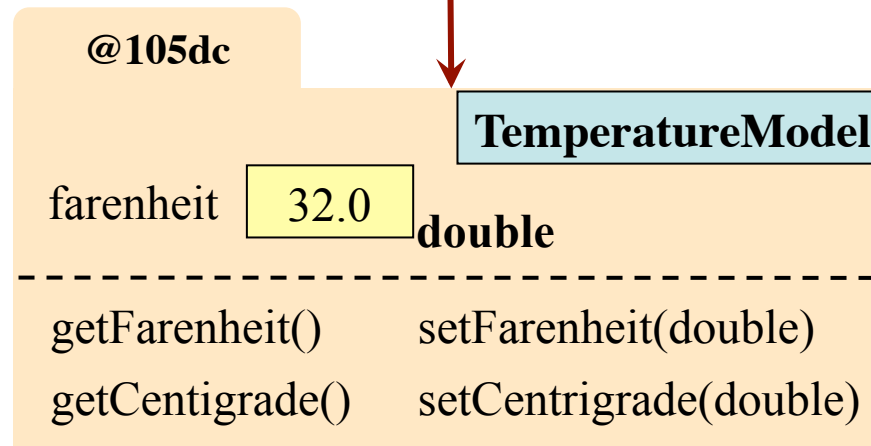
View



Controller

TemperatureConverter

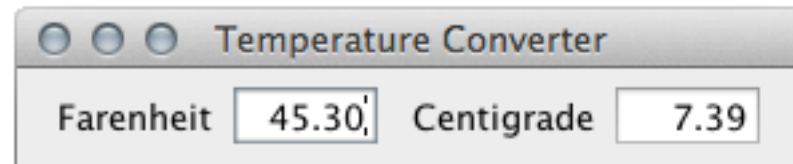
Model



TemperatureConverter Revisited

Layout

Listener



TemperatureConverter

@105dc

TemperatureModel

farenheit 32.0 double

getFarenheit() setFarenheit(double)
getCentigrade() setCentrigrade(double)

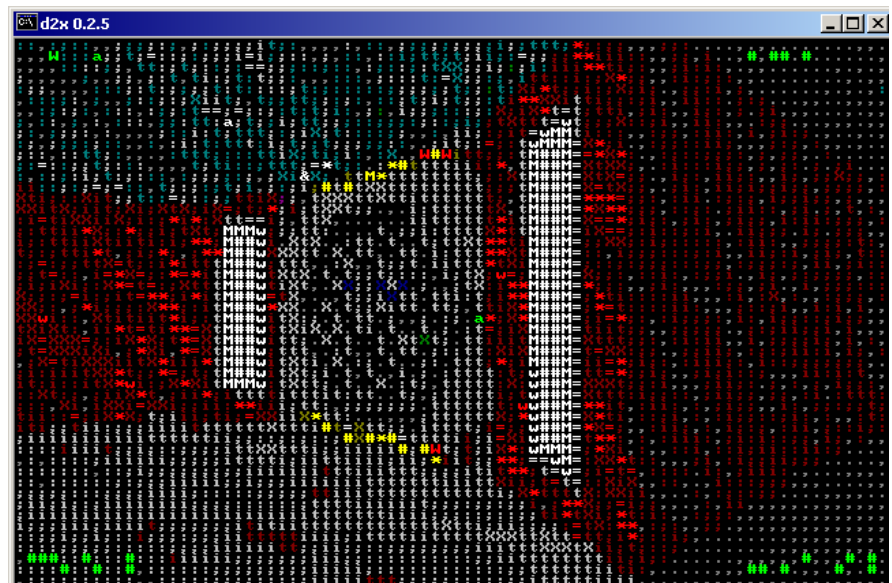
Model

Advantages of This Approach

View

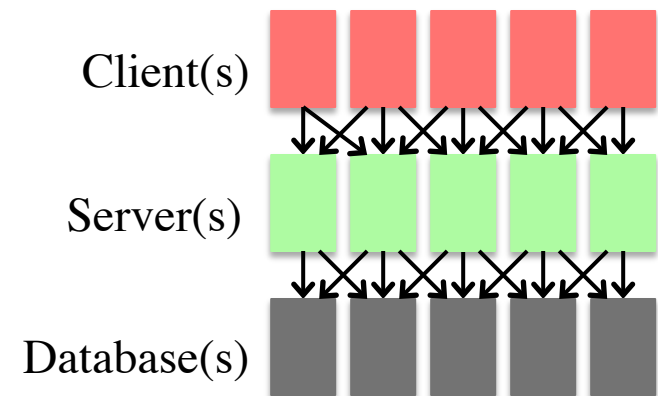
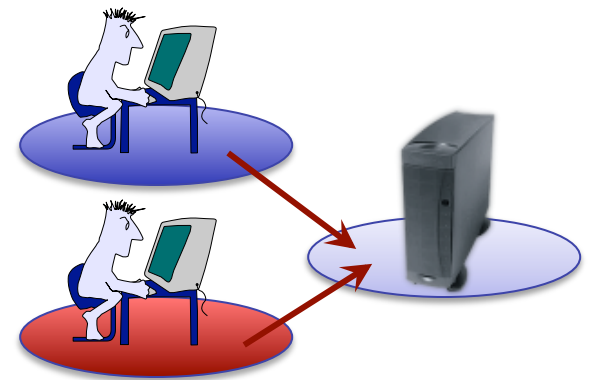


Another View



Beyond Model-View-Controller

- MVC is best pattern for offline programs
 - Networked get more complex
- Client-Server
 - Client runs on your computer
 - Client connects to remoter server
- Three-Tier Applications
 - Client-Server-Database
 - Standard for web applications
- ... and many others



You Can Even Mix and Match

