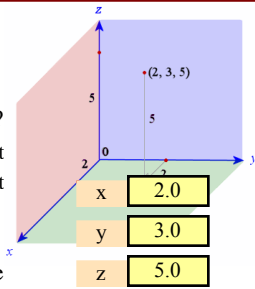


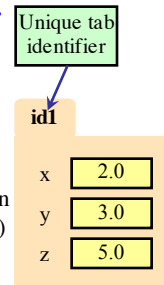
Type: Set of values and the operations on them

- Want a point in 3D space
 - We need three variables
 - x, y, z coordinates
- What if have a lot of points?
 - Vars x_0, y_0, z_0 for first point
 - Vars x_1, y_1, z_1 for next point
 - ...
 - This can get really messy
- How about a single variable that represents a point?



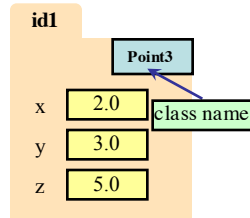
Objects: Organizing Data in Folders

- An object is like a **manila folder**
- It contains other variables
 - Variables are called **attributes**
 - These values can change
- It has an **ID** that identifies it
 - Unique number assigned by Python (just like a NetID for a Cornellian)
 - Cannot ever change
 - Has no meaning; only identifies



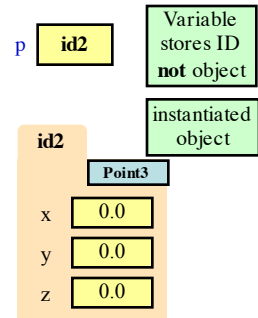
Classes: Types for Objects

- Values must have a type
 - An object is a **value**
 - Object type is a **class**
- **Modules** provide classes
 - Will show how later
- **Example:** `geom`
 - Part of `CornellExtensions`
 - Just need to import it
 - Classes: `Point2`, `Point3`



Constructor: Function to make Objects

- How do we create objects?
 - Other types have **literals**
 - **Example:** `1`, `'abc'`, `true`
 - No such thing for objects
- **Constructor Function:**
 - Same name as the class
 - **Example:** `Point3(0,0,0)`
 - Makes an object (manila folder)
 - Returns folder ID as value
- **Example:** `p = Point3(0, 0, 0)`
 - Creates a `Point` object
 - Stores object's ID in `p`



Constructors and Modules

```
>>> import geom
```

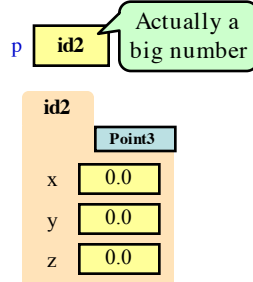
Need to import module that has `Point` class.

```
>>> p = geom.Point3(0,0,0)
```

Constructor is function. Prefix w/ module name.

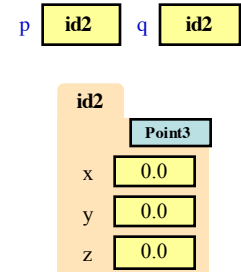
```
>>> id(p)
```

Shows the ID of `p`.



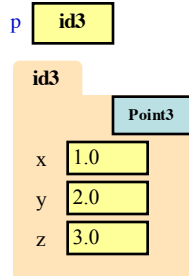
Object Variables

- Variable stores object name
 - **Reference** to the object
 - Reason for folder analogy
- Assignment uses object name
 - **Example:** `q = p`
 - Takes name from `p`
 - Puts the name in `q`
 - Does not make new folder!
- **This is the cause of many mistakes in this course**



Objects and Attributes

- Attributes are variables that live inside of objects
 - Can **use** in expressions
 - Can **assign** values to them
- Access:** `<variable>.<attr>`
 - Example:** `p.x`
 - Look like module variables
- Putting it all together
 - `p = geom.Point3(1,2,3)`
 - `p.x = p.y + p.z`



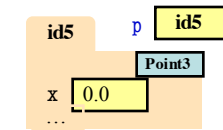
Call Frames and Objects

- Mutable objects can be altered in a function call
 - Object vars hold names!
 - Folder accessed by both global var & parameter

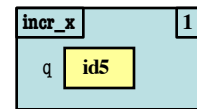
- Example:**

```
def incr_x(q):
    q.x = q.x + 1
1 |
>>> p = geom.Point3()
>>> incr_x(p)
```

Global **STUFF**

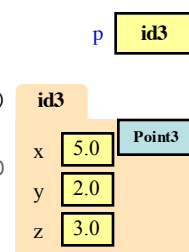


Call Frame



Methods: Functions Tied to Objects

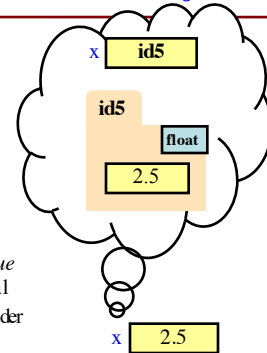
- Method:** function tied to object
 - Method call looks like a function call preceded by a variable name: `(variable).(method)(arguments)`
 - Example:** `p.distanceTo(q)`
 - Example:** `p.abs()` # makes `x,y,z ≥ 0`
- Just like we saw for strings
 - `s = 'abracadabra'`
 - `s.index('a')`
- Are strings objects?



Surprise: All Values are in Objects!

- Including basic values
 - `int, float, bool, str`
- Example:**

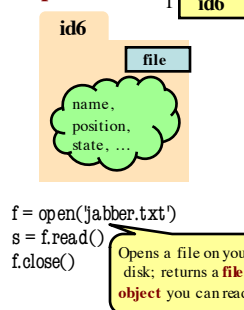
```
>>> x = 2.5
>>> id(x)
```
- But they are *immutable*
 - Contents cannot change
 - Distinction between *value* and *identity* is immaterial
 - So we can ignore the folder



Class Objects

- Use name **class object** to distinguish from other values
 - Not `int, float, bool, str`
- Class objects are **mutable**
 - You can change them
 - Methods can have effects besides their return value
- Example:**
 - `p = Point(3,3,0)`
 - `p.clamp(1,1)`

Example: Files



Base Types vs. Classes

Base Types

Classes

- | | |
|---|--|
| <ul style="list-style-type: none"> Built-into Python Refer to instances as <i>values</i> Instantiate with <i>literals</i> Are all immutable Can ignore the folders | <ul style="list-style-type: none"> Provided by modules Refer to instances as <i>objects</i> Instantiate w/ <i>constructors</i> Can alter attributes Must represent with folders |
|---|--|