

SQL: Queries, Constraints, Triggers

[R&G] Chapter 5

Example Instances

<i>R1</i>	<u>sid</u>	<u>bid</u>	<u>day</u>
	22	101	10/10/96
	58	103	11/12/96

- ❖ We will use these instances of the Sailors and Reserves relations in our examples.
- ❖ If the key for the Reserves relation contained only the attributes *sid* and *bid*, how would the semantics differ?

<i>S1</i>	<u>sid</u>	sname	rating	age
	22	dustin	7	45.0
	31	lubber	8	55.5
	58	rusty	10	35.0

<i>S2</i>	<u>sid</u>	sname	rating	age
	28	yuppy	9	35.0
	31	lubber	8	55.5
	44	guppy	5	35.0
	58	rusty	10	35.0

Basic SQL Query

SELECT	[DISTINCT] <i>target-list</i>
FROM	<i>relation-list</i>
WHERE	<i>qualification</i>

- ❖ *relation-list* A list of relation names (possibly with a *range-variable* after each name).
- ❖ *target-list* A list of attributes of relations in *relation-list*
- ❖ *qualification* Comparisons ($\text{Attr } op \text{ const}$ or $\text{Attr1 } op \text{ Attr2}$, where op is one of $<, >, =, \leq, \geq, \neq$) combined using AND, OR and NOT.
- ❖ **DISTINCT** is an optional keyword indicating that the answer should not contain duplicates. Default is that duplicates are not eliminated!

Conceptual Evaluation Strategy

- ❖ Semantics of an SQL query defined in terms of the following conceptual evaluation strategy:
 - Compute the cross-product of *relation-list*.
 - Discard resulting tuples if they fail *qualifications*.
 - Delete attributes that are not in *target-list*.
 - If **DISTINCT** is specified, eliminate duplicate rows.
- ❖ This strategy is probably the least efficient way to compute a query! An optimizer will find more efficient strategies to compute *the same answers*.

Example of Conceptual Evaluation

```
SELECT S.sname  
FROM Sailors S, Reserves R  
WHERE S.sid=R.sid AND R.bid=103
```

(sid)	sname	rating	age	(sid)	bid	day
22	dustin	7	45.0	22	101	10/10/96
22	dustin	7	45.0	58	103	11/12/96
31	lubber	8	55.5	22	101	10/10/96
31	lubber	8	55.5	58	103	11/12/96
58	rusty	10	35.0	22	101	10/10/96
58	rusty	10	35.0	58	103	11/12/96

A Note on Range Variables

- ❖ Really needed only if the same relation appears twice in the FROM clause. The previous query can also be written as:

```
SELECT S.sname  
FROM   Sailors S, Reserves R  
WHERE  S.sid=R.sid AND bid=103
```

OR

```
SELECT sname  
FROM   Sailors, Reserves  
WHERE  Sailors.sid=Reserves.sid  
       AND bid=103
```

*It is good style,
however, to use
range variables
always!*

Find sailors who've reserved at least one boat

```
SELECT S.sid  
FROM Sailors S, Reserves R  
WHERE S.sid=R.sid
```

- ❖ Would adding DISTINCT to this query make a difference?
- ❖ What is the effect of replacing *S.sid* by *S.sname* in the SELECT clause? Would adding DISTINCT to this variant of the query make a difference?

Expressions and Strings

```
SELECT S.age, age1=S.age-5, 2*S.age AS age2  
FROM Sailors S  
WHERE S.sname LIKE 'B_%B'
```

- ❖ Illustrates use of arithmetic expressions and string pattern matching: *Find triples (of ages of sailors and two fields defined by expressions) for sailors whose names begin and end with B and contain at least three characters.*
- ❖ **AS** and **=** are two ways to name fields in result.
- ❖ **LIKE** is used for string matching. **`_`** stands for any one character and **`%`** stands for 0 or more arbitrary characters.

Find sid's of sailors who've reserved a red or a green boat

- ❖ **UNION**: Can be used to compute the union of any two *union-compatible* sets of tuples (which are themselves the result of SQL queries).
- ❖ If we replace **OR** by **AND** in the first version, what do we get?
- ❖ Also available: **EXCEPT** (What do we get if we replace **UNION** by **EXCEPT**?)

```
SELECT S.sid
FROM Sailors S, Boats B, Reserves R
WHERE S.sid=R.sid AND R.bid=B.bid
      AND (B.color='red' OR B.color='green')
```


```
SELECT S.sid
FROM Sailors S, Boats B, Reserves R
WHERE S.sid=R.sid AND R.bid=B.bid
      AND B.color='red'
```

```
UNION
SELECT S.sid
FROM Sailors S, Boats B, Reserves R
WHERE S.sid=R.sid AND R.bid=B.bid
      AND B.color='green'
```

Find sid's of sailors who've reserved a red and a green boat

- ❖ **INTERSECT**: Can be used to compute the intersection of any two *union-compatible* sets of tuples.
- ❖ Included in the SQL/92 standard, but some systems don't support it.
- ❖ Contrast symmetry of the UNION and INTERSECT queries with how much the other versions differ.

```
SELECT S.sid
FROM Sailors S, Boats B1, Reserves R1,
      Boats B2, Reserves R2
WHERE S.sid=R1.sid AND R1.bid=B1.bid
      AND S.sid=R2.sid AND R2.bid=B2.bid
      AND (B1.color='red' AND B2.color='green')
```

```
SELECT S.sid  Key field!
FROM Sailors S, Boats B, Reserves R
WHERE S.sid=R.sid AND R.bid=B.bid
      AND B.color='red'
```

```
INTERSECT
SELECT S.sid
FROM Sailors S, Boats B, Reserves R
WHERE S.sid=R.sid AND R.bid=B.bid
      AND B.color='green'
```

Nested Queries

Find names of sailors who've reserved boat #103:

```
SELECT S.sname
FROM Sailors S
WHERE S.sid IN (SELECT R.sid
                FROM Reserves R
                WHERE R.bid=103)
```

- ❖ A very powerful feature of SQL: a WHERE clause can itself contain an SQL query! (Actually, so can FROM and HAVING clauses.)
- ❖ To find sailors who've *not* reserved #103, use NOT IN.
- ❖ To understand semantics of nested queries, think of a nested loops evaluation: *For each Sailors tuple, check the qualification by computing the subquery.*

Nested Queries with Correlation

Find names of sailors who've reserved boat #103:

```
SELECT S.sname
FROM Sailors S
WHERE EXISTS (SELECT *
              FROM Reserves R
              WHERE R.bid=103 AND S.sid=R.sid)
```



- ❖ **EXISTS** is another set comparison operator, like **IN**.
- ❖ If **UNIQUE** is used, and * is replaced by *R.bid*, finds sailors with at most one reservation for boat #103. (UNIQUE checks for duplicate tuples; * denotes all attributes. Why do we have to replace * by *R.bid*?)
- ❖ Illustrates why, in general, subquery must be re-computed for each Sailors tuple.

More on Set-Comparison Operators

- ❖ We've already seen IN, EXISTS and UNIQUE. Can also use NOT IN, NOT EXISTS and NOT UNIQUE.
- ❖ Also available: *op ANY, op ALL* >, <, =, ≥, ≤, ≠
- ❖ Find sailors whose rating is greater than that of some sailor called Horatio:

```
SELECT *
FROM Sailors S
WHERE S.rating > ANY (SELECT S2.rating
                     FROM Sailors S2
                     WHERE S2.sname='Horatio')
```

Rewriting INTERSECT Queries Using IN

Find sid's of sailors who've reserved both a red and a green boat:

```
SELECT S.sid
FROM Sailors S, Boats B, Reserves R
WHERE S.sid=R.sid AND R.bid=B.bid AND B.color='red'
      AND S.sid IN (SELECT S2.sid
                    FROM Sailors S2, Boats B2, Reserves R2
                    WHERE S2.sid=R2.sid AND R2.bid=B2.bid
                      AND B2.color='green')
```

- ❖ Similarly, EXCEPT queries re-written using NOT IN.
- ❖ To find *names* (not *sid's*) of Sailors who've reserved both red and green boats, just replace *S.sid* by *S.sname* in SELECT clause. (What about INTERSECT query?)

Division in SQL

(1)

```
SELECT S.sname
FROM Sailors S
WHERE NOT EXISTS
    ((SELECT B.bid
      FROM Boats B)
     EXCEPT
     (SELECT R.bid
      FROM Reserves R
      WHERE R.sid=S.sid))
```

Find sailors who've reserved all boats.

❖ Let's do it the hard way, without EXCEPT:

(2) SELECT S.sname
FROM Sailors S

WHERE NOT EXISTS (SELECT B.bid
FROM Boats B

Sailors S such that ... WHERE NOT EXISTS (SELECT R.bid
FROM Reserves R
WHERE R.bid=B.bid
AND R.sid=S.sid))

there is no boat B without ...

a Reserves tuple showing S reserved B

Aggregate Operators

- ❖ Significant extension of relational algebra.

```
COUNT (*)  
COUNT ( [DISTINCT] A )  
SUM ( [DISTINCT] A )  
AVG ( [DISTINCT] A )  
MAX ( A )  
MIN ( A )
```

single column

```
SELECT COUNT (*)  
FROM Sailors S
```

```
SELECT AVG (S.age)  
FROM Sailors S  
WHERE S.rating=10
```

```
SELECT S.sname  
FROM Sailors S  
WHERE S.rating= (SELECT MAX(S2.rating)  
FROM Sailors S2)
```

```
SELECT COUNT (DISTINCT S.rating)  
FROM Sailors S  
WHERE S.sname='Bob'
```

```
SELECT AVG ( DISTINCT S.age )  
FROM Sailors S  
WHERE S.rating=10
```

Find name and age of the oldest sailor(s)

- ❖ The first query is illegal! (We'll look into the reason a bit later, when we discuss **GROUP BY**.)
- ❖ The third query is equivalent to the second query, and is allowed in the SQL/92 standard, but is not supported in some systems.

```
SELECT S.sname, MAX (S.age)
FROM Sailors S
```

```
SELECT S.sname, S.age
FROM Sailors S
WHERE S.age =
      (SELECT MAX (S2.age)
       FROM Sailors S2)
```

```
SELECT S.sname, S.age
FROM Sailors S
WHERE (SELECT MAX (S2.age)
       FROM Sailors S2)
      = S.age
```

Motivation for Grouping

- ❖ So far, we've applied aggregate operators to all (qualifying) tuples. Sometimes, we want to apply them to each of several *groups* of tuples.
- ❖ Consider: *Find the age of the youngest sailor for each rating level.*
 - In general, we don't know how many rating levels exist, and what the rating values for these levels are!
 - Suppose we know that rating values go from 1 to 10; we can write 10 queries that look like this (!):

For $i = 1, 2, \dots, 10$:

```
SELECT MIN (S.age)
FROM Sailors S
WHERE S.rating =  $i$ 
```

Queries With GROUP BY and HAVING

SELECT	[DISTINCT] <i>target-list</i>
FROM	<i>relation-list</i>
WHERE	<i>qualification</i>
GROUP BY	<i>grouping-list</i>
HAVING	<i>group-qualification</i>

- ❖ The *target-list* contains (i) attribute names (ii) terms with aggregate operations (e.g., MIN (*S.age*)).
 - The attribute list (i) must be a subset of *grouping-list*. Intuitively, each answer tuple corresponds to a *group*, and these attributes must have a single value per group. (A *group* is a set of tuples that have the same value for all attributes in *grouping-list*.)

Conceptual Evaluation

- ❖ The cross-product of *relation-list* is computed, tuples that fail *qualification* are discarded, 'unnecessary' fields are deleted, and the remaining tuples are partitioned into groups by the value of attributes in *grouping-list*.
- ❖ The *group-qualification* is then applied to eliminate some groups. Expressions in *group-qualification* must have a *single value per group!*
 - In effect, an attribute in *group-qualification* that is not an argument of an aggregate op also appears in *grouping-list*. (SQL does not exploit primary key semantics here!)
- ❖ One answer tuple is generated per qualifying group.

*Find age of the youngest sailor with age ≥ 18 ,
for each rating with at least 2 such sailors*

```
SELECT S.rating, MIN (S.age)
      AS minage
FROM Sailors S
WHERE S.age  $\geq$  18
GROUP BY S.rating
HAVING COUNT (*)  $>$  1
```

Sailors instance:


<u>sid</u>	sname	rating	age
22	dustin	7	45.0
29	brutus	1	33.0
31	lubber	8	55.5
32	andy	8	25.5
58	rusty	10	35.0
64	horatio	7	35.0
71	zorba	10	16.0
74	horatio	9	35.0
85	art	3	25.5
95	bob	3	63.5
96	frodo	3	25.5

Answer relation:


rating	minage
3	25.5
7	35.0
8	25.5

*Find age of the youngest sailor with age ≥ 18 ,
for each rating with at least 2 such sailors.*

rating	age
7	45.0
1	33.0
8	55.5
8	25.5
10	35.0
7	35.0
10	16.0
9	35.0
3	25.5
3	63.5
3	25.5



rating	age
1	33.0
3	25.5
3	63.5
3	25.5
7	45.0
7	35.0
8	55.5
8	25.5
9	35.0
10	35.0



rating	minage
3	25.5
7	35.0
8	25.5

- ❖ Student(sid, age, univname, deptname)
- ❖ Avg age of students for each dept
- ❖ Select univname, deptname, avg(age)
- ❖ From student
- ❖ Group by univname, deptname;

Find age of the youngest sailor with age ≥ 18 , for each rating with at least 2 such sailors and with every sailor under 60.

HAVING COUNT (*) > 1 AND EVERY (S.age <=60)

rating	age
7	45.0
1	33.0
8	55.5
8	25.5
10	35.0
7	35.0
10	16.0
9	35.0
3	25.5
3	63.5
3	25.5



rating	age
1	33.0
3	25.5
3	63.5
3	25.5
7	45.0
7	35.0
8	55.5
8	25.5
9	35.0
10	35.0



rating	minage
7	35.0
8	25.5

What is the result of changing EVERY to ANY?

Find age of the youngest sailor with age ≥ 18 , for each rating with at least 2 sailors between 18 and 60.

```
SELECT S.rating, MIN (S.age)
      AS minage
FROM Sailors S
WHERE S.age  $\geq$  18 AND S.age  $\leq$  60
GROUP BY S.rating
HAVING COUNT (*)  $>$  1
```

Sailors instance:

<u>sid</u>	sname	rating	age
22	dustin	7	45.0
29	brutus	1	33.0
31	lubber	8	55.5
32	andy	8	25.5
58	rusty	10	35.0
64	horatio	7	35.0
71	zorba	10	16.0
74	horatio	9	35.0
85	art	3	25.5
95	bob	3	63.5
96	frodo	3	25.5

Answer relation:

rating	minage
3	25.5
7	35.0
8	25.5

For each red boat, find the number of reservations for this boat

```
SELECT B.bid, COUNT (*) AS scount
FROM Sailors S, Boats B, Reserves R
WHERE S.sid=R.sid AND R.bid=B.bid AND B.color='red'
GROUP BY B.bid
```

- ❖ Grouping over a join of three relations.
- ❖ What do we get if we remove *B.color='red'* from the WHERE clause and add a HAVING clause with this condition?
- ❖ What if we drop Sailors and the condition involving S.sid?

*Find age of the youngest sailor with age > 18,
for each rating with at least 2 sailors (of any age)*

```
SELECT S.rating, MIN (S.age)
FROM Sailors S
WHERE S.age > 18
GROUP BY S.rating
HAVING 1 < (SELECT COUNT (*)
            FROM Sailors S2
            WHERE S.rating=S2.rating)
```

- ❖ Shows HAVING clause can also contain a subquery.
- ❖ Compare this with the query where we considered only ratings with 2 sailors over 18!
- ❖ What if HAVING clause is replaced by:
 - HAVING COUNT(*) >1

Find those ratings for which the average age is the minimum over all ratings

❖ Aggregate operations cannot be nested! **WRONG:**

```
SELECT S.rating
FROM Sailors S
WHERE S.age = (SELECT MIN (AVG (S2.age)) FROM Sailors S2)
```

❖ Correct solution (in SQL/92):

```
SELECT Temp.rating, Temp.avgage
FROM (SELECT S.rating, AVG (S.age) AS avgage
      FROM Sailors S
      GROUP BY S.rating) AS Temp
WHERE Temp.avgage = (SELECT MIN (Temp.avgage)
                    FROM Temp)
```

Null Values

- ❖ Field values in a tuple are sometimes *unknown* (e.g., a rating has not been assigned) or *inapplicable* (e.g., no spouse's name).
 - SQL provides a special value *null* for such situations.
- ❖ The presence of *null* complicates many issues. E.g.:
 - Special operators needed to check if value is/is not *null*.
 - Is $rating > 8$ true or false when *rating* is equal to *null*? What about **AND**, **OR** and **NOT** connectives?
 - We need a 3-valued logic (true, false and *unknown*).
 - Meaning of constructs must be defined carefully. (e.g., WHERE clause eliminates rows that don't evaluate to true.)
 - New operators (in particular, *outer joins*) possible/needed.

Integrity Constraints (Review)

- ❖ An IC describes conditions that every *legal instance* of a relation(al database) must satisfy.
 - Inserts/deletes/updates that violate IC's are disallowed.
 - Can be used to ensure application semantics (e.g., *sid* is a key), or prevent inconsistencies (e.g., *sname* has to be a string, *age* must be < 200)
- ❖ *Types of IC's*: Domain constraints, primary key constraints, foreign key constraints, general constraints.
 - *Domain constraints*: Field values must be of right type. Always enforced.

General Constraints

- ❖ Useful when more general ICs than keys are involved.
- ❖ Can use queries to express constraint.
- ❖ Constraints can be named.

```
CREATE TABLE Sailors
( sid INTEGER,
  sname CHAR(10),
  rating INTEGER,
  age REAL,
  PRIMARY KEY (sid),
  CHECK ( rating >= 1
         AND rating <= 10 )
```

```
CREATE TABLE Reserves
( sname CHAR(10),
  bid INTEGER,
  day DATE,
  PRIMARY KEY (bid,day),
  CONSTRAINT noInterlakeRes
  CHECK ( `Interlake' <>
         ( SELECT B.bname
           FROM Boats B
           WHERE B.bid=bid)))
```

Constraints Over Multiple Relations

```
CREATE TABLE Sailors
```

```
( sid INTEGER,  
  sname CHAR(10),  
  rating INTEGER,  
  age REAL,
```

```
PRIMARY KEY (sid),  
CHECK
```

```
( (SELECT COUNT (S.sid) FROM Sailors S)  
+ (SELECT COUNT (B.bid) FROM Boats B) < 100
```

*Number of boats
plus number of
sailors is < 100*

- ❖ Awkward and wrong!
- ❖ If Sailors is empty, the number of Boats tuples can be anything!
- ❖ ASSERTION is the right solution; not associated with either table.

```
CREATE ASSERTION smallClub
```

```
CHECK
```

```
( (SELECT COUNT (S.sid) FROM Sailors S)  
+ (SELECT COUNT (B.bid) FROM Boats B) < 100
```

Triggers

- ❖ Trigger: procedure that starts automatically if specified changes occur to the DBMS
- ❖ Three parts:
 - Event (activates the trigger)
 - Condition (tests whether the triggers should run)
 - Action (what happens if the trigger runs)

Triggers: Example (SQL:1999)

```
CREATE TRIGGER youngSailorUpdate
  AFTER INSERT ON SAILORS
  REFERENCING NEW TABLE NewSailors
  FOR EACH STATEMENT
  INSERT
    INTO YoungSailors(sid, name, age, rating)
  SELECT sid, name, age, rating
  FROM NewSailors N
  WHERE N.age <= 18
```

Summary

- ❖ SQL was an important factor in the early acceptance of the relational model; more natural than earlier, procedural query languages.
- ❖ Relationally complete; in fact, significantly more expressive power than relational algebra.
- ❖ Even queries that can be expressed in RA can often be expressed more naturally in SQL.
- ❖ Many alternative ways to write a query; optimizer should look for most efficient evaluation plan.
 - In practice, users need to be aware of how queries are optimized and evaluated for best results.

Summary (Contd.)

- ❖ NULL for unknown field values brings many complications
- ❖ SQL allows specification of rich integrity constraints
- ❖ Triggers respond to changes in the database