

CS/ENGRD 2110

FALL 2018

Lecture 3: Fields, getters and setters, constructors, testing
<http://courses.cs.cornell.edu/cs2110>

CS2110 Announcements

2

Take course S/U?

OK with us. Check with your advisor/major. To get an S, you need to do at least C- work. Do D+ work or less, you get a U.

HW1 due on 4 September. See Piazza note @14

Please don't email us about prelim conflicts! We'll tell you at the appropriate time how we handle them.

If you are new to the course and want to submit a quiz or assignment that is past due, talk to or email your TA and ask for an extension.

Profs eat lunch with 7 students. Sign up on pinned Piazza note @15 to take part.

Quiz 1 doesn't count. Later quizzes will count.

Do a recitation in groups of 1, 2, 3 in the same recitation section. Doesn't make sense to do it with someone not in same section.

Assignment A1

3

Write a class to maintain information about PhDs ---e.g. their advisor(s) and date of PhD. **Pay attention today, you will do exactly what I do in creating and testing a class!**

Objectives in brief:

- Get used to Eclipse and writing a simple Java class
- Learn conventions for Javadoc specs, formatting code (e.g. indentation), class invariants, method preconditions
- Learn about and use JUnit testing

Important: READ CAREFULLY, including Step 8, which reviews what the assignment is graded on.

Groups. You can do A1 with 1 other person. FORM YOUR GROUP EARLY! Use pinned Piazza Note @5 to search for partner!

Homework (not to be handed in)

4

1. Course website will contain classes **Time** and **TimeTest**. The body of the one-parameter constructor is not written. Write it. The one-parameter constructor is not tested in **TimeTest**. Write a procedure to test it.
2. Visit course website, click on **Resources** and then on **Code Style Guidelines**. Study
 1. **Naming conventions**
 - 3.3 **Class invariant**
 4. **Code organization**
 - 4.1 **Placement of field declarations**
 5. **Public/private access modifiers**
3. Look at slides for next lecture; bring them to next lecture

How to learn Java syntax

5

Question on the course Piazza:

I worked on recitation 1 in the recitation section today, but I am still confused as to when/when not to add semicolons. Is there a general rule regarding semicolon placement in java?

Answer: Any basic statement (one that doesn't include other statement) require ; at end, e.g.

assignment

return

procedure call

How to learn Java syntax

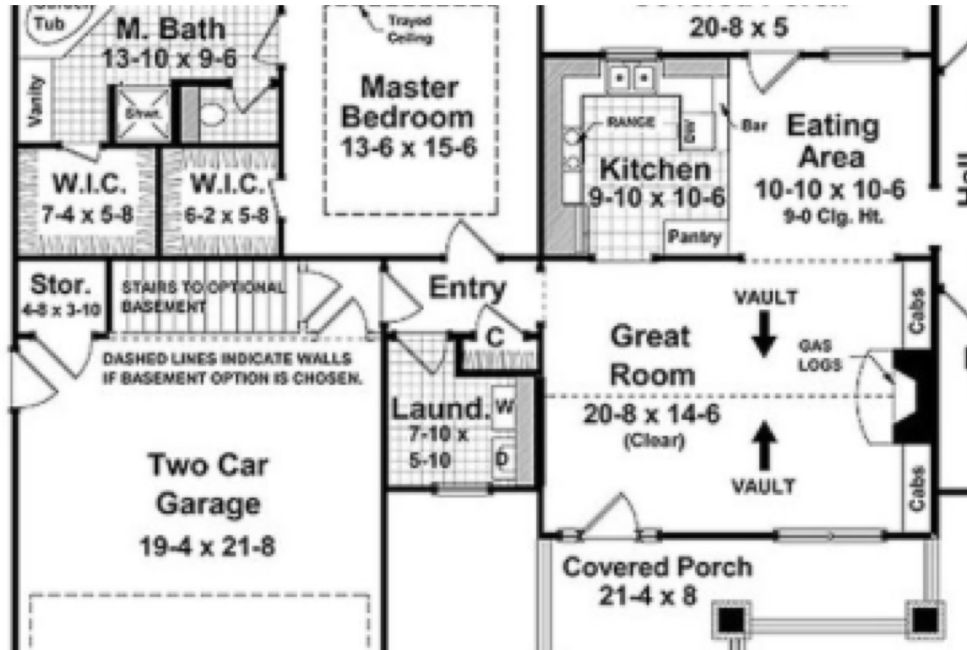
6

When you have a question on syntax of statements, there are two ways to find a suitable answer:

1. Try it in Eclipse —keep trying different things until something works. HORRIBLE. You waste your time and learn nothing.
2. Look up the statement in JavaHyperText! Wonderful! Look up a statement twice and you will know it forever.

Difference between class and object

7



A blueprint, design, plan

A class

Can create many objects from the same plan (class). Usually, not all exactly the same.



A house built from the blueprint

An object

Overview

- An object can contain variables as well as methods. Variable in an object is called a **field**.
- Declare fields in the class definition. Generally, make fields **private** so they can't be seen from outside the class.
- May add **getter methods** (functions) and **setter methods** (procedures) to allow access to some or all fields.
- Use a new kind of method, the **constructor**, to initialize fields of a new object during evaluation of a new-expression.
- Create a **JUnit Testing Class** to save a suite of test cases, run them when necessary.

References in JavaHyperText entries

9

Look at these JavaHyperText entries:

Declaration of fields: **field**

Getter/setter methods: **getter setter**

Constructors: **constructor**

Class String: **toString**

JUnit Testing Class: Junit

Overloading method names: **overload**

Overriding method names: **override**

class Time

10

Object contains the time of day in hours and minutes.

Methods in object refer to fields in object.

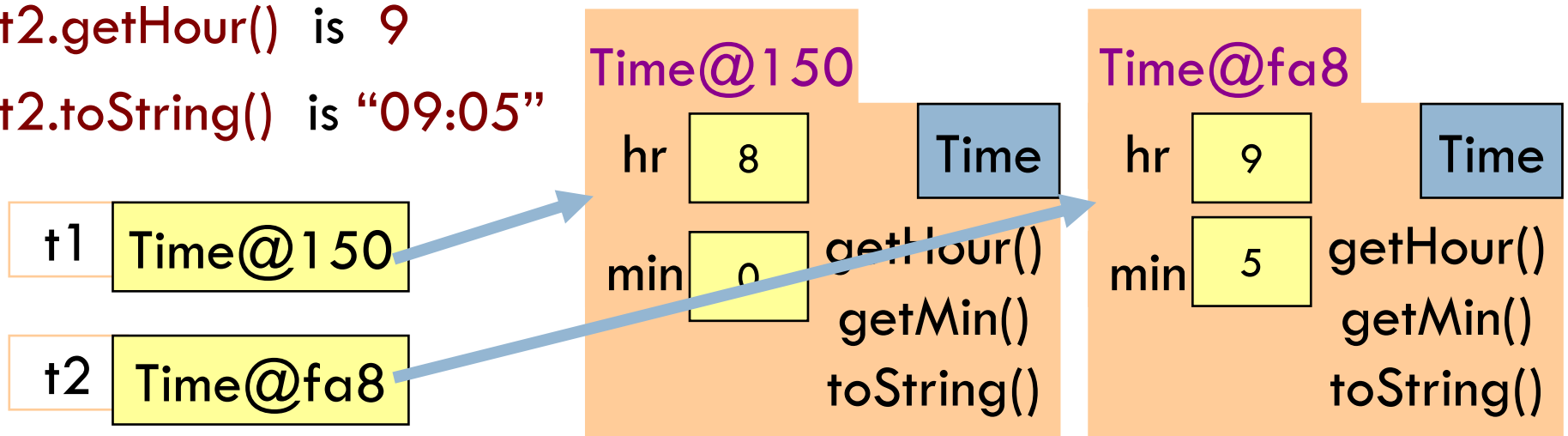
Could have an array of such objects to list the times at which classes start at Cornell.

With variables **t1** and **t2** below,

t1.getHours() is 8

t2.getHours() is 9

t2.toString() is "09:05"



Class Time

11

```
/** An instance maintains a time of day */  
public class Time {  
    private int hr;    //hour of the day, in 0..23  
    private int min;  // minute of the hour, in 0..59
```

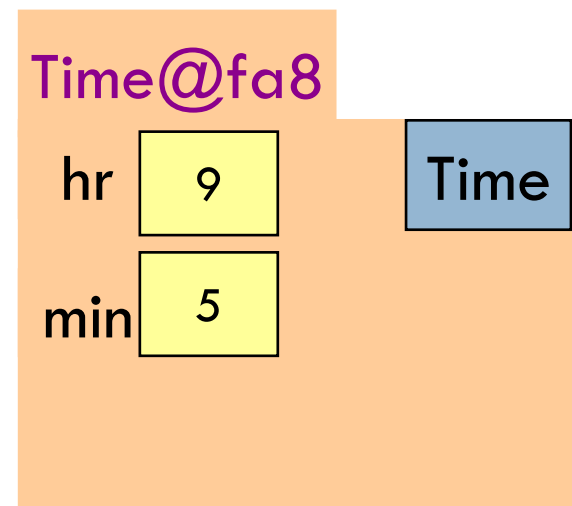
Access modifier private:

can't see field from outside class

Software engineering principle:

make fields private, unless there is a real reason to make public

```
}
```



Class invariant

12

```
/** An instance maintains a time of day */  
public class Time {  
    private int hr;    // hour of the day, in 0..23  
    private int min;  // minute of the hour, in 0..59
```

Class invariant:
collection of defs of
variables and
constraints on them
(green stuff)

Software engineering principle: Always write a clear, precise class invariant, which describes all fields.

Call of every method starts with class invariant true and should end with class invariant true.

Frequent reference to class invariant while programming can prevent mistakes.

```
}
```

Getter methods (functions)

13

```
/** An instance maintains a time of day */
```

```
public class Time {
```

```
    private int hr; // hour of the day, in 0..23
```

```
    private int min; // minute of the hour, in 0..59
```

```
/** Return hour of the day */
```

```
public int getHour() {
```

```
    return hr;
```

```
}
```

```
/** Return minute of the hour */
```

```
public int getMin() {
```

```
    return min;
```

```
}
```

```
}
```

Spec goes **before** method.
It's a Javadoc comment
—starts with **/****

Time@fa8

hr

9

Time

min

5

getHour()

getMin()

A little about type (class) String

14

```
public class Time {  
    private int hr; //hour of the day, in 0..23  
    private int min; // minute of the hour, in 0..59  
    /** Return a representation of this time, e.g. 09:05*/  
    public String toString() {  
        return prepend(hr) + ":" + prepend(min);  
    }  
    /** Return i with preceding 0, if  
        necessary, to make two chars. */  
    private String prepend(int i) {  
        if (i > 9 || i < 0) return "" + i;  
        return "0" + i;  
    }  
    ...  
}
```

Java: double quotes for String literals

Java: + is String catenation

Catenate with empty String to change any value to a String

“helper” function is private, so it can't be seen outside class

Concatenate or catenate?

15

I never **concatenate** strings;

I just **catenate** those little things.

Of syllables few,

I'm a man through and through.

Shorter words? My heart joyfully sings!

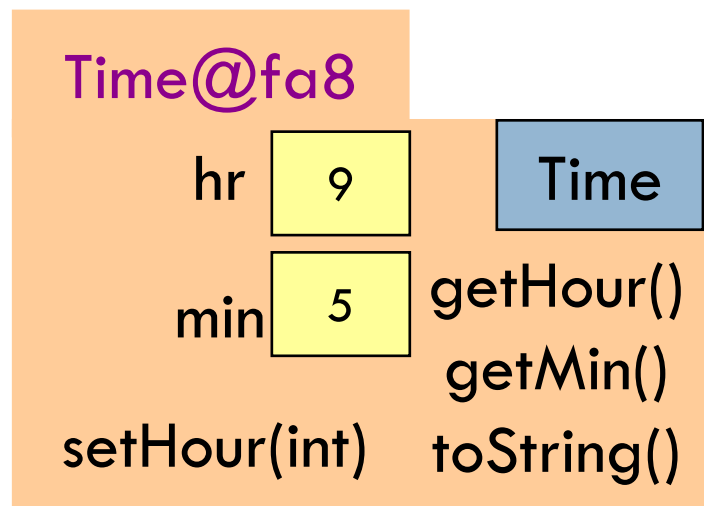
Setter methods (procedures)

16

```
/** An instance maintains a time of day */  
public class Time {  
    private int hr; //hour of the day, in 0..23  
    private int min; // minute of the hour, in 0..59  
  
    ...  
  
    /** Change this object's hour to h */  
    public void setHour(int h) {  
        hr= h;  
    }  
}
```

No way to store
value in a field!
We can add a
“setter method”

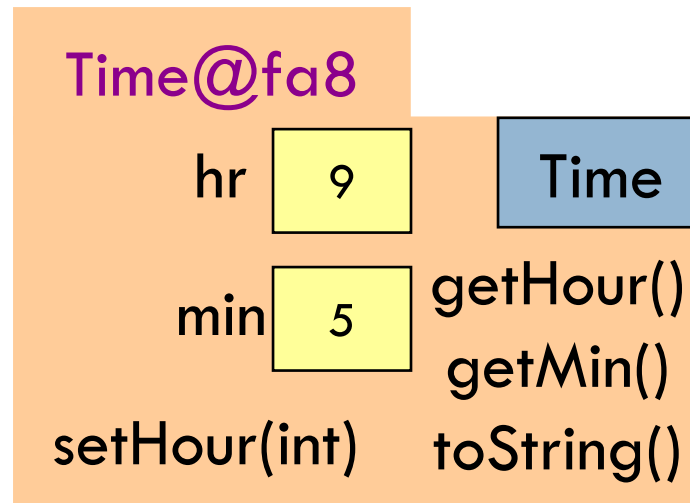
setHour(int) is now in the object



Setter methods (procedures)

17

```
/** An instance maintains a time of day */  
public class Time {  
    private int hr; //hour of day, in 0..23  
    private int min; // minute of hour, in 0..59  
  
    ...  
    /** Change this object's hour to h */  
    public void setHour(int h) {  
        hr= h;  
    }  
}
```



Do not say
“set field hr to h”
User does not know
there is a field. All
user knows is that
`Time` maintains hours
and minutes. Later,
we show an imple-
mentation that
doesn't have field h
but “behavior” is
the same

Test using a JUnit testing class

18

In Eclipse, use menu item **File** → **New** → **JUnit Test Case** to create a class that looks like this:

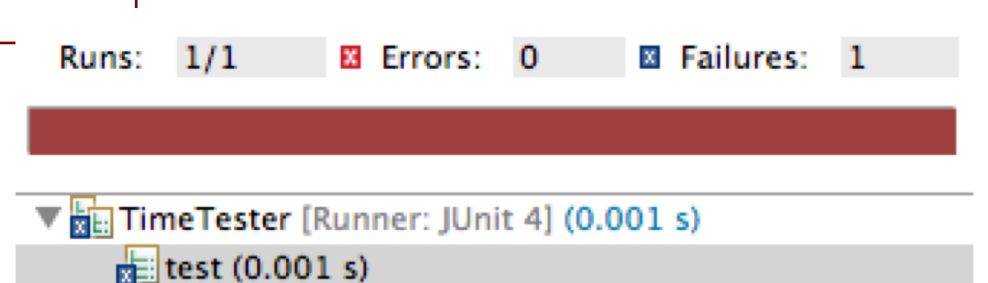
```
import static org.junit.Assert.*;
import org.junit.Test;

public class TimeTest {
    @Test
    public void test() {
        fail("Not yet implemented");
    }
}
```

Select **TimeTest** in **Package Explorer**.

Use menu item **Run** → **Run**.

Procedure **test** is called, and the call **fail(...)** causes execution to fail:



Test using a JUnit testing class

19

...

```
public class TimeTest {  
    @Test  
    public void testConstructor() {  
        Time t1 = new Time();  
        assertEquals(0, t1.getHour());  
        assertEquals(0, t1.getMin());  
        assertEquals("00:00", t1.toString());  
    }  
}
```

Write and save a suite of “test cases” in TimeTest, to test that all methods in Time are correct

Store new Time object in t1.

Give green light if expected value equals computed value, red light if not:
`assertEquals(expected value, computed value);`

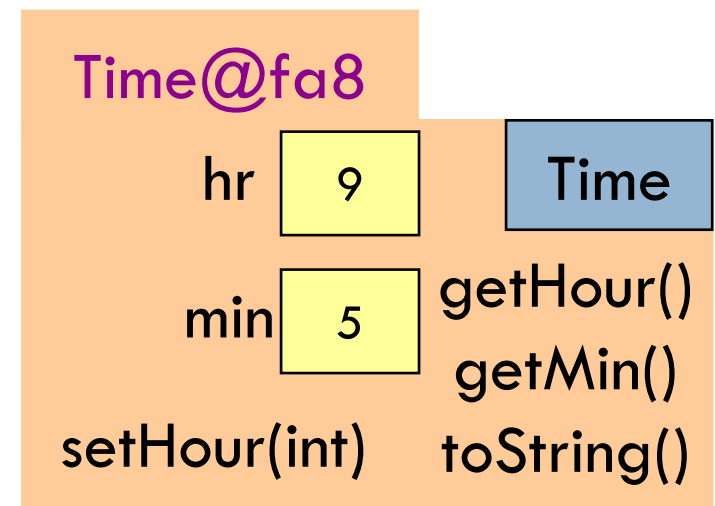
Test setter method in JUnit testing class

20

```
public class TimeTest {  
    ...  
  
    @Test  
    public void testSetters() {  
        Time t1= new Time();  
        t1.setHour(21);  
        assertEquals(21, t1.getHour());  
    }  
}
```

TimeTest can have several test methods, each preceded by `@Test`.

All are called when menu item Run → Run is selected



Constructors —new kind of method

21

```
public class C {  
    private int a;  
    private int b;  
    private int c;  
    private int d;  
    private int e;  
}
```

```
C var= new C();  
var.setA(2);  
var.setB(20);  
var.setC(35);  
var.setD(-15);  
var.setE(150);
```

C has lots of fields. Initializing an object can be a pain —assuming there are suitable setter methods

Easier way to initialize the fields, in the new-expression itself. Use:

```
C var= new C(2, 20, 35, -15, 150);
```

But first, must write a new method called a **constructor**

Constructors —new kind of method

22

```
/** An object maintains a time of day */  
public class Time {  
    private int hr; //hour of day, 0..23  
    private int min; // minute of hour, 0..59  
    /** Constructor: an instance with  
        h hours and m minutes.  
        Precondition: h in 0..23, m in 0..59 */  
    public Time(int h, int m) {  
        hr=h;  
        min= m;  
    }  
}
```

Purpose of constructor:
Initialize fields of a new object so that its class invariant is true

Memorize!

Need precondition

No return type
or void

Name of constructor
is the class name

Time@fa8

hr

9

min

5

Time

getHour() getMin()
toString() setHour(int)
Time(int, int)

Revisit the new-expression

23

Syntax of new-expression: **new** <constructor-call>

Example: **new** Time(9, 5)

Time@fa8

Evaluation of new-expression:

1. Create a new object of class, with default values in fields
2. Execute the constructor-call
3. Give as value of the expression the name of the new object

If you do not declare a constructor, Java puts in this one:

```
public <class-name> () { }
```

Time@fa8

hr

9

min

5

Time

getHour() getMin()

toString() setHour(int)

Time(int, int)

How to test a constructor

24

Create an object using the constructor. Then check that **all fields** are properly initialized —even those that are not given values in the constructor call

```
public class TimeTest {  
    @Test  
    public void testConstructor1() {  
        Time t1= new Time(9, 5);  
        assertEquals(9, t1.getHour());  
        assertEquals(5, t1.getMin());  
    }  
    ...  
}
```

Note: This also checks the getter methods! No need to check them separately.

But, main purpose: check constructor

A second constructor

25

```
/** An object maintains a time of day */  
public class Time {  
    private int hr; //hour of day, 0..23  
    private int min; // minute of hour, 0..59  
    /** Constructor: an instance with  
        m minutes.
```

Precondition: m in 0..(23*60 +59) */

```
public Time(int m) {  
    hr= m/60; min= m%60;  
    ??? What do we put here ???  
}  
...  
    new Time(9, 5)  
    new Time(1 25)
```

Time is overloaded: 2
constructors! Have
different parameter
types. Constructor call
determines which one
is called

Time@fa8

hr	9	min	5	Time
----	---	-----	---	------

getHour() getMin()
toString() setHour(int)
Time(int, int) Time (int)

Generate javadoc

26

- With project selected in Package explorer, use menu item **Project -> Generate javadoc**
- In Package Explorer, click on **the project -> doc -> index.html**
- You get a pane with an API like specification of class Time, in which javadoc comments (start with **/****) have been extracted!
- That is how the API specs were created.

Method specs should not mention fields

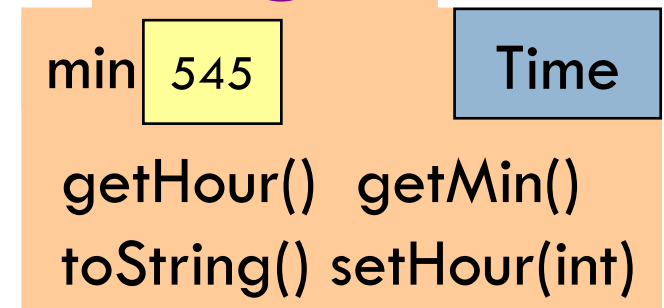
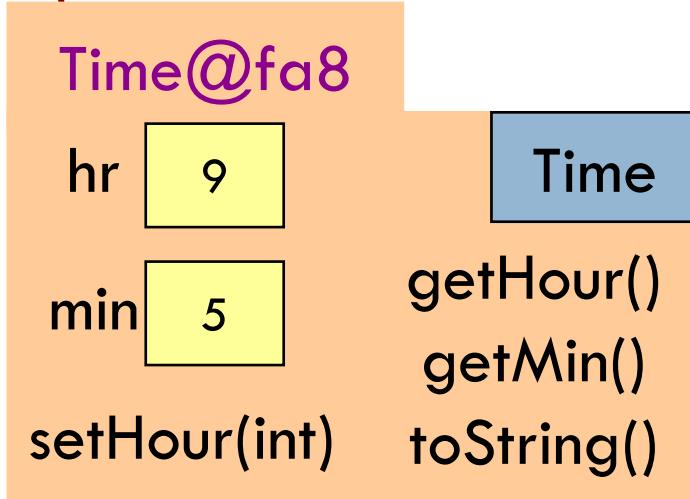
27

```
public class Time {  
    private int hr; //in 0..23  
    private int min; //in 0..59  
    /** return hour of day*/  
    public int getHour() {  
        return h;  
    }  
}
```



**Decide
to change
implemen-
-tation**

```
public class Time {  
    // min, in 0..23*60+59  
    private int min;  
    /** return hour of day*/  
    public int getHour() {  
        return min / 60;  
    }  
}
```



Specs of methods stay the same.
Implementations, including fields, change!

Next week's section: Exception Handling

28

Suppose we are supposed to read an integer from the keyboard and do something with it. If the user types something other than an integer, we want to ask the user again to type a integer.

```
String st= the integer from the keyboard;  
int k= Integer.parseInt(st); // return the int that is in st
```

```
public static int parseInt(String s) {  
    ...  
    ...  
    ...  
}
```

user typed "x13",
it was discovered here

parseInt doesn't know what to do with the error

Next week's section: Exception Handling

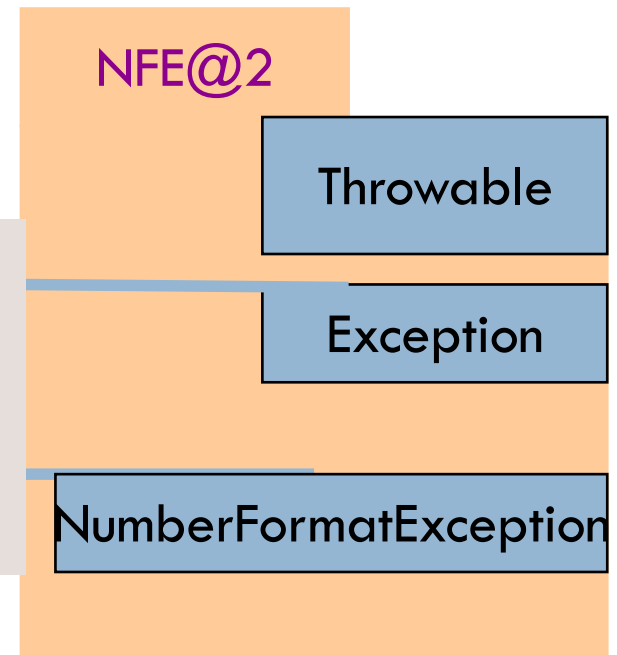
29

Read an integer from keyboard. If user types something other than an integer, ask user again to type a integer.

```
String st= the integer from the keyboard;  
int k= Integer.parseInt(st); // return int that is in st
```

```
public static int parseInt(String s) {  
    ...  
    ...  
    ...  
}
```

You will learn how the caller can catch the exception and ask user again to type an int



user typed "x13",
it was discovered here

parseInt doesn't know what to do with the error (but caller does)

**So it creates and *throws* a `NumberFormatException` to the caller.
parseInt is then terminated. It's done.**

Next week's section: Exception Handling

30

You must read/watch the tutorial BEFORE the recitation:

Look at the pinned Piazza note **Recitation/Homework**.

Quiz on tutorial Monday beginning at 3PM. Bring your laptop to class, ready to solve problems (write code).

During the section, you can talk to neighbors, discuss things, answer questions together. The TA will walk around and help. The TA will give a short presentation on some issue if needed.

You will have until Friday after the recitation to submit answers on the CMS. But best to complete and submit during recitation.

Do it in groups of 1, 2, 3 people **in same section**. Form group on Piazza BEFORE submitting. One must invite, others must accept.