

CS2110, Recitation 1

Arguments to method main,
Packages,
Wrapper Classes,
Characters,
Strings

Demo: Create application

To create a new project that has a method called main with a body that contains the statement

```
System.out.println("Hello World");
```

do this:

- Eclipse: File -> New -> Project
- File -> New -> Class
 - Make Package field empty!!!
 - Give it a name
 - Check the method main box
- In the class that is created, write the above statement in the body of main
- Hit the green play button or do menu item Run -> Run

Java Application

```
public static void main(String[] args) { ... }
```

Parameter: String array

A Java program that has a class with a static procedure main, as declared above, is called an **application**.

The program, i.e. the application, is run by calling method main. Eclipse has an easy way to do this.

Method main and its parameter

```
public static void main(String[] args) { ... }
```

Parameter: String array

In Eclipse, when you do menu item

Run -> Run (or click the green Play button)

Eclipse executes the call `main(array with 0 elements)`;

To tell Eclipse what array of Strings to give as the argument, start by using menu item

Run -> Run Configurations...

(see next slide)

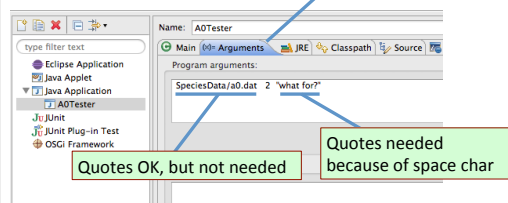
Window Run Configurations

This Arguments pane of Run Configurations window gives argument array of size 3:

args[0]: "SpeciesData/a0.dat"

args[1]: "2"

args[2]: "what for?"



DEMO: Giving an argument to the call on main

Change the program to print the String that is in args[0], i.e. change the statement in the body to

```
System.out.println(args[0]);
```

Then

- Do Run -> Run Configurations
- Click the Arguments tab
- In the Program field, type in "Haloooo there!"
- Click the run button in the lower right to execute the call on main with an array of size 1 ...

PACKAGES AND THE JAVA API

Package

Package: Collection of Java classes and other packages.

See [JavaSummary.pptx](#), slide 20

Available in the course website in the following location:

www.cs.cornell.edu/courses/CS2110/2017fa/links.html

Three kinds of packages

- (1) The default package: in project directory /src
- (2) Java classes that are contained in a specific directory on your hard drive (it may also contain sub-packages)
- (3) Packages of Java classes that come with Java, e.g. packages `java.lang`, `javax.swing`.

API packages that come with Java

Visit course webpage, click [Links](#), then [Java 8 API Specs](#).

Link: www.cs.cornell.edu/courses/CS2110/2017fa/links.html

Better yet, just google something like:

`java 8 API`

Scroll down in left col (Packages pane), click on `java.lang`

Scroll down until `java.lang` is seen

Package documentation

Java™ Platform, Standard Edition 8
API Specification

This document is the API specification for the Java™ Platform, Standard Edition.

See: Description

Profiles

- compact1
- compact2
- compact3

Packages

Package `java.lang` vs. other packages

You can use any class in package `java.lang`. Just use the class name, e.g.

`Character`

To use classes in other API packages, you have to give the whole name, e.g.

`javax.swing.JFrame`

So you have to write:

```
javax.swing.JFrame jf= new javax.swing.JFrame();
```

Use the import statement!

To be able to use just `JFrame`, put an import statement before the class definition:

```
import javax.swing.JFrame;

public class C {
    ...
    public void m(...) {
        JFrame jf= new JFrame();
        ...
    }
}
```

Imports only class `JFrame`.
Use the asterisk, as in line below, to import all classes in package:
`import javax.swing.*;`

Other packages on your hard drive

One can put a bunch of logically related classes into a package, which means they will all be in the same directory on hard drive. Reasons for doing this? We discuss much later.

Image of Eclipse Package Explorer:

3 projects:

Default package has 2 classes: Rec02, Rec02Tester

pack1 has 1 class: C

The screenshot shows a project tree with the following structure:

- Hashing
- I03Demo
- recitation02
 - src
 - (default package) - project has default package and
 - Rec02.java
 - Rec02Tester.java
 - pack1 - package pack1
 - C.java
 - JRE System Library [JavaS]
 - JUnit 4

Hard drive Eclipse Package Explorer

Eclipse does not make a directory for the default package; its classes go right in directory src

Importing the package

Every class in package pack1 must start with the package statement

```
package pack1;

import javax.swing.*;

public class MyFrame
    extends JFrame {
}
```

Every class outside the package should import its classes in order to use them

```
import pack1.*;

public class DemoPackage {

    public Rec02() {
        MyFrame v= MyFrame();
        ...
    }
}
```

CHAR AND CHARACTER

Primitive type char

Use single quotes

```
char fred= 'a';
char wilma= 'b';
System.out.println(fred);
```

Unicode: 2-byte representation
Visit www.unicode.org/charts/ to see all unicode chars

The screenshot shows a console window with the output 'a'.

Special chars worth knowing about

- ' ' - space
- '\t' - tab character
- '\n' - newline character
- '\'' - single quote character
- '\"' - double quote character
- '\'\' - backslash character
- '\b' - backspace character - NEVER USE THIS
- '\f' - formfeed character - NEVER USE THIS
- '\r' - carriage return - NEVER USE THIS

Backslash, called the escape character

Casting char values

Cast a char to an **int** using unary prefix operator (**int**),
Gives unicode representation of char, as an **int**

(int) 'a' gives 97
 (char) 97 gives 'a'
 (char) 2384 gives 'ॐ' — Om, or Aum, the sound of the universe (Hinduism)

No operations on **chars** (values of type char)! **BUT**, if used in a relation or in arithmetic, a **char** is automatically cast to type **int**.

Relations < > <= >= == != ==
 'a' < 'b' same as 97 < 98, i.e. true
 'a' + 1 gives 98

The screenshot shows the Java IDE interface for the `Character` class. The main pane displays the class declaration: `public final class Character extends Object implements Serializable, Comparable<Character>`. Below this, it states: "The Character class wraps a value of the primitive type char in an object. An object of type Character contains a single field whose type is char." It also mentions that the class provides methods for determining a character's category and for converting characters between cases.

Specs for Class Character

Main pane now contains description of class `Character`:

1. The header of its declaration.
2. A description, including info about Unicode
3. Nested class summary (skip it)
4. Field summary (skip it)
5. Constructor summary (read) Find method `compareTo` See a 1-sentence description
6. Method summary (read) Click on method name Takes you to a complete description in Method detail section
7. Field detail (skip it)
8. Method detail (read)

Character:

summary, function compareTo

```

static int compare(char x, char y)
    Compares two char values numerically.

int compareTo(Character anotherCharacter)
    Compares two Character objects numerically.

static int digit(char ch, int radix)
    Returns the numeric value of the character ch in the specified radix.

static int digit(int codePoint, int radix)
    Returns the numeric value of the specified character (Unicode code point) in the
    
```

Class Character

An object of class `Character` **wraps** a single **char** (has a field that contains a single **char**)

```

Character c1= new Character('b');
Character c2= new Character('c');
    
```

Don't know field name

c1 `Character@a1` c2 `Character@b9`

```

Character@a1
    ??? 'b'
    charValue()
    compareTo(Character)
    equals(Object)

Character@b9
    ??? 'c'
    charValue()
    compareTo(Character)
    equals(Object)
    
```

Class Character

- Each instance of class `Character` wraps a **char** value —has a field that contains a **char** value. `Character` allows a **char** value to be treated as an object.
- Find methods in each object by looking at API specs on web: docs.oracle.com/javase/8/docs/api/java/lang/Character.html

```

c.charValue()    c's wrapped char, as a char
c.equals(c1)    True iff c1 is a Character and wraps same char
c.compareTo(c1) 0 if c == c1. < 0 if c < c1. > 0 if c > c1.
c.toString()    c's wrapped char, as a String
...
    
```

Static methods in class Character

Lots of static functions. You have to look to see what is available. Below are examples

```
isAlphabetic(c)
isDigit(c)
isLetter(c)
isLowerCase(c)
isUpperCase(c)
isWhitespace(c)
toLowerCase(c)
toUpperCase(c)
```

These return the obvious boolean value for parameter c, a **char**

We'll explain "static" soon

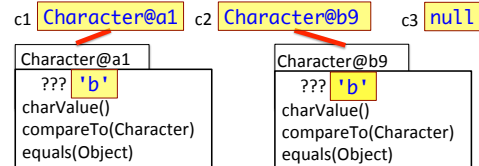
Whitespace chars are the space ' ', tab char, line feed, carriage return, etc.

These return a char.

You can import these using "import static java.lang.Character.*;"

== versus equals

```
c1 == c2 false true iff c1, c2 contain same values
c3 == c1 false
c1 == c1 true
c1.equals(c2) true true iff c2 is also a Character object and contains same char as c1
c3.equals(c1) Error!!!
```

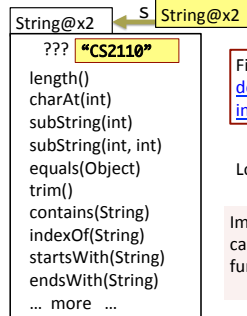


STRING

Class String

```
String s = "CS2110";
```

String: special place in Java: no need for a new-expression. String literal creates object.



Find out about methods of class String: docs.oracle.com/javase/8/docs/api/index.html?java/lang/String.html

Lots of methods. We explain basic ones

Important: String object is immutable: can't change its value. All operations/functions create new String objects

Operator +

+ is overloaded

"abc" + "12\$" evaluates to "abc12\$"

If one operand of concatenation is a String and the other isn't, the other is converted to a String. Sequence of + done left to right

1 + 2 + "ab\$" evaluates to "3ab\$"

"ab\$" + 1 + 2 evaluates to "ab\$3"



Operator +

```
System.out.println("c is: " + c +
    ", d is: " + d +
    ", e is: " + e);
```

Using several lines increases readability

Can use + to advantage in println statement. Good debugging tool.

• Note how each output number is annotated to know what it is.

Output:

c is: 32, d is: -3, e is: 201

c 32 d -3 e 201

Picking out pieces of a String

`s.length()`: number of chars in `s` — 5

01234 Numbering chars: first one in position 0

"CS 13"

`s.charAt(i)`: char at position `i`

`s.substring(i)`: new String containing
chars at positions from `i` to end
— `s.substring(2)` is '13'

`s.substring(i,j)`: new String
containing chars at positions
`i..(j-1)` — `s.substring(2,4)` is '13'

Be careful: Char at `j` not included!

```
String@x2
length() ? "CS 13"
charAt(int)
substring(int)
substring(int, int)
... more ...
s String@x2
```

Other useful String functions

`s.trim()` — `s` but with leading/trailing whitespace removed

`s.indexOf(s1)` — position of first occurrence of `s1` in `s`
(-1 if none)

`s.lastIndexOf(s1)` — similar to `s.indexOf(s1)`

`s.contains(s1)` — true iff String `s1` is contained in `s2`

`s.startsWith(s1)` — true iff `s` starts with String `s1`

`s.endsWith(s1)` — true iff `s` ends with String `s1`

`s.compareTo(s1)` — 0 if `s` and `s1` contain the same string,
< 0 if `s` is less (dictionary order),
> 0 if `s` is greater (dictionary order)

There are more functions! Look at the API specs!