

TYPE CHECKING AND CASTING

Lecture 5
CS2110 Spring 2013

Type Checking

- Java compiler checks to see if your code is legal
- Today: Explore how this works
 - What is Java doing? Why
 - What will Java do if it sees a problem?
 - How can we help Java understand what we intended so that it can convert between object types?

The need for type checking

- Java programs use many types
 - Primitive types: **int**, **char**, **long**, **double**, ...
 - Predefined class types: **Integer**, **String**, **Filestream**, ...
 - Predefined interfaces
 - New types (classes or interfaces) that you might declare

Some easy casting situations

- Consider this code:


```
double radius, circumference;
....
circumference = 2 * Math.PI * radius * radius;
```
- Did a cast occur?
 - ... as it turns out, no. Java uses the type of constant (2 in this case) appropriate to the expression, so it treated 2 as 2.0
 - Java handles such things silently and automatically

What about this:

```
long ladderHeight;
int nSteps;
....
ladderHeight = nSteps * 11; // Assumes 11 inch/step
```

- Question to think about:
 - Did Java start by computing $nSteps * 11$ using 32-bit integer arithmetic, then convert to a **long**?
 - Or did Java convert $nSteps$ to a **long** first? If so, it would interpret 11 as a **long** too...
 - The difference could matter: risk of an overflow

A cast can make code predictable

- If we write


```
ladderHeight = (long)nSteps * 11;
```
- we can be certain that **long** arithmetic is used
- Note: The cast operator, a unary prefix operator, has priority over ******. Sometimes you end up having to add extra ()...

Java sometimes requires a cast

```

7
long x;
int a;
....
a = x;
    
```

Type error; Java won't cast long to int automatically

- Java forces you to explicitly cast **x** to **int**, this way:


```

a = (int)x;
            
```

Why does Java have this rule?

Java sometimes requires a cast

```

8
long x;
int a;
....
a = x;
    
```

- This code doesn't do anything illegal, but Java forces you to explicitly cast **x** to **int**, this way:


```

a = (int)x;
            
```

... Java wants to be sure you realize that some **longs** won't fit in an **int**. (64 versus 32 bits). Truncation occurs

Casting with objects

- To understand how casting works for objects, need to understand how Java determines an object's type
- Suppose **MyLittlePony** is a subclass of **Toy** and we write this code:


```

Toy myToy =
    new MyLittlePony("SparkleDust", ....);
            
```

What's the type of **myToy**?

```

myToy MyLittlePony@x1
      Toy
    
```

Static versus dynamic typing

[Note: Unrelated to keyword **static**!]

- We're given


```

Toy myToy = new MyLittlePony("SparkleDust", ....);
            
```
- myToy** has "static" type **Toy**
- ... but "dynamic" or "instance" type **MyLittlePony**

```

myToy MyLittlePony@x1
      Toy
    
```

Dynamic ("runtime") types

- Dynamic type** of a variable: type of the object assigned to it —it's in the name of the object
 - myToy** is a reference to an object of class **MyLittlePony**
 - Thus the dynamic type of **myToy** is **MyLittlePony**
- Variable's dynamic type may change at runtime whenever a new object is assigned to it.

```

myToy MyLittlePony@x1
      Toy
    
```

Static ("compile time") types

- The static type of a variable is the type with which it was declared.
 - In our example, **myToy** was declared to be of type **Toy**
 - Thus the static type of **myToy** is **Toy**

```

myToy MyLittlePony@x1
      Toy
    
```

How does Java type check?

13

- Java needs to match the operators used in an expression to corresponding type-specific methods
- Occurs in two steps
 - ▣ First, expression must pass static type-checking analysis.
 - Ideally, this would guarantee type safety, but in practice there are some forms of errors that can't be sensed until runtime
 - Example: casting `x` of type `Object` to `Toy`, is not legal if the dynamic type of the object is `String`
 - ▣ At runtime, the dynamic type determines the actual methods used to perform the requested operations

Examples of dynamic checks

14

- Consider


```
Object x = something;
((Toy)x).PushTheButton(HowHard.Medium);
```
- ... this code is legal if `x` is an object that either is a `Toy` or subclasses class `Toy`.
- ... but is illegal for an object of type `Lodging`

Casting

15

- You can treat an object as if it was anything in the type hierarchy above or below it.
- This include interface types: If an object implements an interface, you can treat it as having the type of that interface
 - ▣ If Java senses a possible ambiguity it will force you to explicitly cast; otherwise it won't complain
 - ▣ But static type checking is surprisingly hard and there are cases that "should" be checkable that aren't handled correctly just the same.

instanceof

16

- `ob instanceof C`
 - true** if `ob` is not null and object `ob` can be cast to class (or interface) `C`; **false** otherwise
 - Needed if `ob` is to be cast to `C` in order to use fields or methods declared in class `C` that are not overridden.

This object can be cast to `Object`, `MyToy`, and `MyLittlePony` and nothing else



Example: Lodgings and Hotels

17

- Suppose we have a list of `Lodgings`.
 - ▣ It will be a "generic" type, a topic we'll explore soon
 - ▣ The simplest example is a list: `List<T>`, as in

```
List<RouteNode> route = findRoute("Ithaca", "Miami");
List<Lodging> lodgingOptions = new List<Lodging>();
for (RouteNode r: route)
  if (r instanceof Lodging)
    lodgingOptions.add( (Lodging)r );
```

... we end up with a list containing

18

- Hotels and motels
- Campgrounds
- Youth hostels
- ... anything that extends class `Lodging`
- We could also do this for interface types, even though an interface is totally abstract (the methods lack implementations)

Method invocations

19

- When we call a method in an object, we always get the implementation defined by the dynamic type of the object, i.e. the overriding method, even if we are treating the object as an instance of another type!
- **Strange case:** the expression is type-checked using static types, but executed using dynamic types!
- To see this, consider:


```
myToy.pushTheButton(HowHard.Lightly);
```

 ... Will compile only if **Toy** has method **pushTheButton**

... but now suppose that

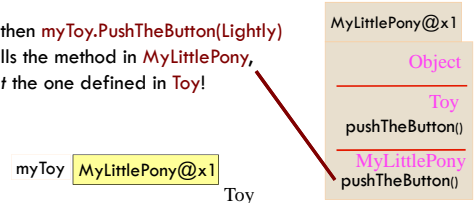
20

- What if **myToy** was created using


```
Toy myToy = new MyLittlePony("FeatherFluff", ...);
```

 Suppose **MyLittlePony** overrides method **pushTheButton**

... then **myToy.PushTheButton(Lightly)** calls the method in **MyLittlePony**, not the one defined in **Toy**!



Operators are really methods too

21

- In Java, operators (things like `+`, `-`, `*`, `/`, `%`, ...) are actually a shorthand for invoking methods
 - ▣ Oddly, however, they don't let you overload them
 - ▣ C#, which grew out of Java, does allow this
- Operator overloading can be convenient, and many people complain that this is a mistake in Java
 - ▣ For example, in C# you can define a method to compare two **Toys**. Perhaps `t1 < t2` if the store makes less money on `t1` than on `t2` or the store is trying to clear `t2`'s from inventory.
 - ▣ There is no obvious reason Java doesn't allow this

... even so

22

- Everything we've said about methods also applies to operators
- For example, when you add an integer to a string:
 - ▣ `String s = "Sparkle ate " + howmany " candies";`
- Java starts by seeing `String = String + int + String`
- Java autoboxes the `int`: `howmany` is replaced by `new Integer(howmany)`.
- Then notices that `string` defines a `+` operator
 - ▣ `Integer` has a `toString()` method, so Java invokes it
 - ▣ Now we have `string = (String + String) + String`

... so?

23

- ... so this helps understand exactly why the dynamic definition of `toString()` is always the one that runs if you write code like


```
System.out.println("Why not stay at " + place + "?");
```
- Moreover, this happens even if `place` is of type `Lodging` or `RouteNode` or even `object`.

Generics

24

- We briefly saw an example of a generic

```
List<RouteNode> route = ...
route.Add(new Hotel("Bates Hotel", ...));
for (RouteNode r: route)
    if (r.youWillDieHere())
        System.out.println("Maybe we shouldn't stop at " + r);
```

- A generic is just a type that takes other types as parameters, like a "list of `RouteNodes`"

Types and generics

25

- We'll get more fancy, but can already discuss a point that confuses some people
- Suppose method `X` is declared as:


```
public void X(List<Object> myList) { ... }
```
- Should it be legal to invoke `X(route)`?
 - ▣ ... Java says no!

Seems like a cast should work

26

- What about `X((List<Object>)route)`?
 - ▣ Java *still* says no!
 - ▣ It claims `route` can't be converted to a `List<Object>`
 - ▣ Why?
- ... to understand, think about what operations can be done on a `List<Object>`
 - ▣ Such as, for example,
 - `myList.Add(new Integer(27));` // Add an object to myList

Not every object is a RouteNode!

27

- Example illustrates frustrating limit with strong types
 - ▣ In many situations, treating a `List<RouteNode>` object as a `List<Object>` would work perfectly well, like for sorting the list.
 - ▣ But Java won't allow us to do that because some operations might fail at runtime and Java can't tell if you plan to only do the "legal" kind!
 - ▣ Casting doesn't help because the cast itself isn't possible: casting is only possible if the two types are completely compatible

Generics deal with this

28

- The solution is to create entire classes in which types can be provided as parameters
- Then we can have a method to sort lists of type `T`
 - ▣ Like creating one version of the code for each type
 - ▣ Instead of sorting a `List<Object>`, it sorts `List<T>`
 - ▣ When you invoke it you specify `T`, e.g. `RouteNode`
- Very useful!

Types that support array indexing

29

- Java, like every language, has arrays


```
int[] myVector = new int[100];
double[][] my2D = new double[8][32];
```
- ... and you can initialize them, of course


```
int[] myVector = new int[] { 9, 11, 2, 5 };
```
- Due to the magic of automatic type inference and a kind of operator overload, some other kinds of objects can also be treated just like arrays

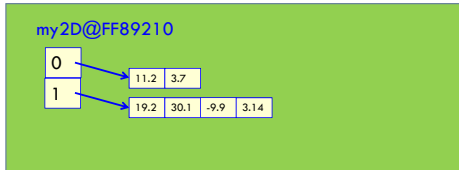
But a 2D array isn't what you expect

30

- ```
double[][] my2D = new double[10][20];
double[][] myTriangle = new double[10][];
for(int i = 0; i < 10; i++)
 myTriangle[i] = new double[i];
my2D = myTriangle;
```
- What's going on?
    - ▣ `my2D` was "really" a vector of 10 pointers... each capable of pointing to a vector of doubles

## But a 2D array isn't what you expect

31



- This is in contrast to languages like MatLab and C# where you have “true” n-dimensional arrays
- Accessed as **my2D[ i ][ j ]**, not **my2D[ i, j ]**

## Array vs ArrayList vs HashMap (latter two from java.util)

- **Array**
  - Storage is allocated when array created; cannot change
  - Extremely fast lookups
- **ArrayList (in java.util)**
  - An “extensible” array
  - Can append or insert elements, access element i, reset to 0 length
  - Lookup is slower than an array
- **HashMap (in java.util)**
  - Save data indexed by keys
  - Can look up data by its key
  - Can get an iteration of the keys or values
  - Storage allocated as needed but works best if you can anticipate need and tell it at creation time.

## What is an ArrayList?

33

- A pre-existing class in Java.util

```
ArrayList<String> myList = new ArrayList<String>();
myList.put("apples");
myList.put("pears");
System.out.println("Fruit 0 is " + myList.get(0));
```

- A list that can mimic an array
  - In Java arrays are fixed size, and this can be annoying (although you can “resize” them)
  - ... an **ArrayList** has variable size
  - The real underlying structure is a list of elements

## ArrayList behavior

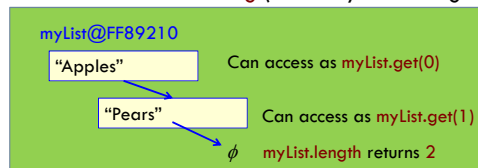
34

- Create: `ArrayList<T> myAL = new ArrayList<T>();`
  - T can be any object type you wish
  - But it can't be a primitive type. So use Integer, not int, Boolean, not boolean, etc.
  - On the other hand, `int[ ]` would be legal because an array is an object
- An ArrayList behaves much like a normal array
  - `myAL.get(i)` is the i'th element, and will be of type T
  - But... you can “add to the end” via `myAL.put(...)`;
  - It gets longer as you do put operations

## What is an ArrayList?

35

- **myList** is a generic: In this case, a List of items, each of which is a **String** (an `ArrayList<String>`)



- Can create an **ArrayList** from any type of object by using that object's type in the declaration.

## Why can't we use “array indexing”?

36

- In many languages, array-like classes allow indexing
  - It would be nice to write `myAL[i]` for example
  - C#, which extends Java, does allow this. The compiler simply translates this notation to a get or put call.
- But Java doesn't support that, hence for ArrayList you need to explicitly call `myAL.get(i)` and `myAL.put()`
  - Put has two overloads
  - One puts something at the end: `myAL.put(something)`
  - The other puts it at location i: `myAL.put(i, something)`

## How about a HashMap?

37

- Similar idea, but now the **array index itself** can be objects of any type you like
  - ▣ Similar to ArrayList, you access items using method calls
  - ▣ But you can think of these as mapping directly to array indexing even though that notation isn't permitted
- Designed to deal with applications that often need to look for something in a long list
- With an Array or an ArrayList we might need to search the whole list, item by item, looking at values

## HashMap Example

- Create HashMap of numbers. Use names of numbers as keys:
 

```
Map<String, Integer> numbers
 = new HashMap<String, Integer>();
 numbers.put("one", new Integer(1));
 numbers.put("three", new Integer(3));
```
- Retrieve a number:
 

```
Integer n = numbers.get("two");
```

  - ▣ Returns **null** if HashMap doesn't contain key
  - ▣ Can use `numbers.containsKey(key)` to check this

## What's going on here?

39

- First, we're seeing another generic:
 

```
numbers = new HashMap<String, Integer>();
```

 ... in words, "A fast way to index with a string and pull out an associated integer"
- The previous slide actually used an interface type:
 

```
Map<String, Integer> numbers
 = new HashMap<String, Integer>();
```

 ... Works because
 

```
HashMap<KT,VT> implements Map<KT,VT>
```

## ... and what is a HashMap?

40

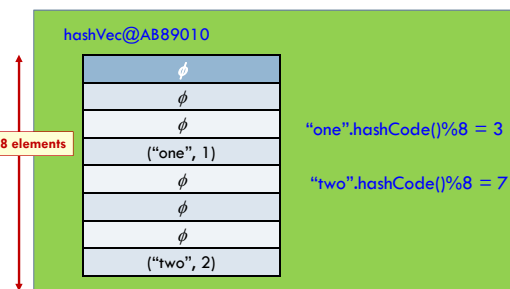
- Idea: offer super-fast lookup
  - ▣ Take the key (the string)
  - ▣ Compute its "hash code"
    - Takes any object as an input
    - Outputs random-looking number computed from the object
  - ▣ HashMap allocates a big vector, initially empty, and uses the hash code to select an entry. Call the vector `hashVec`

```
hashVec[key.hashCode() % hashVec.length] =
 new KeyValue(key, value)
```
- So: a "1-step" way to find key and value. (Collisions are handled automatically but no need to explain how this works)

Inherited method  
`hashCode` can be  
overridden

## ... and what is a HashMap?

41



## Summary

42

- Java is strongly typed, but a single object has many types
  - ▣ Its declared type and type `Object`
  - ▣ Its superclass types, and interface types it implements
- Many languages (including some very close to Java) extend this notion to "overloads" of operators like `+` or `-` or even array indexing
  - ▣ It involves implementing a special kind of interface
  - ▣ Java community has pressed for this in Java too, but as of now, it hasn't happened