



SOFTWARE ENGINEERING

Lecture 4
CS2110 Spring 2013

... picking up where we stopped

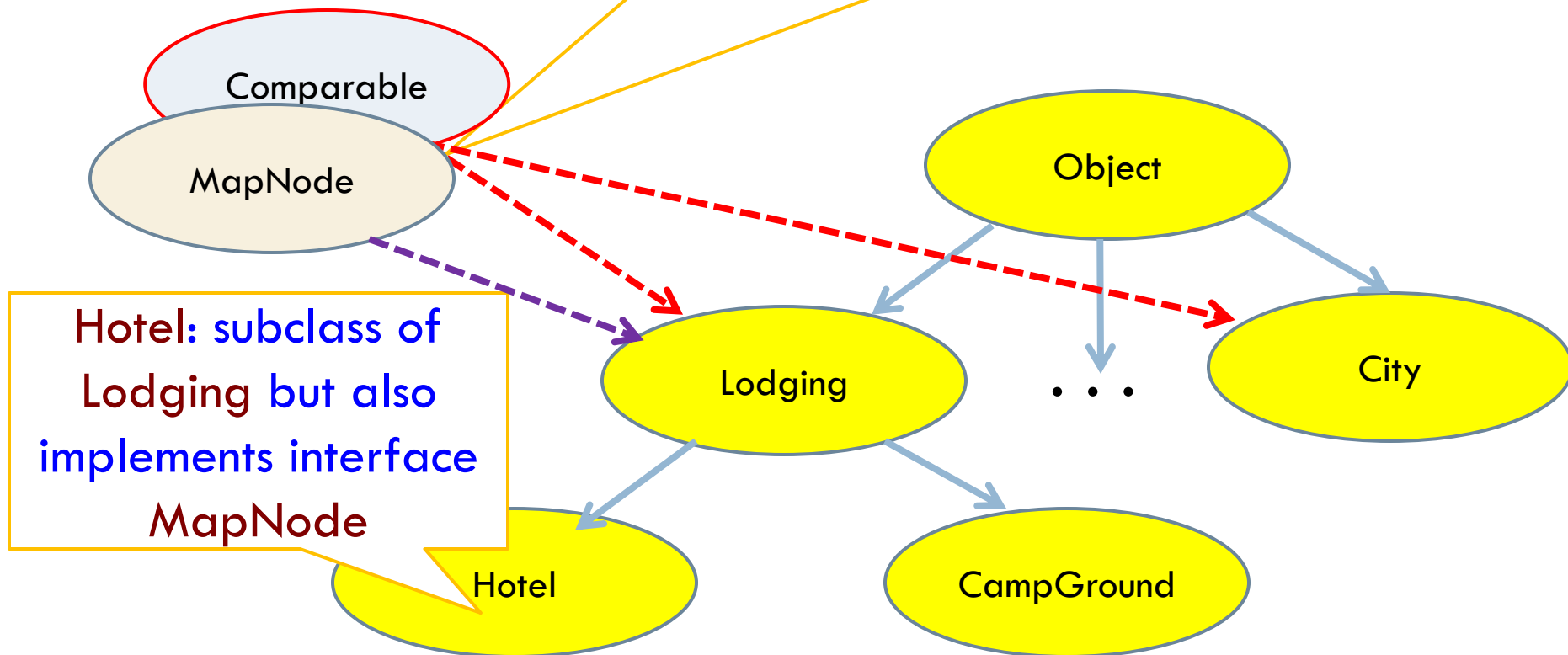
2

- We were discussing the class hierarchy
- We had been focused on extending a class by creating a new child class
 - ▣ We looked at “overloading” methods
 - ▣ Allows us to have multiple methods with the same name but with different type signatures
 - ▣ Used when some arguments have default values. The “short” versions just call the “ultimate” one with default values for any unspecified parameters

Interfaces

3

Interface: “fully abstract” class listing *type signatures* for fields and methods. A class implementing the interface must define all methods but in its own specialized way.



A class has only one parent but can implement many interfaces. Decide on class hierarchy and what interfaces to support as part of process of developing clean, elegant code

Example: Overriding “toString”

4

- Similar terms but overload and override differ
 - ▣ Overload: A class with multiple methods having the same name but different type signatures
 - ▣ Override: A class that redefines some method that its parent defined, and that it would have inherited
- Overload has nothing to do with extending a class
- Override is used only when extending a class

Example: Overriding “toString”

5

- Class **Object** defines **toString**, so every object of every class contains **toString**.
 - **toString** in **Object**: prints name@Address
 - Most classes override **toString()**
 - **toString()** in an object usually returns a string that contains values of the fields of the object, printed in a nice way.

```
@Override    // An “attribute”: tells Eclipse what we intend
public string toString() {
    return this.name + “:” + this.value;
}
```

Example: Overriding “toString”

6

- Class **Object** defines **toString**, so every object of every class contains **toString**.
 - **toString** in **Object**: prints name@Address
 - Most classes override **toString()**
 - **toString()** in an object usually returns a string that contains values of the fields of the object, printed in a nice way.

```
// Putting it right into the declaration can increase clarity
public @Override string toString() {
    return this.name + “:” + this.value;
}
```

Example: Overriding “toString”

7

- Class **Object** defines **toString**, so every object of every class contains **toString**.
 - **toString** in **Object**: prints name@Address
 - Most classes override **toString**.
 - **toString()** in an overridden class contains values of the fields of the object, printed in a nice way.

Method **ToString** should override some inherited method.



```
// If you make a mistake, now Eclipse will notice & warn you
public @Override string ToString() { // Mistake: to, not To
    return this.name + “:” + this.value;
}
```

Is toString() the only use for override?

8

- This the most common use!
- But there is one other very common case
 - ▣ Java has many pre-defined classes for making lists or other kinds of collections
 - ▣ It can search and sort within them
 - ▣ These need a way to compare elements
 - ▣ Again, there are default comparison rules but they don't often do exactly what you would want

Example: Overloading “compareTo”

9

- Interface **Comparable** has three methods:
 - **a.equals(b)**: returns **true/false**
 - **a.compareTo(b)**: returns **-/0/+**
 - **a.hashCode()**: returns a number (ideally unique and randomized) representing object **a**. Usually return `data.hashCode()` for some data object in **a** that represents **a**'s “value” (perhaps a string or a number)
 - Warning: Override one method? *Must override all*. Otherwise, get mix of inherited and override versions, and Java utilities that depend on them malfunction

Accessing Overridden Methods

10

Suppose a class overrides method `m`

Like `toString()` in the examples we just saw

- ▣ Sometimes it is useful to be able to call the parent version. E.g. maybe you still want to print the `Name@Address` using `Object.toString()`
- ▣ In subclass, call overridden method using `super.m()`

▣ Example:

```
Public @Override String toString() {  
    return super.toString() + ": " + name + ", price=" + price;  
}  
.... "ns@0xAF402: Hotel Bates, price=37.50"
```

Shifting gears

11

- We've focused on the type hierarchy.
- Now let's look at a different but related question: how things get initialized in Java
 - ▣ For a single object
 - ▣ ... for static variables, and then for instance variables
 - ▣ ... then for objects in a subclass of a parent class
 - ▣ ... and then for two classes that refer to one another

Drill down: Initializing an object

12

- Questions to ask about initialization in Java:
 - ▣ When do things have default values? What are those?
 - ▣ What happens if you touch an uninitialized object?
 - ▣ What if you need a more complicated initialization that requires executing some code?
 - ▣ Who gets initialized first in an parent/subclass situation?
 - ▣ Who gets initialized first if two different classes have initializers that each refer to the other?

Constructors

13

Java automatically calls `two.toString()`
It works: class `Thing` inherits `Object.toString()`.
Won't print value in field `val` [Why not?]

- Called to create new instances of a class.
- A class can define multiple constructors
- Default constructor initializes all fields to default values (`0, false, null...`)

```
class Thing {  
    int val;  
    Thing(int val) {  
        this.val = val;  
    }  
    Thing() {  
        this(3);  
    }  
}
```

```
Thing one = new Thing(1);  
Thing two = new Thing(2);  
Thing three = new Thing();  
System.out.println("Thing two = " + two);
```

Constructors in class hierarchy

14

- **Principle:** initialize superclass fields first.
- **Implementation:** First statement of constructor must be call on constructor in this class or superclass Java syntax or is:
`this(arguments);` or
`super(arguments);`
- If you don't do this, Java inserts call
`super();`

```
public class Hotel extends Lodging { ... }
```

Hotel@xy

Object fields,
methods

Lodging fields,
methods

Hotel fields,
methods

Example

***Prints: Csuper constructor called.
Constructor in A running.***

15

```
public class CSuper {
    public CSuper() {
        System.out.println("CSuper constructor called.");
    }
}

public class A extends CSuper {
    public A() {
        super();
        System.out.println("Constructor in A running.");
    }

    public static void main(String[] str) {
        ClassA obj = new ClassA();
    }
}
```

What are local variables?

16

- Local variable: variable declared in method body
- Not initialized, you need to do it yourself!
- Eclipse should detect these mistakes and tell you

```
class Thing {  
    int val;  
    public Thing(int val) {  
        int undef;  
        this.val = val + undef;  
    }  
    public Thing() {  
        this(3);  
    }  
}
```


What happens here?

17

- If you access an object using a reference that has a **null** in it, Java throws a **NullPointerException**.
- Thought problem: what did developer intend?
 - ▣ Probably thinks **myFriend** points to an existence of class **RoomMate**.
 - ▣ **RoomMate** object created only with new-expression

```
class Thing {  
    RoomMate myFriend;  
  
    Thing(int val) {  
        myFriend.value = val;  
    }  
}
```

Static Initializers

18

- An initializer for a static field runs once, when the class is loaded
- Used to initialize static objects

```
class StaticInit {  
    static Set<String> courses = new HashSet<String>();  
    static {  
        courses.add("CS 2110");  
        courses.add("CS 2111");  
    }  
  
    ...  
}
```

Glimpse of a “generic”

Reminder: Static vs Instance Example

19

```
class Widget {
    static int nextSerialNumber = 10000;
    int serialNumber;
    Widget() { serialNumber = nextSerialNumber++; }
    public static void main(String[] args) {
        Widget a = new Widget();
        Widget b = new Widget();
        Widget c = new Widget();
        System.out.println(a.serialNumber);
        System.out.println(b.serialNumber);
        System.out.println(c.serialNumber);
    }
}
```

Accessing static versus instance fields

20

- If name is unique and **in scope**, Java knows what you are referring to. **In scope**: in this object and accessible.
Just use the (unqualified) name:
 - `serialNumber`
 - `nextSerialNumber`
- Refer to static fields/methods in another class using name of class
 - `Widget.nextSerialNumber`
- Refer to instance fields/methods of another object using name of object
 - `a.serialNumber`

Hair-raising initialization

21

- Suppose **a** is of type **A** and **b** is of type **B**
 - ... and **A** has static field **myAVal**,
 - ...and **B** has field **myBVal**.

- Suppose we have static initializers:

```
public static int myAVal = B.myBVal+1;
```

```
public static int myBVal = A.myAVal+1;
```



Hair-raising initialization

22

- What happens depends on which class gets loaded first. Assume program accesses **A**.
 - ▣ Java “loads” **A** and initializes all its fields to **0/false/null**
 - ▣ Now, static initializers run. **A** accesses **B**. So Java loads **B** and initializes all its fields to **0/false/null**.
 - ▣ Before we can access **B.myBVal** we need to initialize it.
- **B** sets **myBVal = A.myAVal + 1 = 0 + 1 = 1**
- Next **A** sets **A.myAVal = B.myBVal + 1 = 1 + 1 = 2**

- (Only lunatics write code like this but knowing how it works is helpful)



Some Java « issues »

23

- An overriding method cannot have more restricted access than the method it overrides

```
class A {  
    public int m() {...}  
}  
class B extends A {  
    private @Override int m() {...} //illegal!  
}
```

```
A foo = new B(); // upcasting  
foo.m();        // would invoke private method in  
                // class B at runtime
```

Can we override a field?

24

- ... Yes, Java allows this. There are some situations where it might even be necessary.
- We call the technique “shadowing”
- But it isn’t normally a good idea.

... a nasty example

25

```
class A {
    int i = 1;
    int f() { return i; }
}
class B extends A {
    int i = 2; // Shadows variable i in class A.
    int @Override f() { return -i; } // Overrides method f in class A.
}
public class override_test {
    public static void main(String args[]) {
        B b = new B();
        System.out.println(b.i);
        System.out.println(b.f());
        A a = (A) b;
        System.out.println(a.i);
        System.out.println(a.f());
    }
}
```

The "runtime" type of "a" is "B"!

// Refers to B.i; prints 2.

// Refers to B.f(); prints -2.

// Cast b to an instance of class A.

// Now refers to A.i; prints 1;

// Still refers to B.f(); prints -2;

Shadowing

26

- Like overriding, but for fields instead of methods
 - Superclass: variable v of some type
 - Subclass: variable v perhaps of some other type
 - Subclass method: access shadowed variable using $super.v$
 - Variable references are resolved using static binding (i.e. at compile-time), not dynamic binding (i.e. not at runtime)
- Variable reference $r.v$ uses the static (declared) type of variable r , not runtime type of the object referred to by r
- Shadowing is bad medicine. Don't do it. CS2110 does not allow it

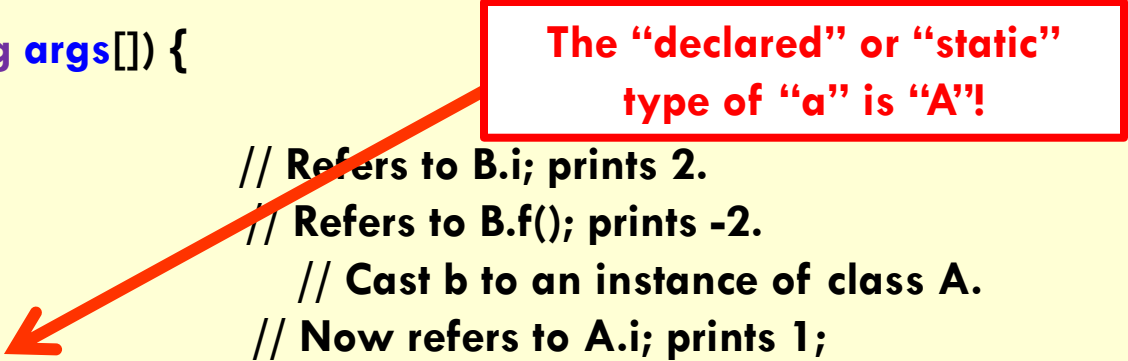
... back to our nasty example

27

```
class A {
    int i = 1;
    int f() { return i; }
}
class B extends A {
    int i = 2;
    int @Override f() { return -i; }
}
public class override_test {
    public static void main(String args[]) {
        B b = new B();
        System.out.println(b.i);
        System.out.println(b.f());
        A a = (A) b;
        System.out.println(a.i);
        System.out.println(a.f());
    }
}
```

// Shadows variable i in class A.
// Overrides method f in class A.

// Refers to B.i; prints 2.
// Refers to B.f(); prints -2.
// Cast b to an instance of class A.
// Now refers to A.i; prints 1;
// Still refers to B.f(); prints -2;



The “declared” or “static”
type of “a” is “A”!

Software Engineering

28



- The art by which we start with a problem statement and gradually evolve a solution
- There are whole books on this topic and most companies try to use a fairly uniform approach that all employees are expected to follow
- The class hierarchy you design is a step in this process

The software design cycle

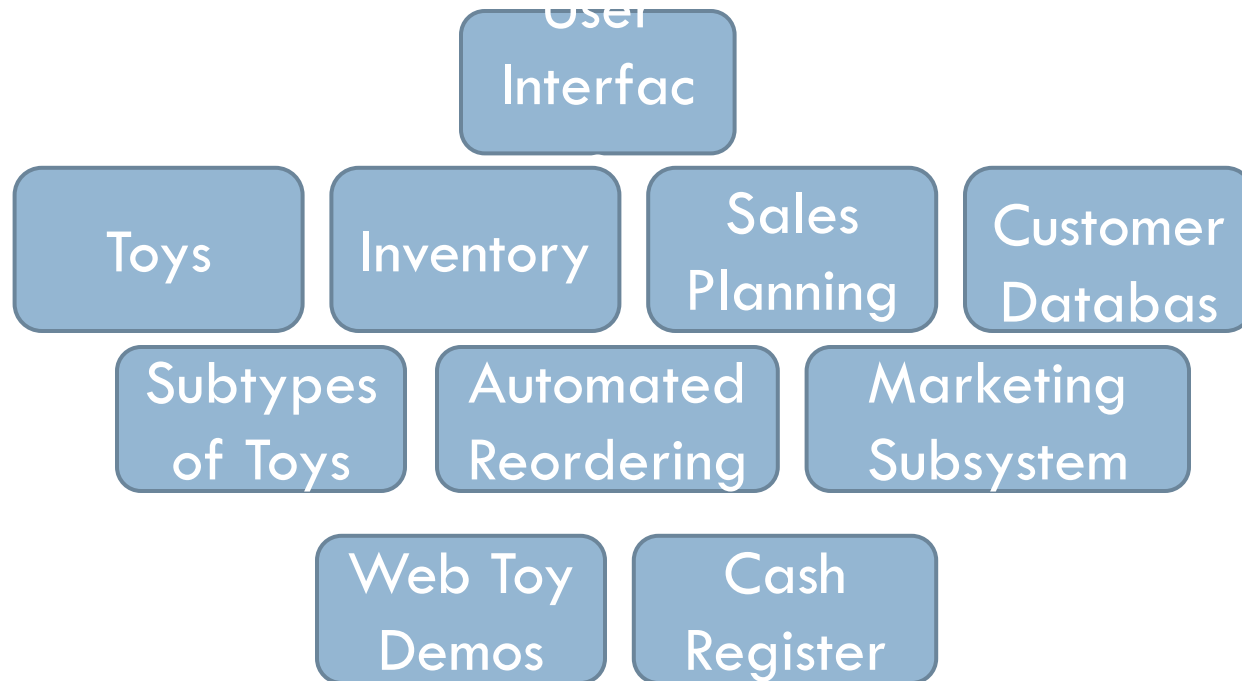
29

- Some ways of turning a problem statement into a program that we can debug and run
 - Top-Down, Bottom-Up Design
 - Software Process (briefly)
 - Modularity
 - Information Hiding, Encapsulation
 - Principles of Least Astonishment and “DRY”
 - Refactoring

Top-Down Design

30

- Start with big picture:



- Invent abstractions at a high level
- **Decomposition** / “Divide and Conquer”

Not a perfect, pretty picture

31

- It is often easy to take the first step but not the second one
- Large abstractions come naturally. But details often work better from the ground up
- Many developers work by building something small, testing it, then extending it
 - ▣ It helps to not be afraid of needing to recode things

Top-Down vs. Bottom-Up

32

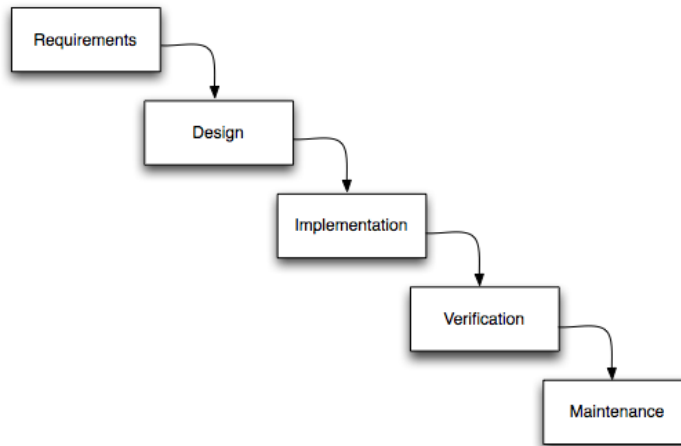
- Is one way better? Not really!
 - It's sometimes good to alternative
 - By coming to a problem from multiple angles you might notice something you had previously overlooked
 - Not the only ways to go about it

- **Top-Down**: **harder** to **test early** because parts needed may not have been designed yet
- **Bottom-Up**: may end up **needing** things **different** from how you built them

Software Process

33

- For simple programs, a simple process...



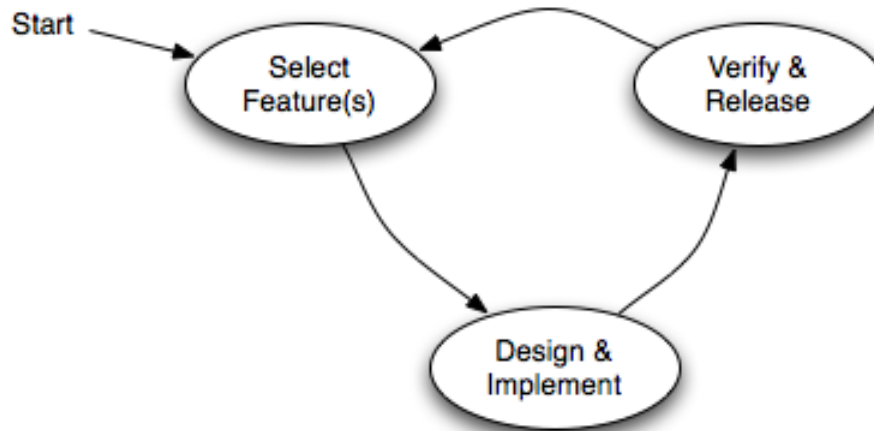
“Waterfall”

- But to use this process, you need to be sure that the **requirements are fixed** and **well understood!**
 - ▣ Many software problems are not like that
 - ▣ Often customer refines requirements when you try to deliver the initial solution!

Incremental & Iterative

34

- Deliver **versions of system** in several **small cycles**



- Recognizes that for some settings, software development is like gardening
- You plant seeds... see what does well... then replace the plants that did poorly

Information Hiding

35

- What “information” do classes hide?
“Internal” design decisions.

```
public class Set {  
    ...  
    public void add(Object o) ...  
  
    public boolean contains(Object o) ...  
  
    public int size() ...  
}
```

- Class's **interface**: everything in it that is **externally accessible**

Encapsulation

36

- By hiding code and data behind its interface, a class encapsulates its “inner workings”
- Why is that good?
 - Can change implementation later without invalidating the code that uses the class

```
class LineSegment {  
    private Point2D p1, p2;  
    ...  
    public double length() {  
        return p1.distance(p2);  
    }  
}
```

```
class LineSegment {  
    private Point2D p;  
    private double length;  
    private double phi;  
    ...  
    public double length() {  
        return length;  
    }  
}
```

Degenerate Interfaces

37

- Public fields are usually a **Bad Thing**:

```
class Set {  
    public int count = 0;  
  
    public void add(Object o) ...  
  
    public boolean contains(Object o) ...  
  
    public int size() ...  
}
```

- Anybody can change them; the class has no control

Use of interfaces?

38

- When team builds a solution, interfaces can be valuable!
 - ▣ Rebecca agrees to implement the code to extract genetic data from files
 - ▣ Tom will implement the logic to compare DNA
 - ▣ Willy is responsible for the GUI
- By agreeing on the interfaces between their respective modules, they can all work on the program simultaneously

Principle of Least Astonishment

39

- Interface should “hint” at its behavior

Bad:

```
public int product(int a, int b) {  
    return a*b > 0 ? a*b : -a*b;  
}
```

Better:

```
/** Return absolute value of a * b */  
public int absProduct(int a, int b) {  
    return a*b > 0 ? a*b : -a*b;  
}
```

- Names and comments matter!

Outsmarting yourself

40

- A useful shorthand... Instead of

```
something = something * 2;
```

... Use

```
something *= 2;
```

- All such operators:

`+=` `-=` `*=` `/=` `%=` `^=`

Principle of Least Astonishment

41

- Unexpected **side effects** are a Bad Thing

```
class MyInteger {  
    private int value;  
    ...  
    public MyInteger times(int factor) {  
        value *= factor;  
        return new MyInteger(value);  
    }  
}  
...  
MyInteger i = new MyInteger(100);  
MyInteger j = i.times(10);
```

Developer trying to be clever. But what does code do to i?

Duplication

42

- It is common to find some chunk of working code, make a replica, then edit the replica
- But this makes your software fragile: later, when code you copied needs to be revised, either
 - The person doing that changes all instances, or
 - some become inconsistent
- Duplication can arise in many ways:
 - constants (repeated “magic numbers”)
 - code vs. comment
 - within an object’s state
 - ...

“DRY” Principle

43

- Don't Repeat Yourself
- Nice goal: have each piece of knowledge live in one place
- But don't go crazy over it
 - ▣ DRYing up at any cost can increase dependencies between code
 - ▣ “3 strikes and you refactor” (i.e. clean up)

Refactoring

44

- **Refactor**: **improve** code's internal **structure** **without changing** its external **behavior**
- Most of the time we're modifying existing software
- "Improving the design after it has been written"
- Refactoring steps can be very simple:

```
public double weight(double mass) {  
    return mass * 9.80665;  
}
```

```
static final double GRAVITY = 9.80665;  
public double weight(double mass) {  
    return mass * GRAVITY;  
}
```

- Other examples: renaming variables, methods, classes

Why is refactoring good?

45

- If your application later gets used as part of a Nasa mission to Mars, it won't make mistakes
- Every place that the gravitational constant shows up in your program a reader will realize that this is what they are looking at
- The compiler may actually produce better code

Common refactorings

46

- Rename something
 - ▣ Eclipse will do it all through your code
 - ▣ Warning: Eclipse doesn't automatically fix comments!

- Take a chunk of your code and turn it into a method
 - ▣ Anytime your “instinct” is to copy lines of code from one place in your program to another and then modify, consider trying this refactoring approach instead...
 - ▣ ... even if you have to modify this new method, there will be just one “version” to debug and maintain!

Extract Method

47

- A comment explaining **what** is being done usually indicates the **need** to **extract** a **method**

```
public double totalArea() {  
    ...  
    // add the circle  
    area +=  
        PI * pow(radius,2);  
    ...  
}
```

```
public double totalArea() {  
    ...  
    area += circleArea(radius);  
    ...  
}  
  
private double circleArea  
                (double radius) {  
    return PI * pow(radius, 2);  
}
```

- One of most common refactorings

Extract Method

48

Before

```
if (date.before(SUMMER_START) ||
    date.after(SUMMER_END)) {
    charge = quantity * winterRate + winterServiceCharge;
}
else {
    charge = quantity * summerRate;
}
```

After

```
if (isSummer(date)) {
    charge = summerCharge(quantity);
}
else {
    charge = winterCharge(quantity);
}
```


Refactoring & Tests

49

- **Eclipse** supports various refactorings
- You can refactor **manually**
 - **Automated tests** are **essential** to ensure external behavior doesn't change
 - Don't refactor manually without retesting to make sure you didn't break the code you were "improving"!
- More about tests and how to drive development with tests next week

Rename...	⌘⌘R
Move...	⌘⌘V
Change Method Signature...	⌘⌘C
Extract Method...	⌘⌘M
Extract Local Variable...	⌘⌘L
Extract Constant...	
Inline...	⌘⌘I
Convert Anonymous Class to Nested...	
Convert Member Type to Top Level...	
Convert Local Variable to Field...	
Extract Superclass...	
Extract Interface...	
Use Supertype Where Possible...	
Push Down...	
Pull Up...	
Extract Class...	
Introduce Parameter Object...	
Introduce Indirection...	
Introduce Factory...	
Introduce Parameter...	
Encapsulate Field...	
Generalize Declared Type...	
Infer Generic Type Arguments...	
Migrate JAR File...	
Create Script...	
Apply Script...	
History...	

Summary

50

- We've seen that Java offers ways to build general classes and then to create specialized versions of them
 - ▣ In fact we saw several ways to do this
- Our challenge is to use this power to build clean, elegant software that doesn't duplicate functionality in confusing ways
- The developer's job is to find abstractions and use their insight to design better code!